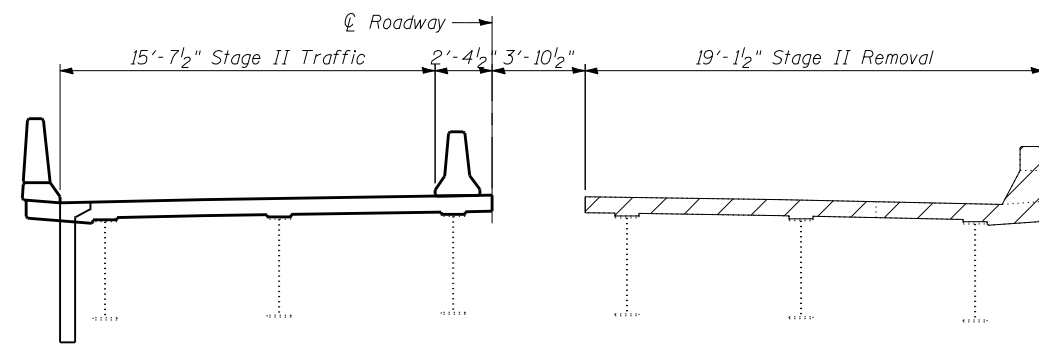
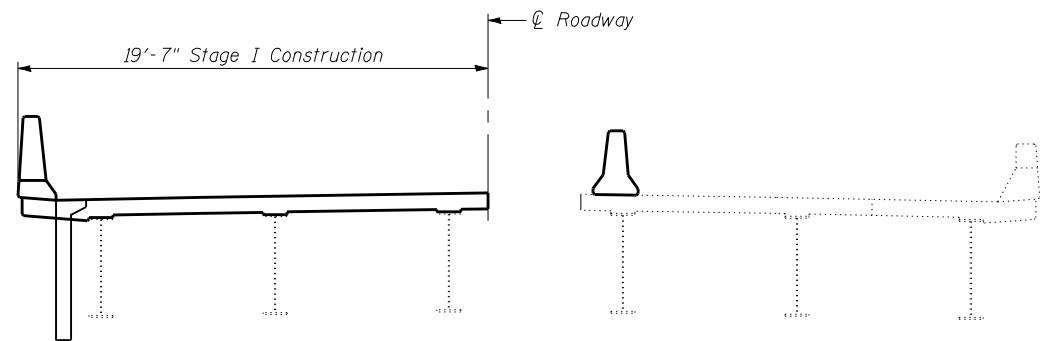


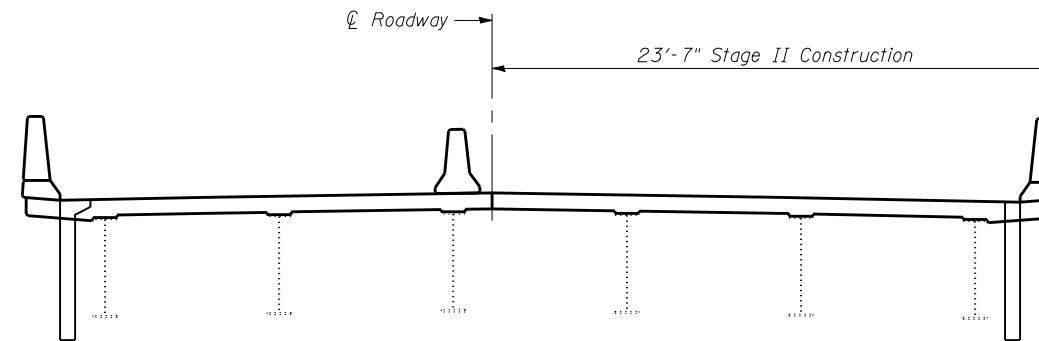
**STAGE I REMOVAL**  
(Looking North - North Bound)  
(Looking South - South Bound)



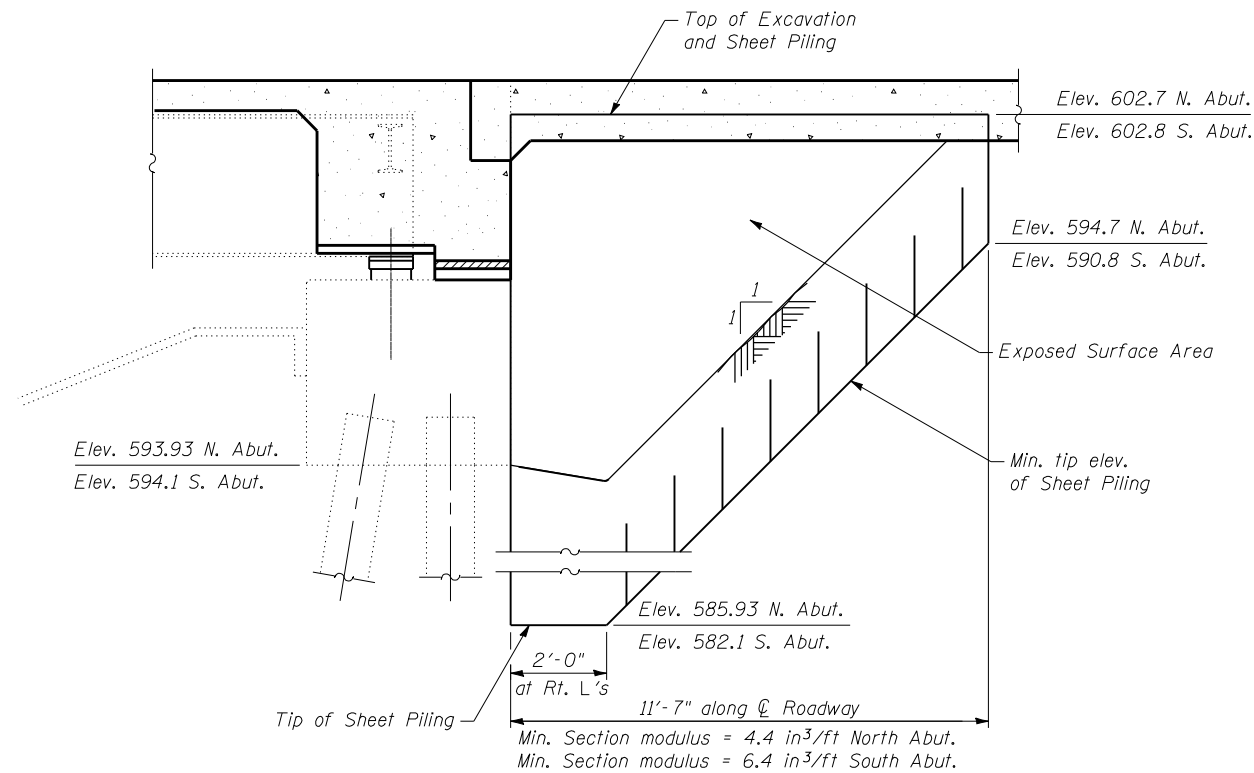
**STAGE II REMOVAL**  
(Looking North - North Bound)  
(Looking South - South Bound)



**STAGE I CONSTRUCTION**  
(Looking North - North Bound)  
(Looking South - South Bound)



**STAGE II CONSTRUCTION**  
(Looking North - North Bound)  
(Looking South - South Bound)



**TEMPORARY SHEET PILING**

**Notes:**  
For quantity of Temporary Concrete Barrier, see roadway plans.  
Hatched area indicates Removal of Existing Concrete Deck.  
If the Contractor chooses to alter the temporary sheet piling design requirements shown on the plans, a design submittal including plan details and calculations will be required for review and acceptance by the Engineer.  
The dimensions to the stage removal line at the abutments varies from the superstructure. See Sheets 24 thru 27 of 38 for the removal lines at the abutments.

**CB** Coombe-Bloxdorf P.C.  
- CIVIL ENGINEERS -  
- STRUCTURAL ENGINEERS -  
- LAND SURVEYORS -  
Design Firm License No. 184-002703

FILE NAME =	USER NAME = .MML.	DESIGNED - RKM	REVISED -
... \0540063-0064-72e11-003-stage-const-details.dgn		CHECKED - MCB	REVISED -
	PLOT SCALE = 8:0.000000 '1' / IN.	DRAWN - CFC	REVISED -
CB PROJECT NO 10007-3	PLOT DATE = 3/18/2013	CHECKED - RKM	REVISED -

**STATE OF ILLINOIS  
DEPARTMENT OF TRANSPORTATION**

**STAGE CONSTRUCTION DETAILS  
STRUCTURE NO. 054-0063 (N.B.) & 054-0064 (S.B.)**

SHEET NO. 3 OF 38 SHEETS

F.A.I. RTE.	SECTION	COUNTY	TOTAL SHEETS	SHEET NO.
55	D6 LOGAN CO BR 2011-1	LOGAN	429	288
			CONTRACT NO. 72E11	

ILLINOIS FED. AID PROJECT