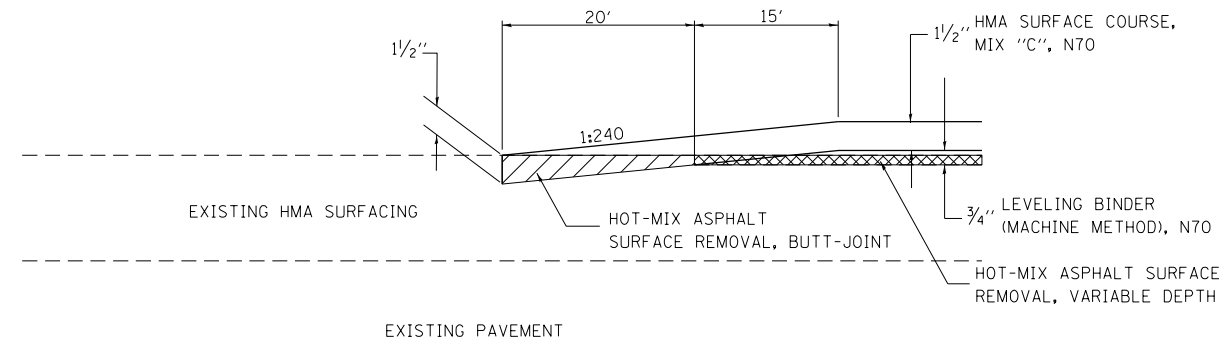


BUTT JOINT DETAIL

STA. 808+05.5 TO STA. 808+40.5
 STA. 825+82.6 TO STA. 826+17.6

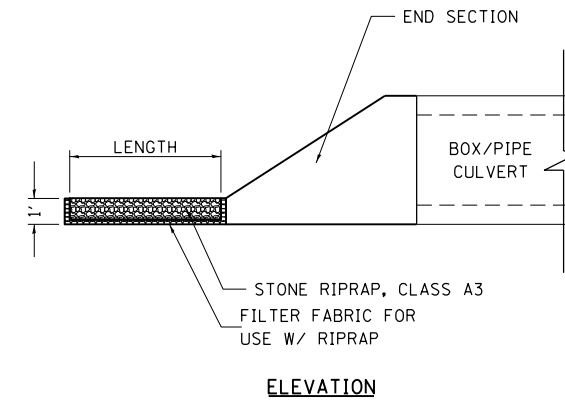


BUTT JOINT DETAIL

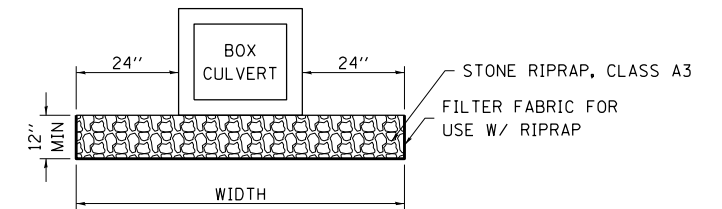
STA. 1017+14 TO STA. 1017+49
 STA. 1+83 TO STA. 2+18

BENCHMARKS

BENCHMARK	ELEVATION	STATION	OFFSET	DESCRIPTION
51	512.106	799+14	40' W	RR SPIKE IN E SIDE PP W SIDE OF IL 130
52	534.184	817+49	40' W	RR SPIKE IN E SIDE PP W SIDE OF IL 130
53	505.048	13+05	24' N	CHSL SQUARE TOP CENTER OF N CULV HEADWALL
55	494.356	1007+39	27.2' W	CHSL SQUARE SW CORNER SW CORNER OF CULV HEADWALL



ELEVATION



DETAIL OF RIPRAP, CLASS A3

RIPRAP SCHEDULE

LOCATION	LENGTH	WIDTH	STONE RIPRAP, CLASS A3	FILTER FABRIC
	FOOT	FOOT		
LT 811+97	8.0	6.7	5.9	5.9
RT 811+97	8.0	6.7	5.9	5.9
LT 823+80	8.0	6.7	5.9	5.9
RT 823+80	8.0	6.7	5.9	5.9
TOTALS			24.0	24.0