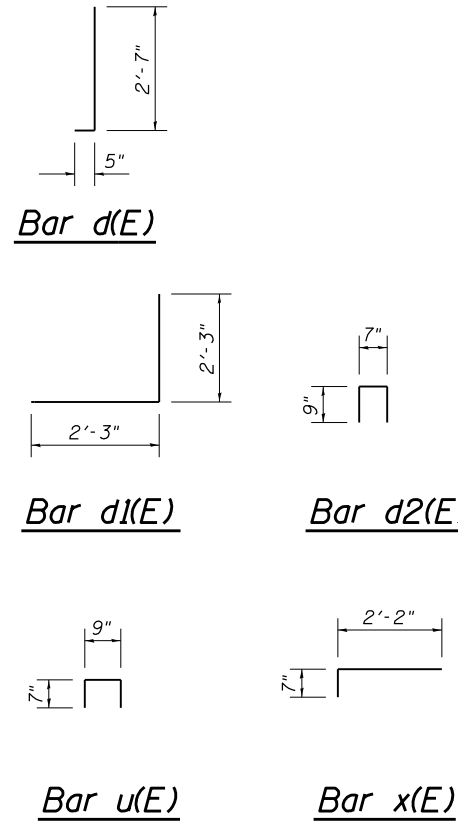


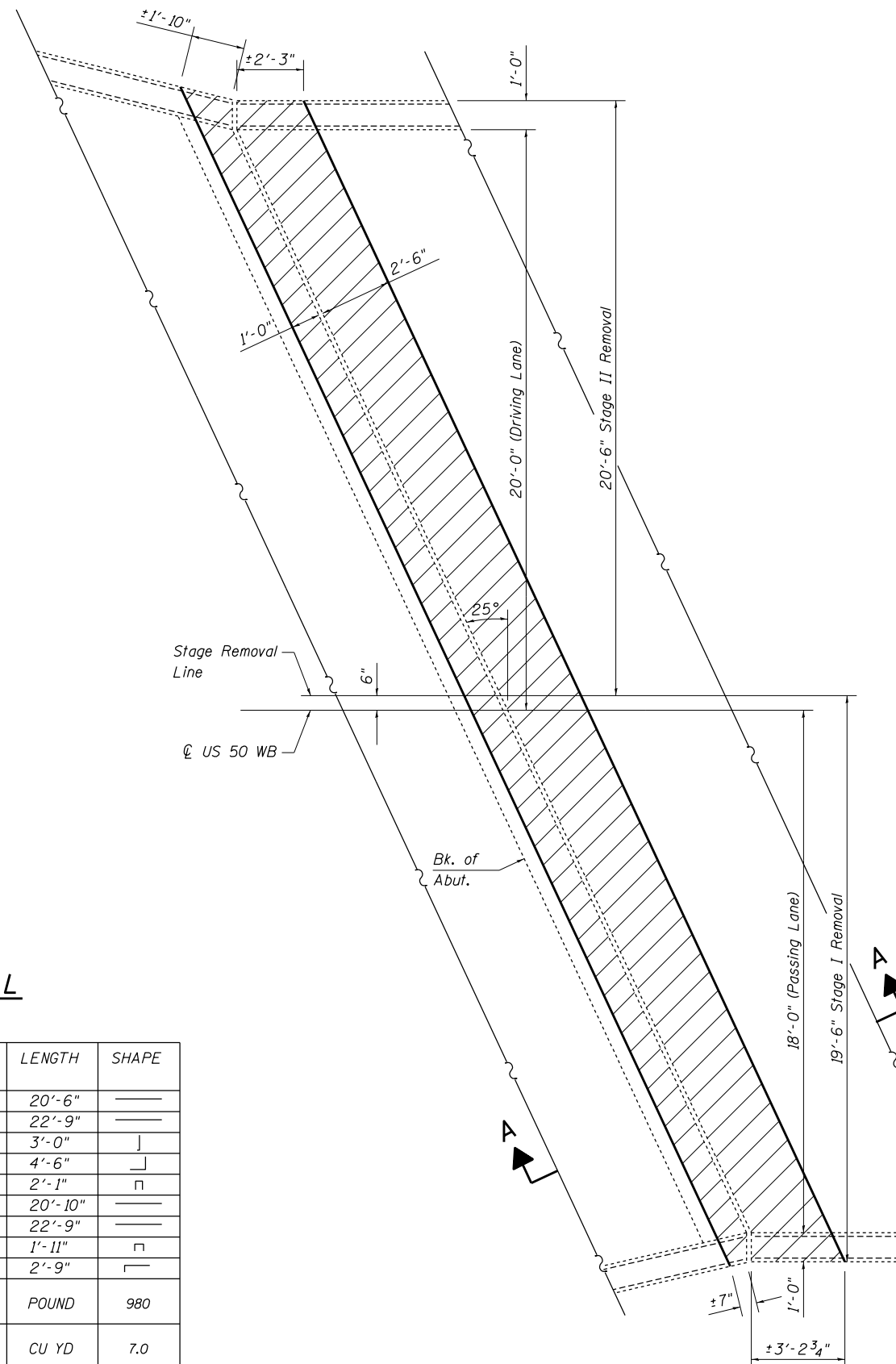
Hatching indicates removal.

Note: Trim existing reinforcement to accommodate the new joint opening. (Typ.)

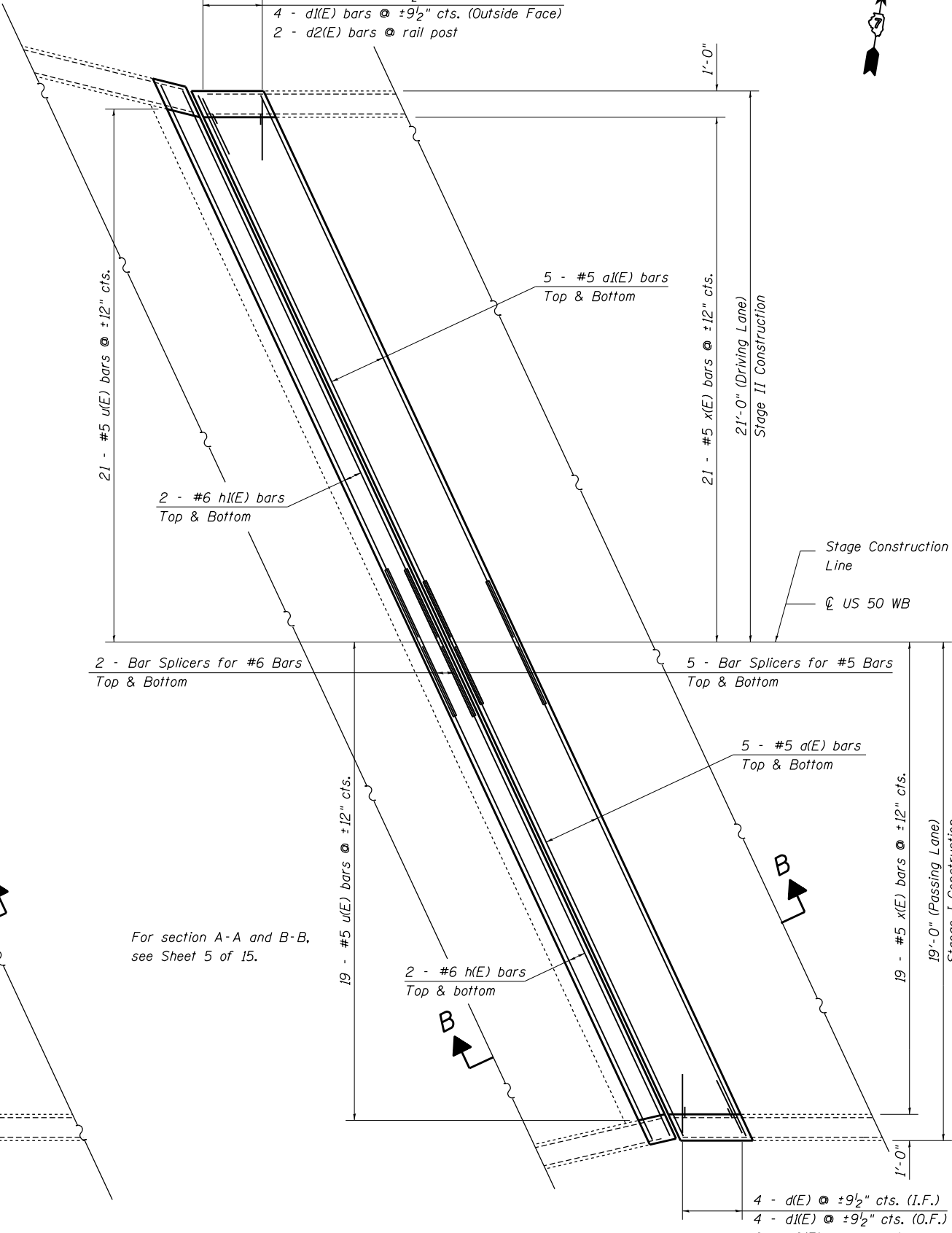


BILL OF MATERIAL
PER ABUTMENT

BAR	NUMBER OF BARS		TOTAL	SIZE	LENGTH	SHAPE
	STAGE I	STAGE II				
a (E)	10		10	#5	20'-6"	—
a1(E)		10	10	#5	22'-9"	—
d (E)	4	4	8	#5	3'-0"	J
d1(E)	4	4	8	#5	4'-6"	J
d2(E)	2	2	4	#4	2'-1"	□
h (E)	4		4	#6	20'-10"	—
h1(E)		4	4	#6	22'-9"	—
u (E)	19	21	40	#5	1'-11"	□
x (E)	19	21	40	#5	2'-9"	□
REINFORCEMENT BARS (EPOXY COATED)					POUND	980
CONCRETE REMOVAL					CU YD	7.0
CONCRETE SUPERSTRUCTURE					CU YD	7.0



EXISTING PARTIAL PLAN
(West Abutment shown; East Abutment similar)



PROPOSED PARTIAL PLAN
(West Abutment shown; East Abutment similar)

FILE NAME =	USER NAME = steffenk	DESIGNED - KLB	REVISED -
ci:\pw\work\p\dtd\stefenk\d0312827\074600-sht-brdetails-013000203.dgn		DRAWN - KLB	REVISED -
Default	PLOT SCALE = 40.0000' / in.	CHECKED - MEA	REVISED -
	PLOT DATE = 3/29/2013	DATE - 8/23/12	REVISED -

STATE OF ILLINOIS
DEPARTMENT OF TRANSPORTATION

EXPANSION JOINT REPLACEMENT DETAILS
SN. 013-0003 (WB)
SCALE: N/A SHEET 4 OF 15 SHEETS STA. TO STA.

F.A.P. RTE.	SECTION	COUNTY	TOTAL SHEETS	SHEET NO.
327	.	CLAY	49	38
CONTRACT NO. 74600			ILLINOIS FED. AID PROJECT	