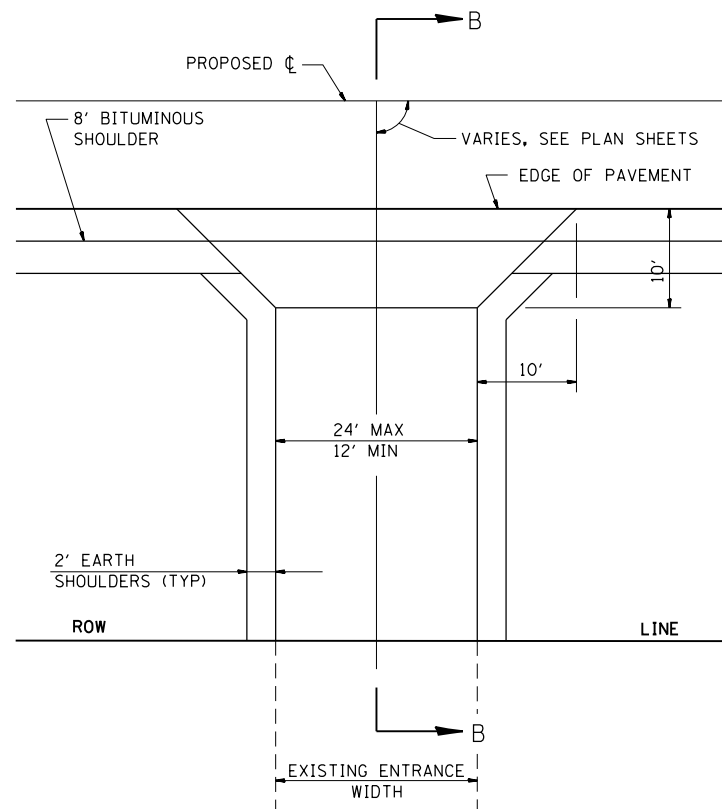
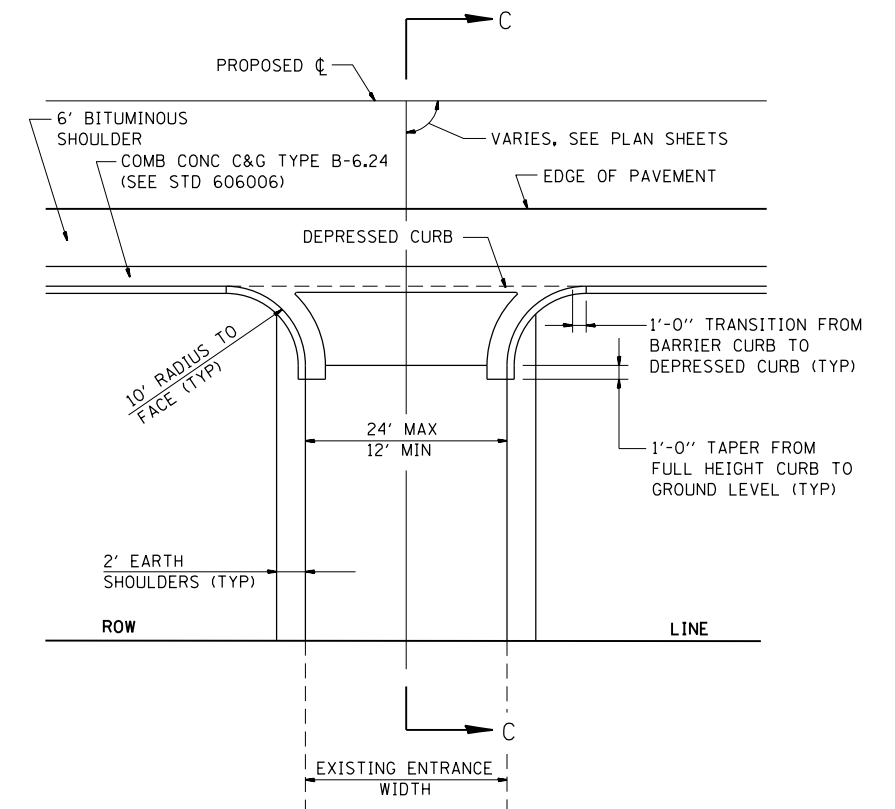


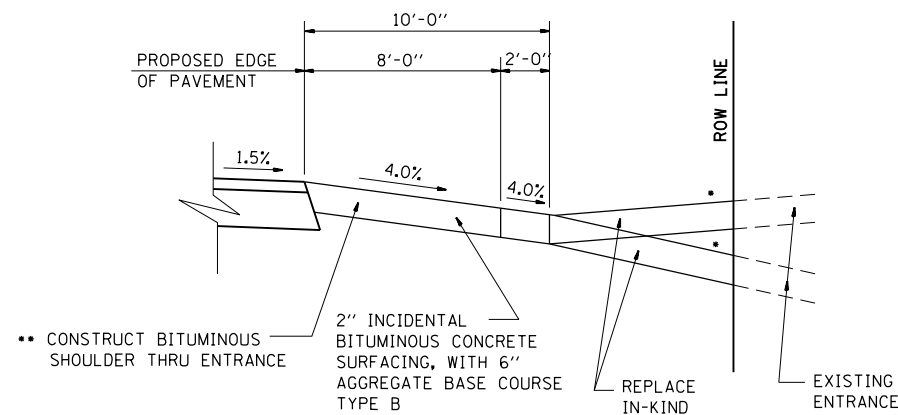
PE DETAIL A
PRIVATE ENTRANCE ADJACENT
TO BITUMINOUS SHOULDER



PE DETAIL B
PRIVATE ENTRANCE ADJACENT
TO COMBINATION BITUMINOUS
AND AGGREGATE SHOULDERS

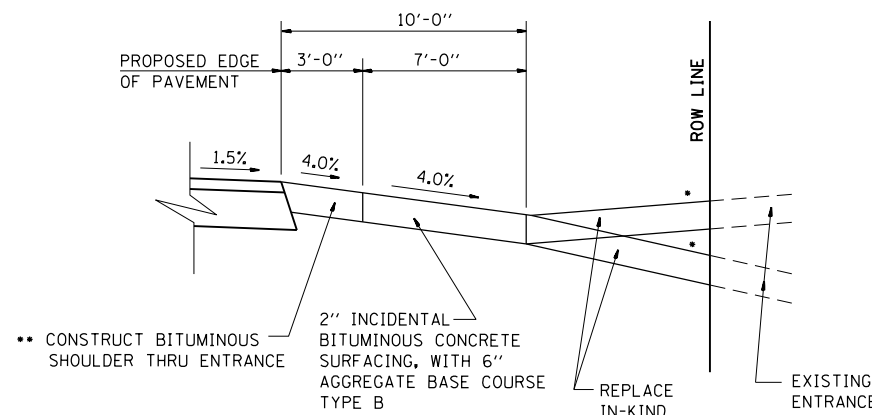


PE DETAIL C
PRIVATE ENTRANCE WITH COMBINATION
CONCRETE CURB & GUTTER TYPE B-6.24
ADJACENT TO BITUMINOUS SHOULDER



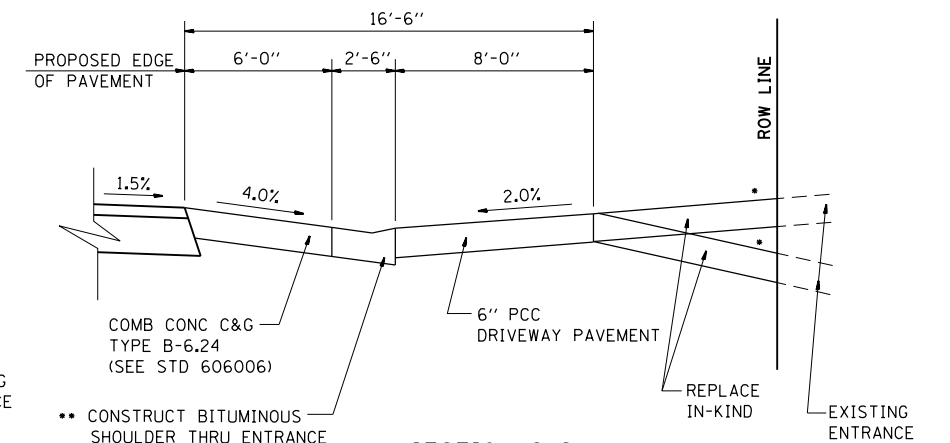
SECTION A-A

- SEE CROSS SECTIONS FOR SLOPE
- OMIT AT CONCRETE ENTRANCES
- SEE PLANS FOR EXISTING SURFACE TYPE



SECTION B-B

- SEE CROSS SECTIONS FOR SLOPE
- OMIT AT CONCRETE ENTRANCES
- SEE PLANS FOR EXISTING SURFACE TYPE



SECTION C-C

- SEE CROSS SECTIONS FOR SLOPE
- OMIT AT CONCRETE ENTRANCES
- SEE PLANS FOR EXISTING SURFACE TYPE

TYPE OF ENTRANCE	EXISTING MATERIAL	NEW ENTRANCE MATERIAL (BEYOND RADIUS RETURNS OR TAPERS)				
		PCC DRIVEWAY PAVEMENT (6")	PCC DRIVEWAY PAVEMENT (8")	INCIDENTAL BITUMINOUS CONC SURFACING, (2")	AGGREGATE BASE COURSE TYPE B (6")	AGGREGATE SURFACE COURSE TYPE B (6")
PRIVATE	CONCRETE	X				
	BITUMINOUS AGGREGATE			X	X	
COMMERCIAL	CONCRETE		X			X
	BITUMINOUS AGGREGATE		X			

LAST SAVED = 1/25/2013 3:34:55 PM
 PEN TABLE = V:\a\141
 PLOT DRIVER = pdfplotlayers.pltcf9

FILE NAME =	USER NAME = beriechmann	DESIGNED -	REVISED -
I:\1001100\Phase II - 76817\Cad\T\Plans\299_0876817-sht-details.dgn		DRAWN -	REVISED -
	PLOT SCALE = 100.0000' / 1"	CHECKED -	REVISED -
	PLOT DATE = 1/25/2013 3:34:55 PM	DATE -	REVISED -

**STATE OF ILLINOIS
DEPARTMENT OF TRANSPORTATION**

**HORNER &
SHIRIN, INC.
ENGINEERS**

**MISCELLANEOUS DETAILS
ENTRANCE DETAILS**

SCALE: NONE SHEET NO. 5 OF 22 SHEETS STA. TO STA.

F.A.P. RTE.	SECTION	COUNTY	TOTAL SHEETS	SHEET NO.
312	68-WRS-1	MONROE	760	469
CONTRACT NO. 76817				
ILLINOIS FED. AID PROJECT				