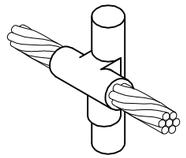

CABLE TO GROUND ROD

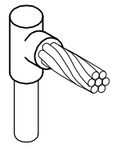

CABLE TO GROUND ROD

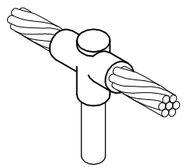

CABLE TO GROUND ROD

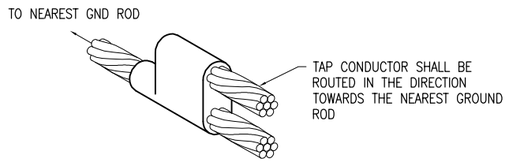

CABLE TO CABLE
HORIZONTAL PARALLEL TAP

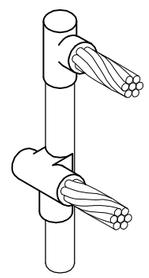

CABLES TO GROUND ROD

DETAIL NOTES

1. ALL BELOW GRADE CONNECTIONS TO GROUND RODS & GROUND RING CONDUCTORS SHALL BE EXOTHERMIC WELD TYPE CONNECTIONS. EXOTHERMIC WELDS SHALL BE CADWELD AS MANUFACTURED BY ERICO PRODUCTS, SOLON, OHIO, ULTRAWELD AS MANUFACTURED BY HARGER LIGHTNING PROTECTION & GROUNDING EQUIPMENT, GRAYSLAKE, IL, THERMOWELD AS MANUFACTURED BY CONTINENTAL INDUSTRIES, TULSA, OKLAHOMA, OR APPROVED EQUAL VERIFY PROPER SIZES, MOLDS, TYPES, AND REQUIREMENTS FOR THE RESPECTIVE APPLICATION WITH THE MANUFACTURER, AND INSTALL PER THEIR DIRECTIONS.

2. FOR APPLICATIONS TO GALVANIZED STEEL OR PAINTED STEEL, REMOVE GALVANIZING AND/OR PAINT & CLEAN THE SURFACE TO EXPOSE BARE STEEL BEFORE MAKING EXOTHERMIC WELD CONNECTION.

3. INDIVIDUAL GROUNDING ELECTRODE CONDUCTORS SHALL NOT BE INSTALLED IN METAL CONDUIT. INSTALL GROUNDING ELECTRODE CONDUCTORS IN SCHED 40 PVC CONDUIT AS REQUIRED IN FOUNDATIONS, FOR PROTECTION, WHERE ENTERING ENCLOSURES, ETC. WHERE PLASTIC CONDUIT IS USED FOR INDIVIDUAL GROUND WIRES, DO NOT COMPLETELY ENCIRCLE THE CONDUIT WITH FERROUS AND/OR MAGNETIC MATERIALS. WHERE METAL CLAMPS ARE INSTALLED USE NYLON BOLTS, NUTS, WASHERS, & SPACERS TO INTERRUPT A COMPLETE METALLIC PATH FROM ENCIRCLING THE CONDUIT.

EXOTHERMIC WELD DETAILS

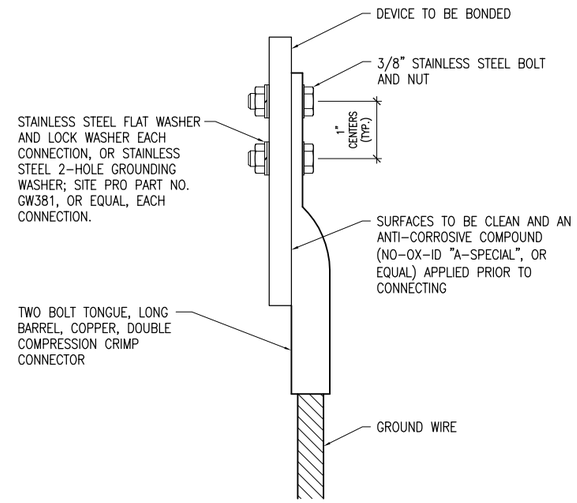

2 HOLE LONG BARREL COMPRESSION LUG TABLE			
WIRE SIZE	BURNDY CAT. NO.	THOMAS & BETTS CAT. NO.	PENN-UNION CAT. NO.
#8 AWG STRANDED	YA8C-2TC38	256-30695-1157	BBLU-8D-2TC38
#6 AWG SOLID	YA8C-2TC38 OR YGA6C-2TC38E2G1		
#6 AWG STRANDED	YA6C-2TC38	256-30695-1158	BBLU-6D-2TC38
#4 AWG STRANDED	YA4C-2TC38	256-30695-1159	BBLU-4D-2TC38
#2 AWG STRANDED	YA2C-2TC38	256-30695-1160	BBLU-2D-2TC38
#2 AWG SOLID	YA3C-2TC38	256-30695-1160	BBLU-3D-2TC38
#1/0 AWG STRANDED	YA25-2TC38	256-30695-1162	BBLU-1/0D-2TC38
#2/0 AWG STRANDED	YA26-2TC38	256-30695-1116	BBLU-2/0D-2TC38
#3/0 AWG STRANDED	YA27-2TC38	54816BE	BBLU-3/0D-2TC38
#4/0 AWG STRANDED	YA28-2TC38	256-30695-1117	BBLU-4/0D-2TC38

NOTES

1. ALL CONNECTIONS TO GROUND BUS BAR SHALL BE WITH 2 HOLE TONGUE LONG BARREL COMPRESSION LUGS BOLTED TO THE BUS BAR.

2. GROUND WIRE CONNECTIONS TO EQUIPMENT SHALL BE WITH 2 HOLE TONGUE LONG BARREL COMPRESSION LUGS BOLTED TO THE DEVICE OR WITH THE RESPECTIVE EQUIPT MANUFACTURER'S LUG OR TERMINAL WHERE APPLICABLE.

3. GROUNDING ELECTRODE CONDUCTORS, BONDING JUMPERS, & INDIVIDUAL GROUND WIRES SHALL NOT BE INSTALLED IN METAL CONDUIT. WHERE PLASTIC CONDUIT IS USED FOR INDIVIDUAL GROUND WIRES, DO NOT COMPLETELY ENCIRCLE THE CONDUIT WITH FERROUS AND/OR MAGNETIC MATERIALS. WHERE METAL CLAMPS ARE INSTALLED USE NYLON BOLTS, NUTS, WASHERS, & SPACERS TO INTERRUPT A COMPLETE METALLIC APTH FROM ENCIRCLING THE CONDUIT.

4. ALL CONNECTIONS SHALL BE COATED WITH A CORROSION PREVENTATIVE COMPOUND (SANCHEM INC. NO-OX-ID "A-SPECIAL", BURNDY PENETROX E, OR EQUAL) BEFORE JOINING. ALL COPPER BUS BARS SHALL BE CLEANED PRIOR TO MAKING CONNECTIONS TO REMOVE SURFACE OXIDATION. CLEAN SURFACES, OF RESPECTIVE DEVICES TO BE BONDED, TO BARE METAL, PER NEC 250-12.

GROUNDING LUG CONNECTION DETAIL

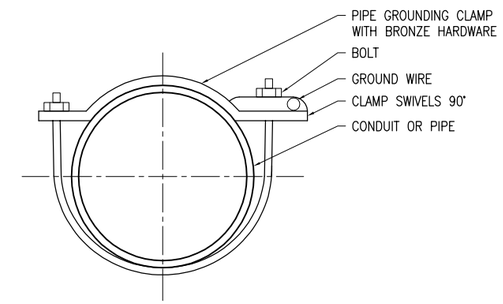

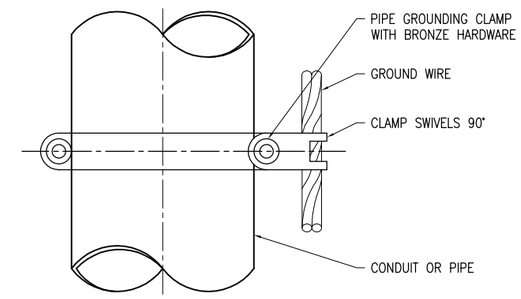

PIPE GROUNDING CLAMP TABLE	
BURNDY CAT. NO.	PIPE SIZE
GAR3902-BU	1/2" - 1"
GAR3903-BU	1 1/4" - 2"
GAR3904-BU	2 1/2" - 3 1/2"
GAR3905-BU	4" - 5"
GAR3906-BU	6"

NOTES

1. PIPE GROUNDING CLAMPS SHALL HAVE BRONZE HARDWARE, BE CORROSION RESISTANT, SUITABLE FOR DIRECT BURIAL IN EARTH OR CONCRETE, & UL467 LISTED.

PIPE/CONDUIT GROUNDING CLAMP DETAIL

REVISION	DATE

LITCHFIELD MUNICIPAL AIRPORT
LITCHFIELD, ILLINOIS

IL PROJ.: 3LF-4194 BLOCK GRANT PROJ.: 3-17-0063-B19

Hanson Proj. No. 12A0062D
Filename E-507-DETL.DWG
Scale NOT TO SCALE
Date 01/11/13

LAYOUT	KNL	12/31/12
DRAWN	BAK	01/03/13
REVIEWED	CAH/KNL	01/10/13

HANSON
©Copyright Hanson Professional Services Inc. 2013
Hanson Professional Services Inc.
1525 South Sixth Street
Springfield, Illinois 62703-2886
Ph: (217) 788-2450 Fax: (217) 788-2503
www.hanson-inc.com
Offices Nationwide

REALIGN TAXIWAY "A"

GROUNDING DETAILS

FEB 06, 2013 8:17 AM HAGL000382
pw:\\sgi-svr306.hanson.dom:Hanson Projects\Documents\12Jobs\12A0062\12A0062D\CAD\$Airport$\Sheets\E-507$BS$BEBURDER