

SIGNAGE SCHEDULE

SIGN #	SIDE	NEW SIGN LEGEND	WHITE WITH BLACK OUTLINE ON RED BACKGROUND	BLACK LEGEND ON YELLOW BACKGROUND	YELLOW LEGEND ON BLACK BACKGROUND	NUMBER OF CHARACTERS	NEW POWER CIRCUIT	NOTES
1	W E	A5 A5 36	36	-	A5 A5	4	RUNWAY 36	AR125444
2	W E	A4 A4 36-18	36-18	-	A4 A4	7	RUNWAY 36	AR125447
3	W E	A3 A3 36-18	36-18	-	A3 A3	7	RUNWAY 36	AR125447
4	W E	A2 A2 36-18	36-18	-	A2 A2	7	RUNWAY 36	AR125447
5	W E	A1 A1 18	18	-	A1 A1	4	RUNWAY 36	AR125444
6	W E	A3 A3 18-36	18-36	-	A3 A3	7	RUNWAY 36	SEE NOTE 4

NOTES

- SIGN SCHEDULE IS SUBJECT TO FAA APPROVAL OF THE SIGNAGE PLAN.
- CHANGES TO NEW LEGENDS MAY OCCUR SUBJECT TO NOTE 1 ABOVE.
- CONTRACTOR SHALL SUBMIT SHOP DRAWINGS WITH NEW LEGENDS FOR APPROVAL PRIOR TO STARTING MANUFACTURE.
- REPLACE EXISTING SIGN FACE WITH NEW FACE PER SIGN SCHEDULE. EXISTING SIGN IS LUMACURVE STYLE SIZE 1. CONTRACTOR SHALL VERIFY LEGEND AND SIZE PRIOR TO MANUFACTURE OF SIGN FACE.

FILE: TAZ-4096-ES101.dwg
 UPDATE BY: Chris Groth
 PLOT DATE: 4/26/2013 2:53 PM

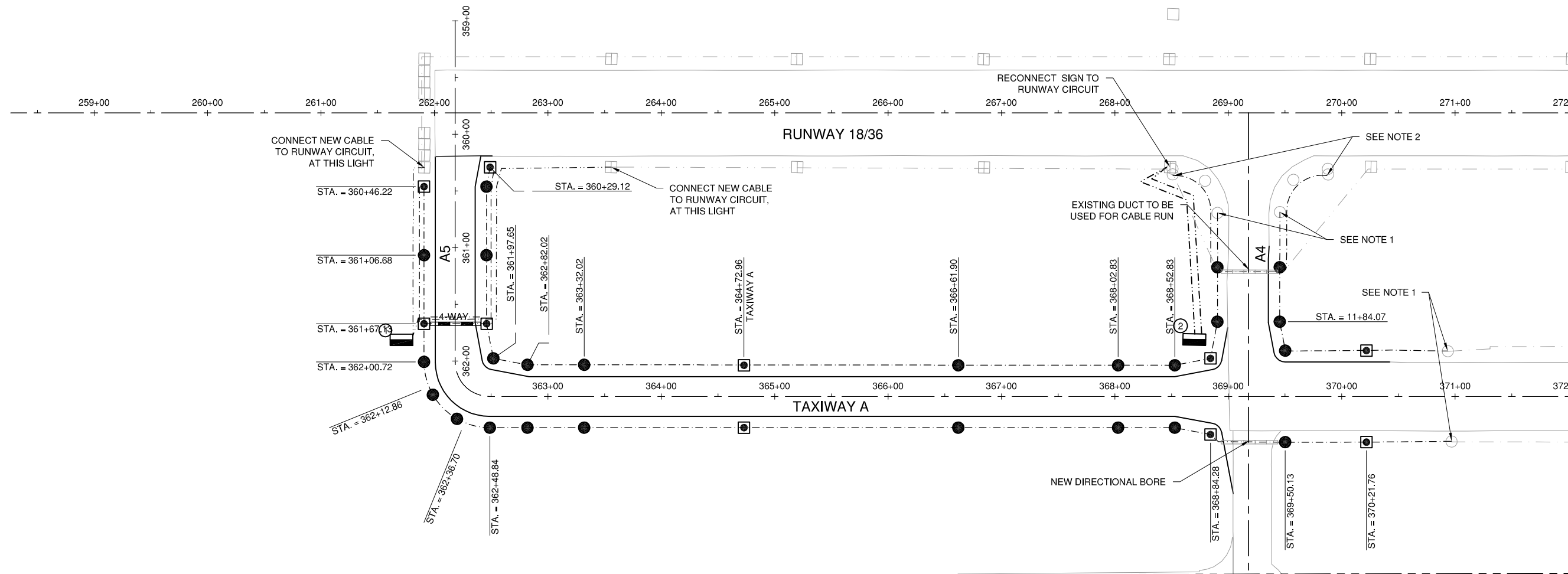
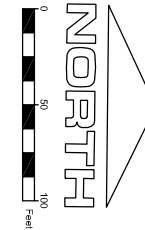
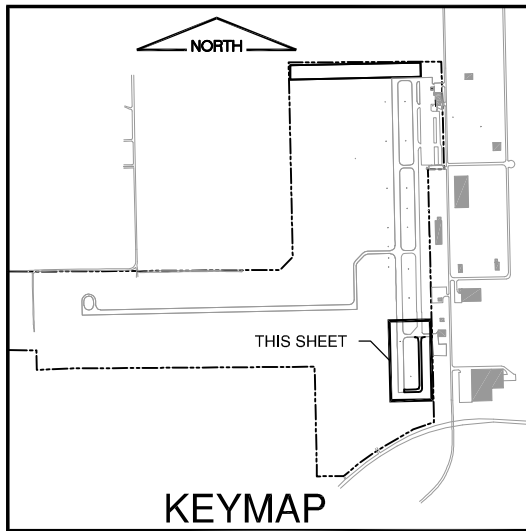
TAZ-C-SPAL
 TAZ-V-AF3D
 TAZ-E-AL
 TAZ-V-ALAE
 KEYMAP

TA005

REVISIONS

NUMBER	BY	DATE

0 1 2
 THIS BAR IS EQUAL TO 2"
 AT FULL SCALE (34X22).



LEGEND

	NEW STAKE MOUNTED TAXIWAY LIGHT		EXISTING TAXIWAY CIRCUIT
	NEW BASE MOUNTED TAXIWAY LIGHT		NEW RUNWAY CIRCUIT
	NEW TAXIWAY GUIDANCE SIGN		EXISTING RUNWAY CIRCUIT
	NEW TAXIWAY CIRCUIT		NEW DUCT BANK
			EXISTING DUCT BANK

LIGHT LAYOUT NOTES

- RECONNECT TO EXISTING TAXIWAY A CIRCUIT AT THIS LIGHT.
- CONNECT CIRCUIT TO THE LIGHT AND RUN NEW CABLE LOOP.

TAYLORVILLE MUNICIPAL AIRPORT
 TAYLORVILLE AIRPORT
 TAYLORVILLE, ILLINOIS

TAXIWAY EXTENSION
 ELECTRICAL LAYOUT AND LIGHTING PLAN 1

© Copyright CMT, Inc.
CMT
 CRAWFORD, MURPHY & TILLY, INC.
 CONSULTING ENGINEERS
 License No. 184-000613

DESIGN BY: CBG
 DRAWN BY: CMT
 CHECKED BY: CET
 APPROVED BY: CET
 DATE: MARCH 13, 2013
 JOB No: 11050-01

IL. PROJ. NO. TAZ-4096
 SBG NO. 3-17-0100-B13

SHEET 11 OF 25 SHEETS