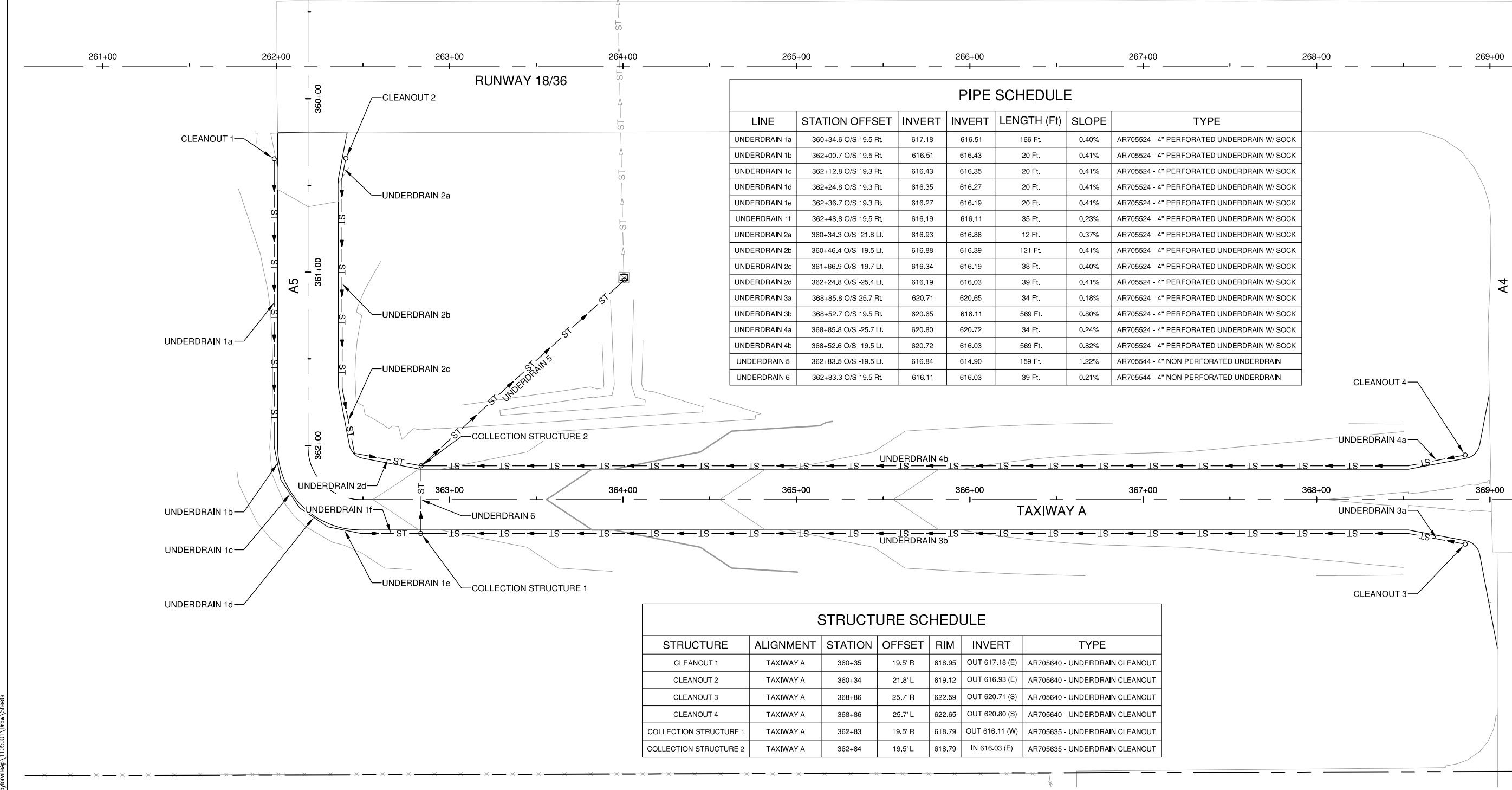
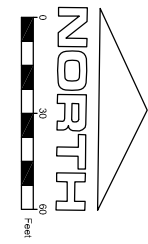
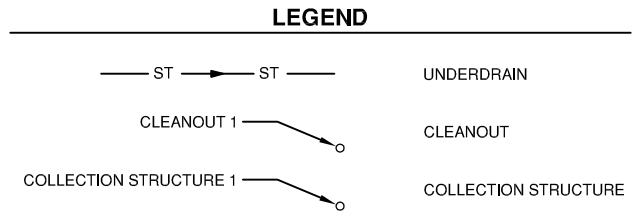
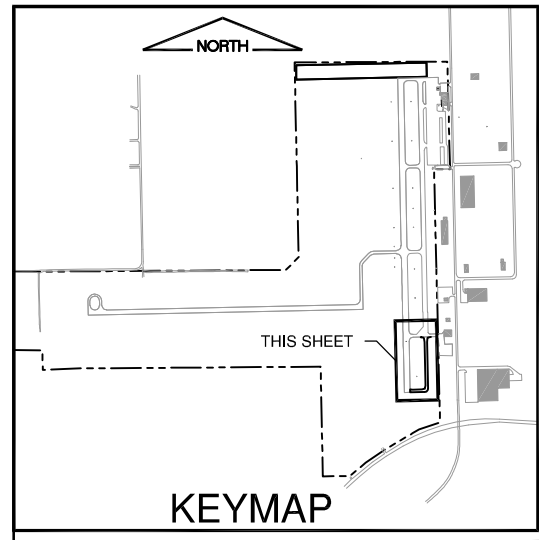
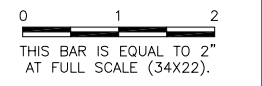


TA005

REVISIONS		
NUMBER	BY	DATE



PIPE SCHEDULE						
LINE	STATION OFFSET	INVERT	INVERT	LENGTH (Ft)	SLOPE	TYPE
UNDERDRAIN 1a	360+34.6 O/S 19.5 Rt.	617.18	616.51	166 Ft.	0.40%	AR705524 - 4" PERFORATED UNDERDRAIN W/ SOCK
UNDERDRAIN 1b	362+00.7 O/S 19.5 Rt.	616.51	616.43	20 Ft.	0.41%	AR705524 - 4" PERFORATED UNDERDRAIN W/ SOCK
UNDERDRAIN 1c	362+12.8 O/S 19.3 Rt.	616.43	616.35	20 Ft.	0.41%	AR705524 - 4" PERFORATED UNDERDRAIN W/ SOCK
UNDERDRAIN 1d	362+24.8 O/S 19.3 Rt.	616.35	616.27	20 Ft.	0.41%	AR705524 - 4" PERFORATED UNDERDRAIN W/ SOCK
UNDERDRAIN 1e	362+36.7 O/S 19.3 Rt.	616.27	616.19	20 Ft.	0.41%	AR705524 - 4" PERFORATED UNDERDRAIN W/ SOCK
UNDERDRAIN 1f	362+48.8 O/S 19.5 Rt.	616.19	616.11	35 Ft.	0.23%	AR705524 - 4" PERFORATED UNDERDRAIN W/ SOCK
UNDERDRAIN 2a	360+34.3 O/S -21.8 Lt.	616.93	616.88	12 Ft.	0.37%	AR705524 - 4" PERFORATED UNDERDRAIN W/ SOCK
UNDERDRAIN 2b	360+46.4 O/S -19.5 Lt.	616.88	616.39	121 Ft.	0.41%	AR705524 - 4" PERFORATED UNDERDRAIN W/ SOCK
UNDERDRAIN 2c	361+66.9 O/S -19.7 Lt.	616.34	616.19	38 Ft.	0.40%	AR705524 - 4" PERFORATED UNDERDRAIN W/ SOCK
UNDERDRAIN 2d	362-24.8 O/S -25.4 Lt.	616.19	616.03	39 Ft.	0.41%	AR705524 - 4" PERFORATED UNDERDRAIN W/ SOCK
UNDERDRAIN 3a	368-85.8 O/S 25.7 Rt.	620.71	620.65	34 Ft.	0.18%	AR705524 - 4" PERFORATED UNDERDRAIN W/ SOCK
UNDERDRAIN 3b	368-52.7 O/S 19.5 Rt.	620.65	616.11	569 Ft.	0.80%	AR705524 - 4" PERFORATED UNDERDRAIN W/ SOCK
UNDERDRAIN 4a	368-85.8 O/S -25.7 Lt.	620.80	620.72	34 Ft.	0.24%	AR705524 - 4" PERFORATED UNDERDRAIN W/ SOCK
UNDERDRAIN 4b	368-52.6 O/S -19.5 Lt.	620.72	616.03	569 Ft.	0.82%	AR705524 - 4" PERFORATED UNDERDRAIN W/ SOCK
UNDERDRAIN 5	362-83.5 O/S -19.5 Lt.	616.84	614.90	159 Ft.	1.22%	AR705544 - 4" NON PERFORATED UNDERDRAIN
UNDERDRAIN 6	362-83.3 O/S 19.5 Rt.	616.11	616.03	39 Ft.	0.21%	AR705544 - 4" NON PERFORATED UNDERDRAIN

STRUCTURE SCHEDULE						
STRUCTURE	ALIGNMENT	STATION	OFFSET	RIM	INVERT	TYPE
CLEANOUT 1	TAXIWAY A	360+35	19.5' R	618.95	OUT 617.18 (E)	AR705640 - UNDERDRAIN CLEANOUT
CLEANOUT 2	TAXIWAY A	360+34	21.8' L	619.12	OUT 616.93 (E)	AR705640 - UNDERDRAIN CLEANOUT
CLEANOUT 3	TAXIWAY A	368-86	25.7' R	622.59	OUT 620.71 (S)	AR705640 - UNDERDRAIN CLEANOUT
CLEANOUT 4	TAXIWAY A	368-86	25.7' L	622.65	OUT 620.80 (S)	AR705640 - UNDERDRAIN CLEANOUT
COLLECTION STRUCTURE 1	TAXIWAY A	362-83	19.5' R	618.79	OUT 616.11 (W)	AR705635 - UNDERDRAIN CLEANOUT
COLLECTION STRUCTURE 2	TAXIWAY A	362-84	19.5' L	618.79	IN 616.03 (E)	AR705635 - UNDERDRAIN CLEANOUT

TAYLORVILLE MUNICIPAL AIRPORT
 TAYLORVILLE AIRPORT
 TAYLORVILLE, ILLINOIS

TAXIWAY EXTENSION
 PROPOSED DRAINAGE PLAN

© Copyright CMT, Inc.
CMT
 CRAWFORD, MURPHY & TILLY, INC.
 CONSULTING ENGINEERS
 License No. 184-000613

DESIGN BY: CBG
 DRAWN BY: CMT
 CHECKED BY: CET
 APPROVED BY: CET
 DATE: MARCH 13, 2013
 JOB No: 11050-01

IL PROJ. NO. TAZ-4096
 SBG NO. 3-17-0100-B13

K:\projects\1105001\Draw Sheets