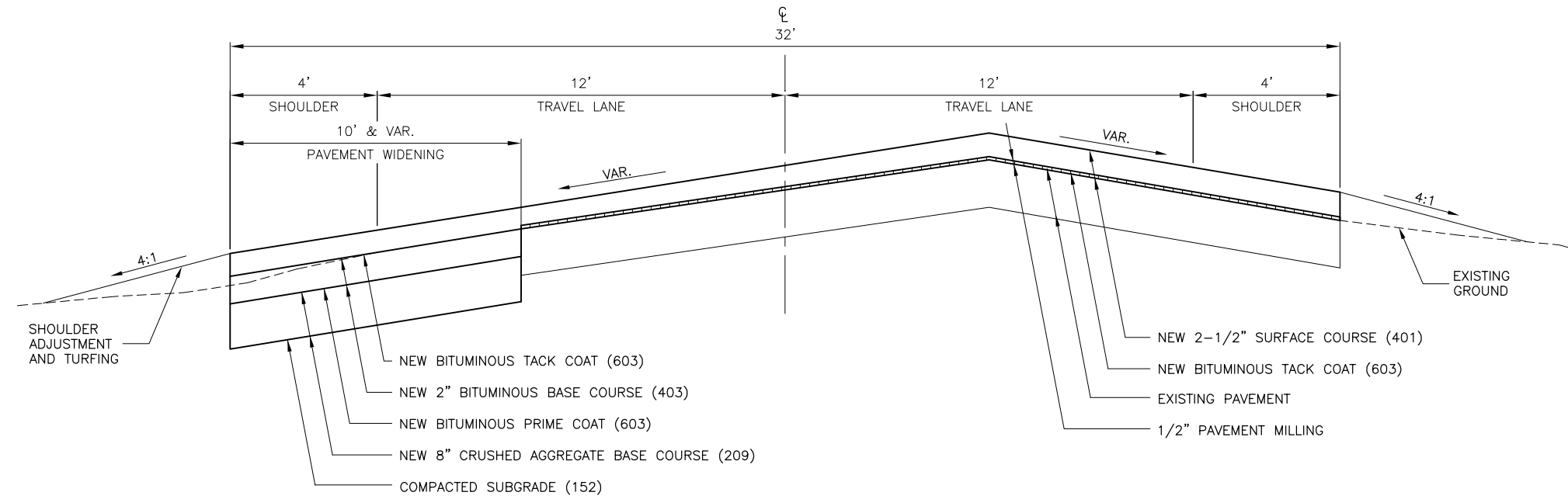


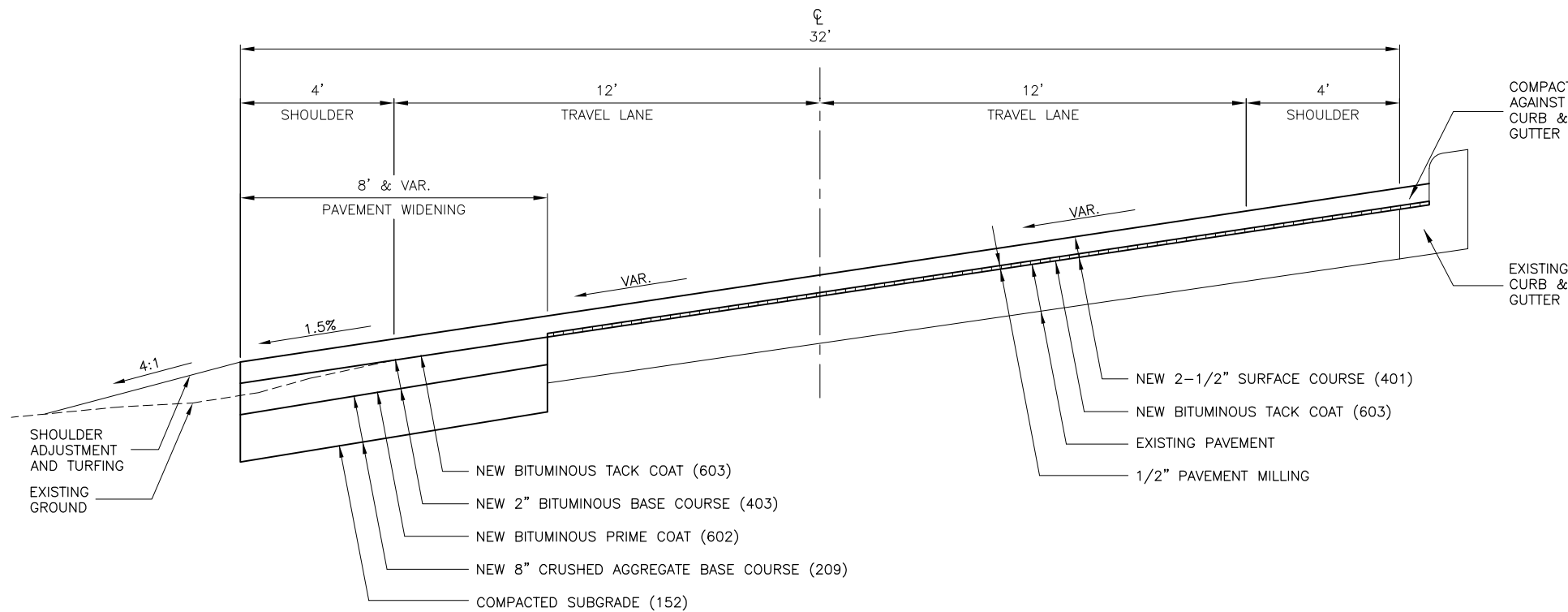
UN052

REVISIONS		
NUMBER	BY	DATE

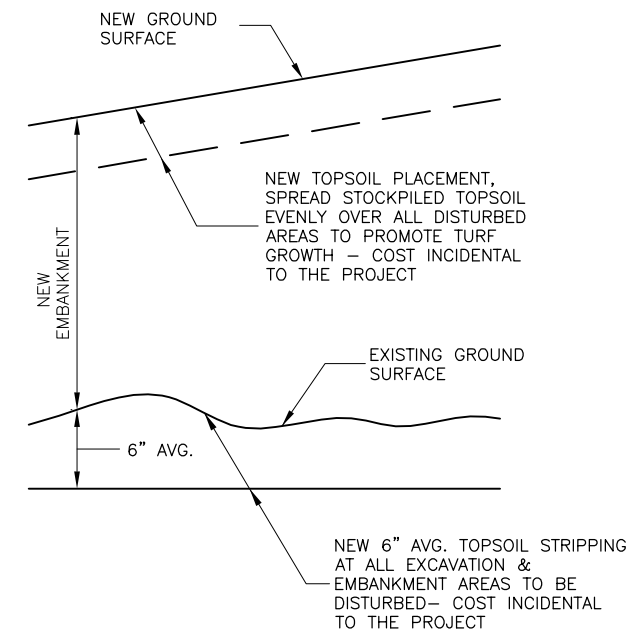
0 1 2
 THIS BAR IS EQUAL TO 2"
 AT FULL SCALE (34X22).



TYPICAL SECTION A-A
 ENTRANCE ROAD WIDENING AND OVERLAY CROWN SECTION
 12' DRIVING LANE W/ 4' PAVED SHOULDER
 N.T.S.



TYPICAL SECTION B-B
 ENTRANCE ROAD WIDENING AND OVERLAY STRAIGHT
 GRADE W/ HIGHSIDE EXISTING CURB & GUTTER
 12' DRIVING LANE W/ 4' PAVED SHOULDER
 N.T.S.



TOPSOIL STRIPPING DETAIL
 N.T.S.

UNIVERSITY OF ILLINOIS
 WILLARD AIRPORT
 SAVOY, ILLINOIS

RELOCATE ENTRANCE ROADWAY &
 REHABILITATE OLD TERMINAL PARKING LOT
TYPICAL SECTIONS 1

© Copyright CMT, Inc.
CMT
 CRAWFORD, MURPHY & TILLY, INC.
 CONSULTING ENGINEERS
 License No. 184-000613

DESIGN BY:	CBG
DRAWN BY:	CMT
CHECKED BY:	KLB
APPROVED BY:	CET
DATE:	4/19/2013
JOB No:	11059-05-00

IL PROJ. NO. CMI-4269