

105

06-14-2019 LETTING ITEM 105

STATE OF ILLINOIS
DEPARTMENT OF TRANSPORTATION

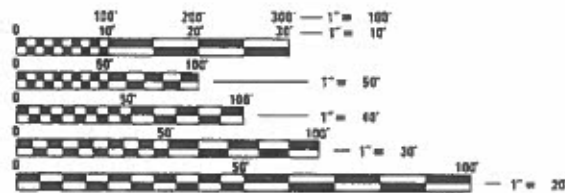
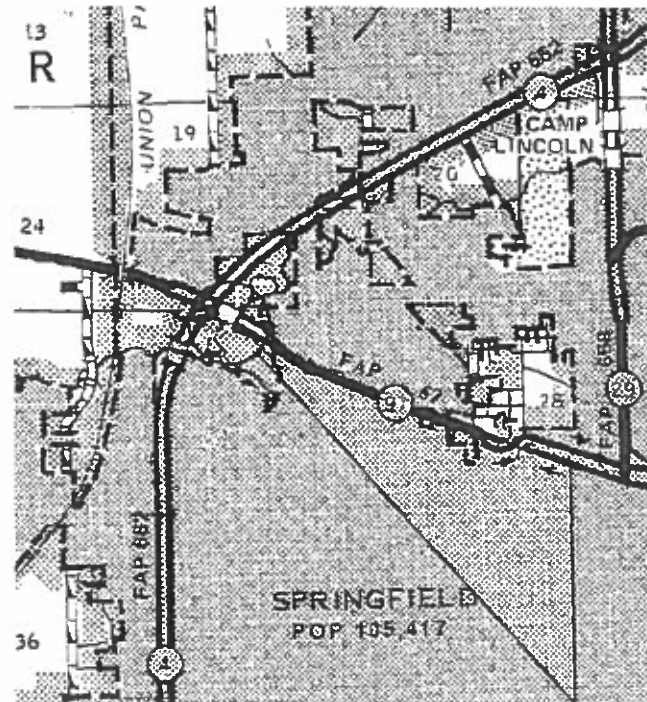
F.A.P. RTE.	SECTION	COUNTY	TOTAL SHEETS	SHEET NO.
67	(S) BDR	SANGAMON	12	1
ILLINOIS CONTRACT NO. 72L14				

FOR INDEX OF SHEETS, SEE SHEET NO. 2

PROPOSED CONTRACT MAINTENANCE

FAP ROUTE 67 (IL 97)
SECTION (S) BDR
BRIDGE DECK PATCHING
SANGAMON COUNTY

C-96-050-19



FULL SIZE PLANS HAVE BEEN PREPARED USING STANDARD ENGINEERING SCALES. REDUCED SIZED PLANS WILL NOT CONFORM TO STANDARD SCALES. IN MAKING MEASUREMENTS ON REDUCED PLANS, THE ABOVE SCALES MAY BE USED.

J.U.L.I.E.
JOINT UTILITY LOCATION INFORMATION FOR EXCAVATORS
1-800-892-0123
OR 811

BRIDGE MAINTENANCE ENGINEER: BRANDON DUDLEY (217) 785-9290
DESIGNER: HECTOR E. RIVERA RAMOS (217) 524-010

CONTRACT NO. 72L14

GROSS LENGTH = 2183 FT. = 0.41 MILE
NET LENGTH = 2183 FT. = 0.41 MILE

PROJECT LOCATION:
SN 084-0180
IL 97/JEFFERSON ST.
0.08 MI E IL4/VET. PKWY.
LAT. 39.815471250
LONG. -89.700070605

STATE OF ILLINOIS
DEPARTMENT OF TRANSPORTATION

SUBMITTED 22 March 2019
[Signature]
REGIONAL ENGINEER

May 10 2019
[Signature]
ENGINEER OF DESIGN AND ENVIRONMENT

May 10 2019
[Signature]
DIRECTOR OF HIGHWAYS PROJECT IMPLEMENTATION

PRINTED BY THE AUTHORITY
OF THE STATE OF ILLINOIS

0-02174-6001

SN 084-0180

100% STATE

URBAN

BRIDGE

0047

SANGAMON

CODE NO.	ITEM	UNIT	TOTAL QUANTITY	
67100100	MOBILIZATION	L SUM	1	1
70100310	TRAFFIC CONTROL AND PROTECTION, STANDARD 701421	L SUM	1	1
70100325	TRAFFIC CONTROL AND PROTECTION, STANDARD 701423	EACH	2	2
70107025	CHANGEABLE MESSAGE SIGN	CAL DA	240	240
70400100	TEMPORARY CONCRETE BARRIER	FOOT	837.5	837.5
70400200	RELOCATE TEMPORARY CONCRETE BARRIER	FOOT	760	760
70600260	IMPACT ATTENUATORS, TEMPORARY (FULLY REDIRECTIVE, NARROW), TEST LEVEL 3	EACH	2	2
70600332	IMPACT ATTENUATORS, RELOCATE (FULLY REDIRECTIVE, NARROW), TEST LEVEL 3	EACH	2	2
X7200201	WIDTH RESTRICTION SIGNING	L SUM	1	1
Z0016001	DECK SLAB REPAIR (FULL DEPTH, TYPE I)	SQ YD	2	2
Z0016002	DECK SLAB REPAIR (FULL DEPTH, TYPE II)	SQ YD	5	5
Z0016200	DECK SLAB REPAIR (PARTIAL)	SQ YD	77	77
Z0032500	JOINT SEALING (PATCHES)	FOOT	1000	1000

MODEL: D:\p1\11
 FILE NAME: S:\p1\11\Bridges\Bridges\plans_CDD172114 - 0840180_deck_patching\0672XK-BRIDGE DECK PATCHING.dgn

USER NAME = nosakherenk	DESIGNED - _____	REVISED - _____
	DRAWN - _____	REVISED - _____
PLOT SCALE = 100.0000' / in.	CHECKED - _____	REVISED - _____
PLOT DATE = 3/19/2019	DATE - _____	REVISED - _____

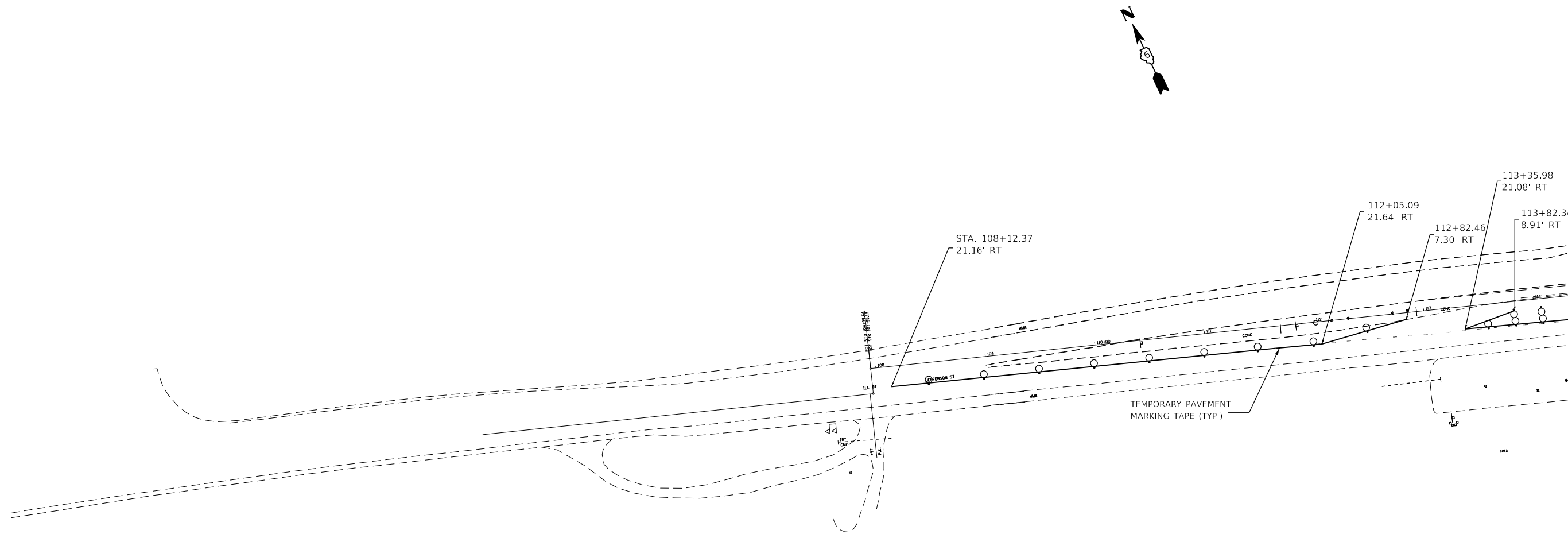
**STATE OF ILLINOIS
DEPARTMENT OF TRANSPORTATION**

SUMMARY OF QUANTITIES

SCALE: _____ SHEET ____ OF ____ SHEETS STA. _____ TO STA. _____

F.A.P. RTE.	SECTION	COUNTY	TOTAL SHEETS	SHEET NO.
67	(S) BDR	SANGAMON	12	3
			CONTRACT NO. 72L14	
		ILLINOIS	FED. AID PROJECT	

MODEL: D:\p1\h\1
 FILE NAME: G:\OPERATIONS\Bids\Bids\Bids\Bids\CAD\72L14 - 0840180_deck_patch\h\1\DE72XX.BRIDGE_DECK_PATCHING.dwg



SYMBOLS

● Drum with steady burn bi-directional light

1. TRAFFIC CONTROL STANDARD 701423 SHALL BE UTILIZED WHERE APPLICABLE.
2. ALL ADVANCED WARNING SIGNS FROM STANDARD 701423 SHALL APPLY TO THIS DETAIL.
3. ALL TRAFFIC CONTROL DEVICES, TEMPORARY MARKINGS AND TEMPORARY MARKING REMOVAL SHALL BE INCLUDED IN THE BID PRICE FOR TRAFFIC CONTROL & PROTECTION, STANDARD 701423.

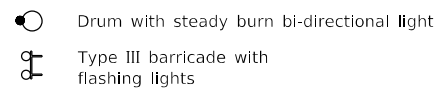
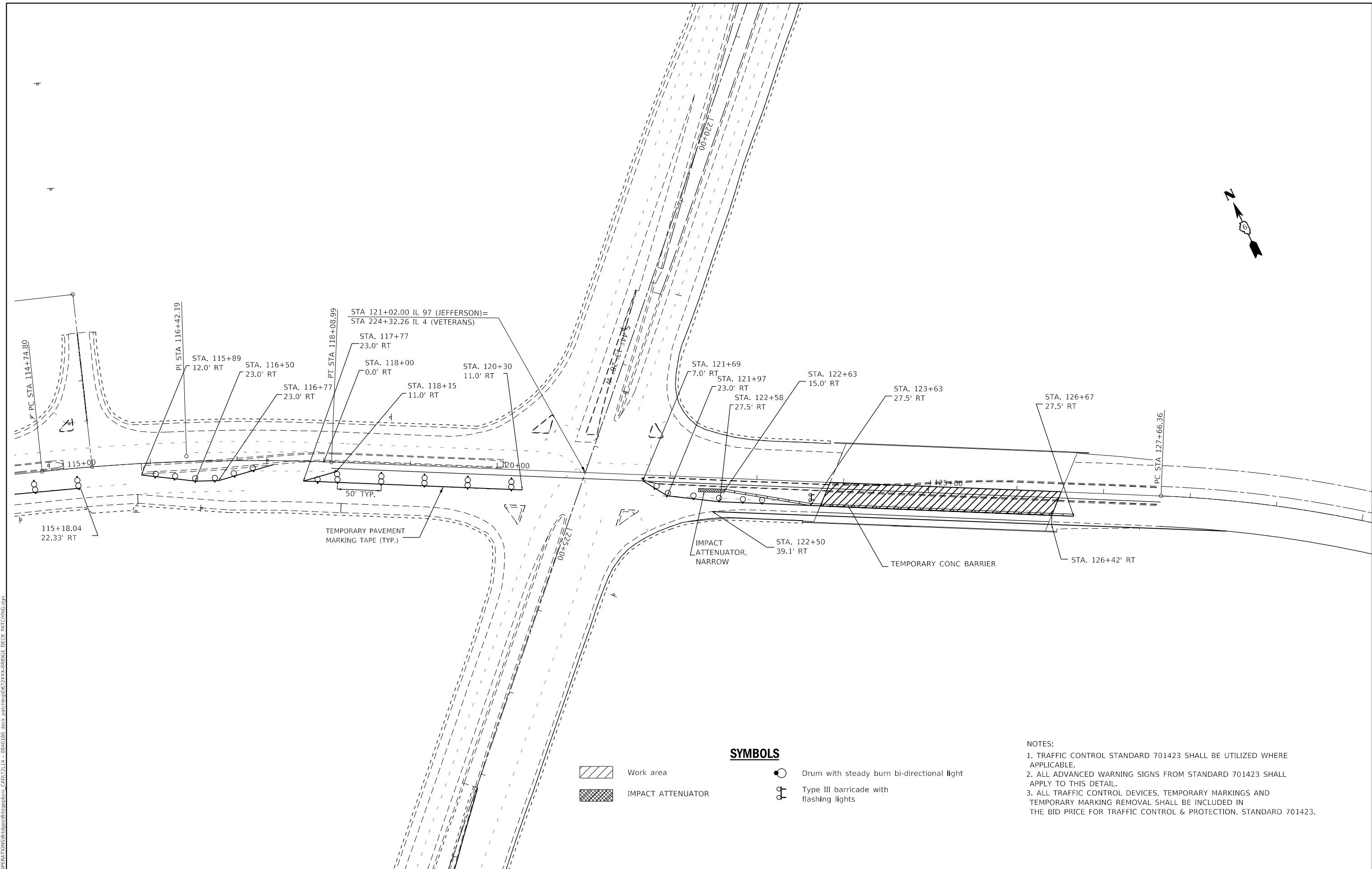
USER NAME = nosakherenk	DESIGNED - _____	REVISED - _____
	DRAWN - _____	REVISED - _____
PLOT SCALE = 100.0000' / in.	CHECKED - _____	REVISED - _____
PLOT DATE = 3/22/2019	DATE - _____	REVISED - _____

**STATE OF ILLINOIS
 DEPARTMENT OF TRANSPORTATION**

STAGE I TRAFFIC CONTROL

SCALE: _____ SHEET ____ OF ____ SHEETS STA. _____ TO STA. _____

F.A.P. RTE.	SECTION	COUNTY	TOTAL SHEETS	SHEET NO.
67	(S) BDR	SANGAMON	12	4
CONTRACT NO. 72L14				
ILLINOIS FED. AID PROJECT				



MODEL: D:\p1\11\OPERATIONS\Bids\Bids\Bids\Bids\CADD\72114 - 08\40180_deck_patch\110672XXX\BRIDGE DECK PATCHING.dwg
 FILE NAME: C:\OPERATIONS\Bids\Bids\Bids\Bids\CADD\72114 - 08\40180_deck_patch\110672XXX\BRIDGE DECK PATCHING.dwg

USER NAME = nosakherenk	DESIGNED - _____	REVISED - _____
	DRAWN - _____	REVISED - _____
PLOT SCALE = 100.0000' / in.	CHECKED - _____	REVISED - _____
PLOT DATE = 3/22/2019	DATE - _____	REVISED - _____

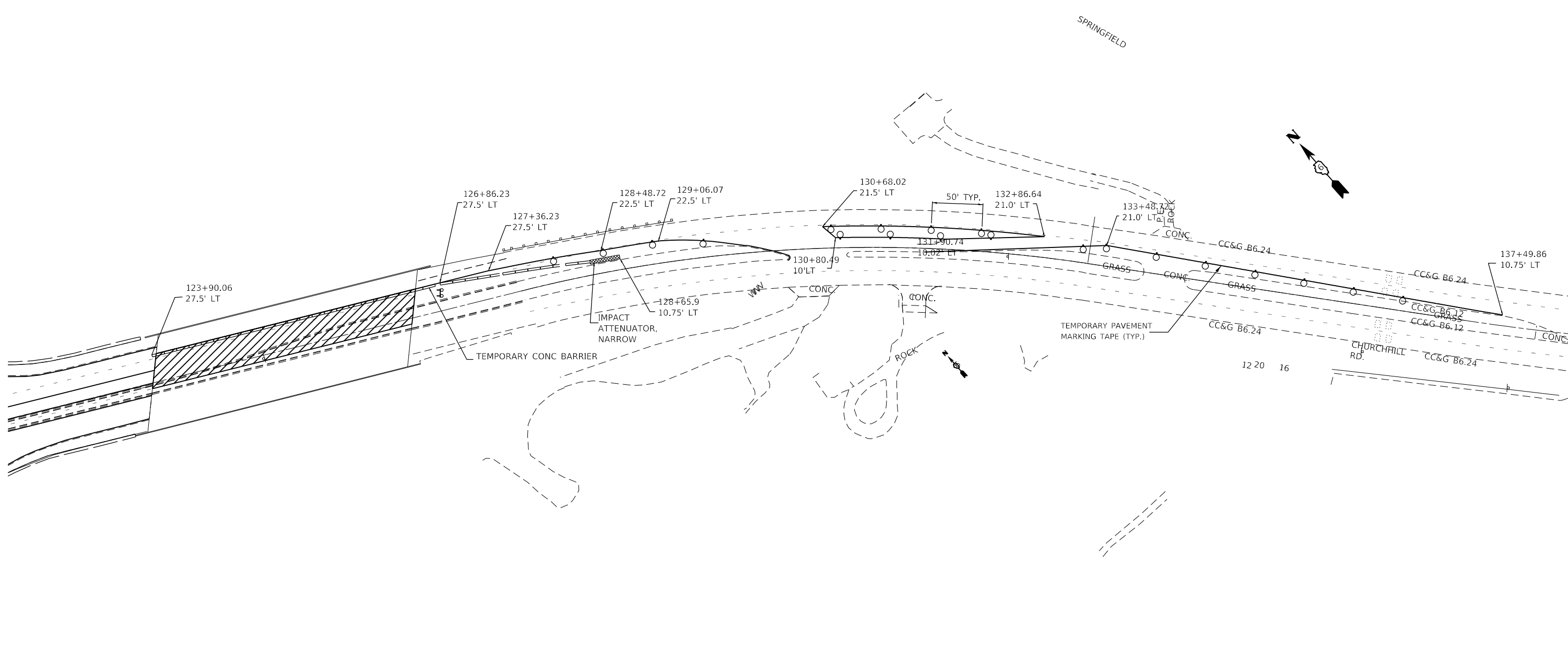
**STATE OF ILLINOIS
DEPARTMENT OF TRANSPORTATION**

STAGE I TRAFFIC CONTROL

SCALE: _____ SHEET ____ OF ____ SHEETS STA. _____ TO STA. _____

F.A.P. RTE.	SECTION	COUNTY	TOTAL SHEETS	SHEET NO.
67	(S) BDR	SANGAMON	12	5
CONTRACT NO. 72L14				
ILLINOIS FED. AID PROJECT				

MODEL: D:\p1\11\OPERATIONS\Bridges\Bridges\Bridges\CAD\72114 - 0840180_deck_patching\0672XXX.BRIDGE_DECK_PATCHING.dwg
 FILE NAME: C:\OPERATIONS\Bridges\Bridges\Bridges\CAD\72114 - 0840180_deck_patching\0672XXX.BRIDGE_DECK_PATCHING.dwg



SYMBOLS

- Work area
- IMPACT ATTENUATOR
- Drum with steady burn bi-directional light
- Type III barricade with flashing lights

- NOTES:
1. TRAFFIC CONTROL STANDARD 701423 SHALL BE UTILIZED WHERE APPLICABLE.
 2. ALL ADVANCED WARNING SIGNS FROM STANDARD 701423 SHALL APPLY TO THIS DETAIL.
 3. ALL TRAFFIC CONTROL DEVICES, TEMPORARY MARKINGS AND TEMPORARY MARKING REMOVAL SHALL BE INCLUDED IN THE BID PRICE FOR TRAFFIC CONTROL & PROTECTION, STANDARD 701423.

USER NAME = nosakherenk	DESIGNED - _____	REVISED - _____
	DRAWN - _____	REVISED - _____
PLOT SCALE = 100.0000' / in.	CHECKED - _____	REVISED - _____
PLOT DATE = 3/22/2019	DATE - _____	REVISED - _____

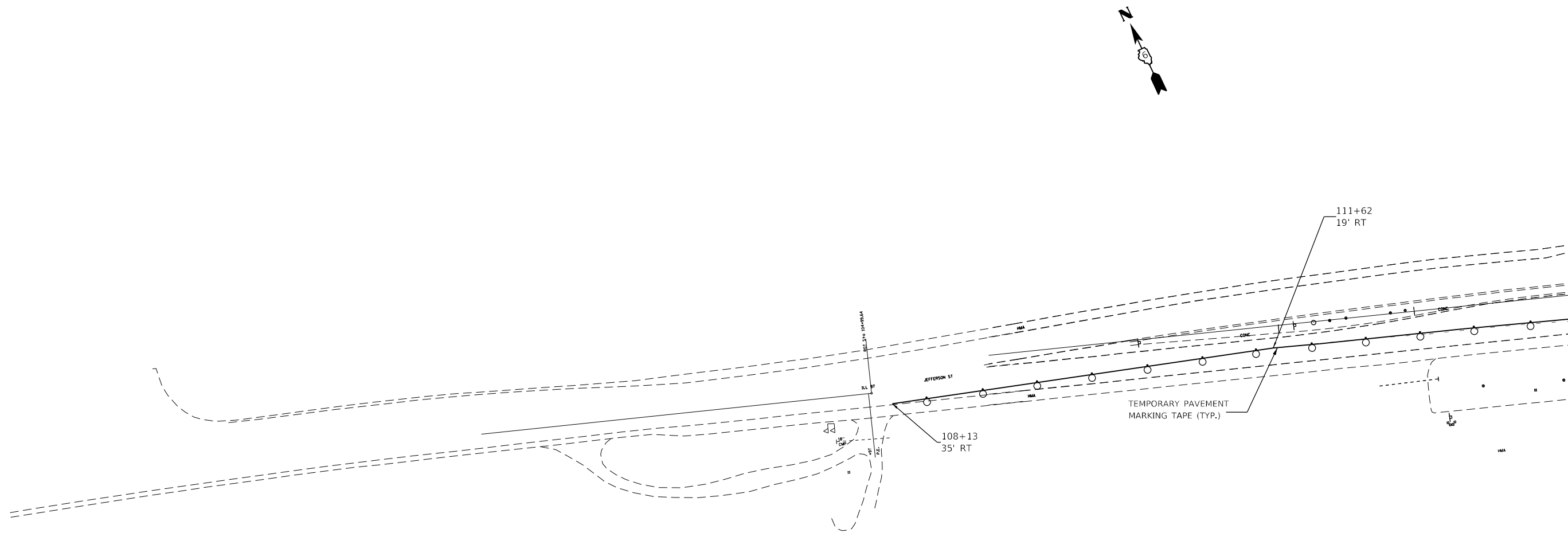
**STATE OF ILLINOIS
DEPARTMENT OF TRANSPORTATION**

STAGE I TRAFFIC CONTROL

SCALE: _____ SHEET ____ OF ____ SHEETS STA. _____ TO STA. _____

F.A.P. RTE.	SECTION	COUNTY	TOTAL SHEETS	SHEET NO.
67	(S) BDR	SANGAMON	12	6
CONTRACT NO. 72L14				
ILLINOIS FED. AID PROJECT				

MODEL: D:\p1\h\ FILE NAME: C:\OPERATIONS\Bids\Bids\Bids\Bids\CAD\72L14 - 0840180_deck_patch\h\0672XX.BRIDGE_DECK_PATCHING.dwg



SYMBOLS

● Drum with steady burn bi-directional light

1. TRAFFIC CONTROL STANDARD 701423 SHALL BE UTILIZED WHERE APPLICABLE.
2. ALL ADVANCED WARNING SIGNS FROM STANDARD 701423 SHALL APPLY TO THIS DETAIL.
3. ALL TRAFFIC CONTROL DEVICES, TEMPORARY MARKINGS AND TEMPORARY MARKING REMOVAL SHALL BE INCLUDED IN THE BID PRICE FOR TRAFFIC CONTROL & PROTECTION, STANDARD 701423.

USER NAME = nosakherenk	DESIGNED - _____	REVISED - _____
	DRAWN - _____	REVISED - _____
PLOT SCALE = 100.0000' / in.	CHECKED - _____	REVISED - _____
PLOT DATE = 3/22/2019	DATE - _____	REVISED - _____


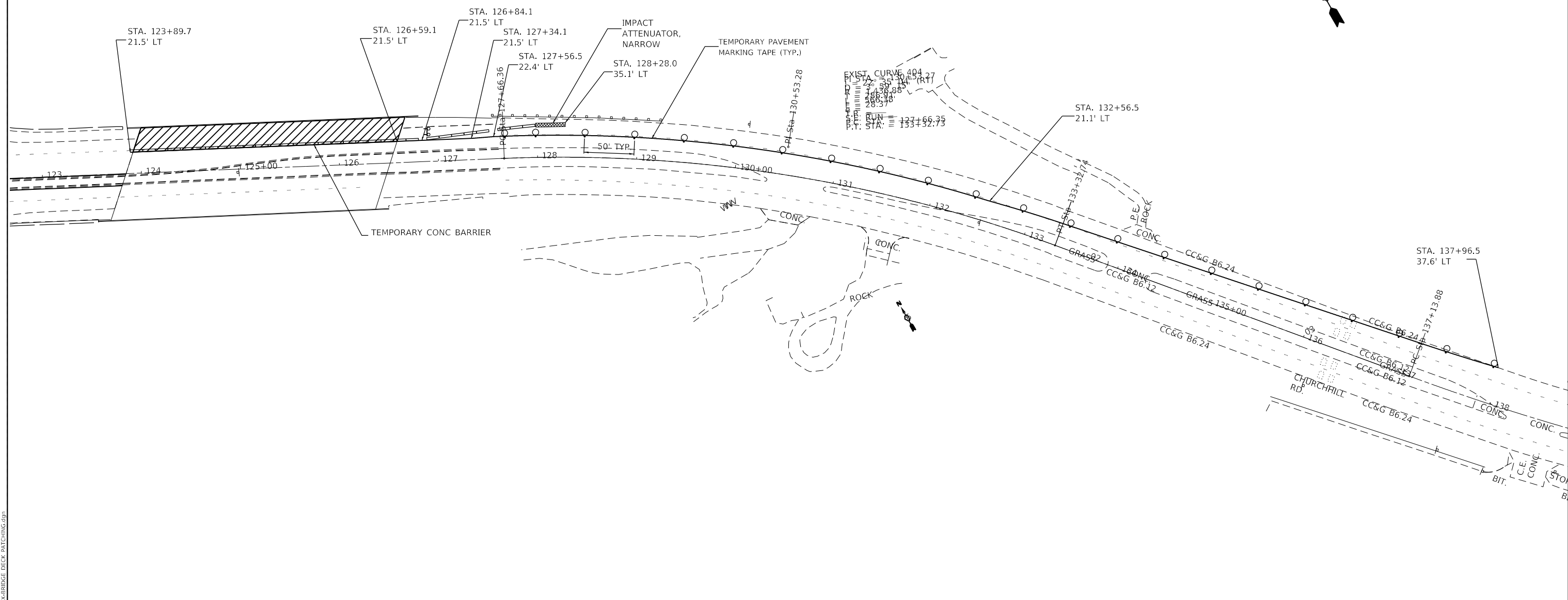
**STATE OF ILLINOIS
DEPARTMENT OF TRANSPORTATION**

STAGE II TRAFFIC CONTROL

SCALE: _____ SHEET ____ OF ____ SHEETS STA. _____ TO STA. _____

F.A.P. RTE.	SECTION	COUNTY	TOTAL SHEETS	SHEET NO.
67	(S) BDR	SANGAMON	12	7
CONTRACT NO. 72L14				
ILLINOIS FED. AID PROJECT				

MODEL: D:\m\h\...
 FILE NAME: C:\OPERATIONS\Bids\Bids\Bids\Bids\CAD\72114 - 0840180_deck_patch\72114-0840180-DECK_PATCHING.dwg



SYMBOLS

- Work area
- IMPACT ATTENUATOR
- Drum with steady burn bi-directional light
- Type III barricade with flashing lights

- NOTES:**
1. TRAFFIC CONTROL STANDARD 701423 SHALL BE UTILIZED WHERE APPLICABLE.
 2. ALL ADVANCED WARNING SIGNS FROM STANDARD 701423 SHALL APPLY TO THIS DETAIL.
 3. ALL TRAFFIC CONTROL DEVICES, TEMPORARY MARKINGS AND TEMPORARY MARKING REMOVAL SHALL BE INCLUDED IN THE BID PRICE FOR TRAFFIC CONTROL & PROTECTION, STANDARD 701423.

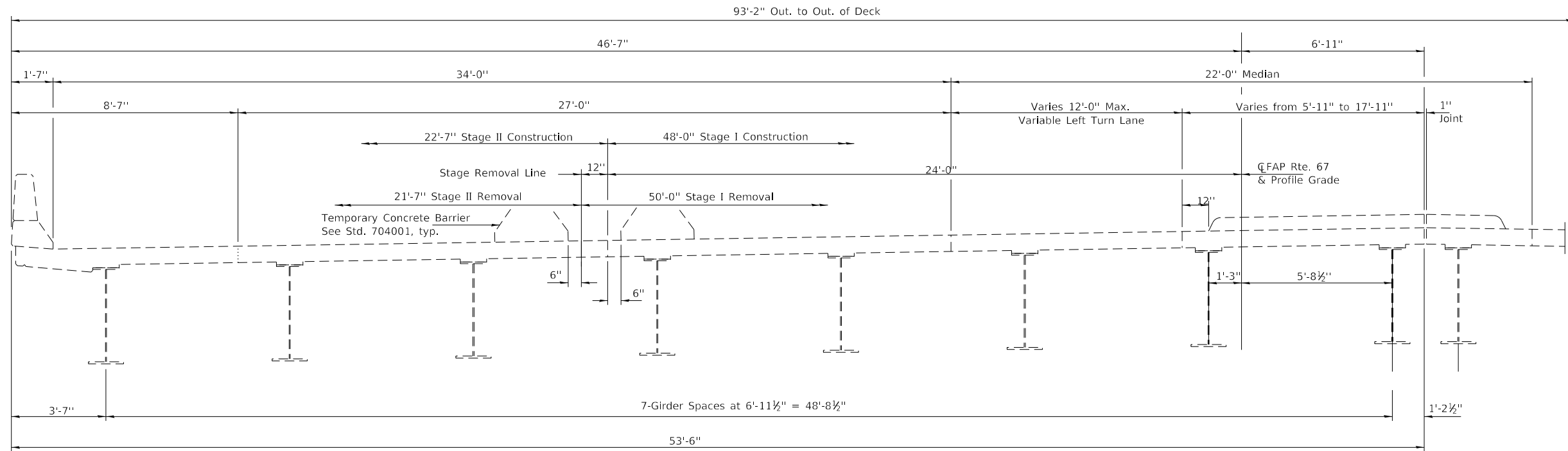
USER NAME = nosakherenk	DESIGNED - _____	REVISED - _____
DRAWN - _____	REVISOR - _____	REVISOR - _____
PLOT SCALE = 100.0000' / in.	CHECKED - _____	REVISOR - _____
PLOT DATE = 3/22/2019	DATE - _____	REVISOR - _____

**STATE OF ILLINOIS
 DEPARTMENT OF TRANSPORTATION**

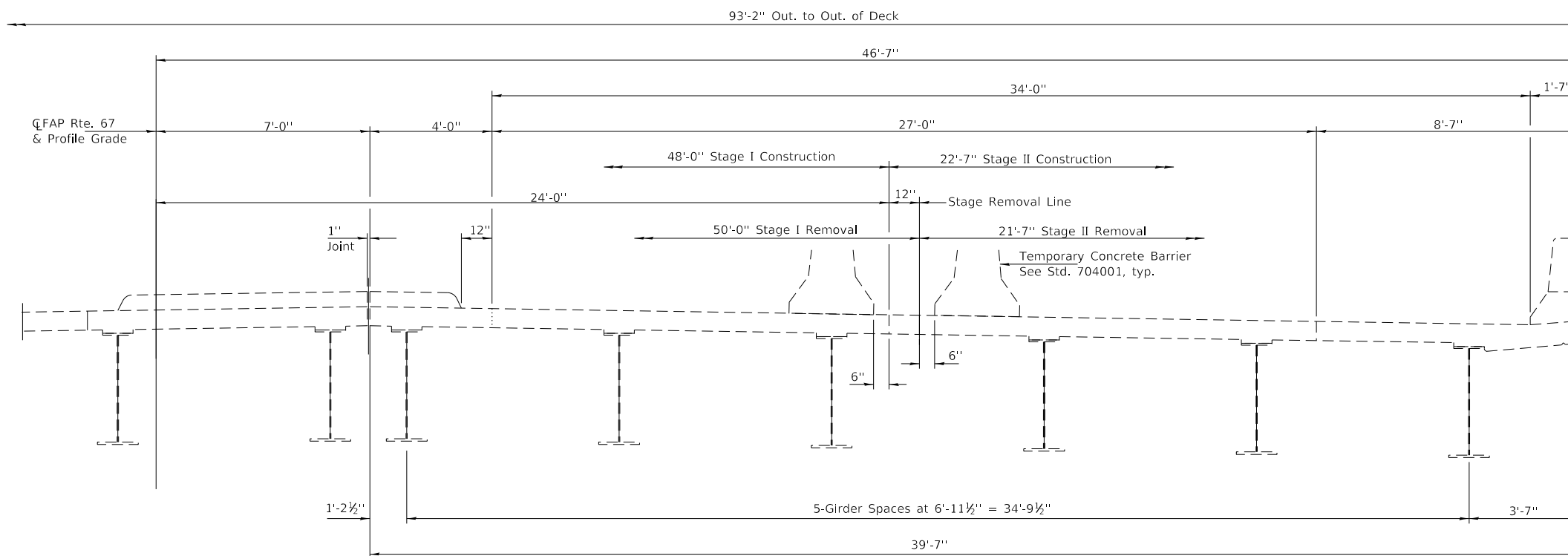
STAGE II TRAFFIC CONTROL

SCALE: _____ SHEET _____ OF _____ SHEETS STA. _____ TO STA. _____

F.A.P. RTE.	SECTION	COUNTY	TOTAL SHEETS	SHEET NO.
67	(S) BDR	SANGAMON	12	9
CONTRACT NO. 72L14				
ILLINOIS FED. AID PROJECT				



PARTIAL CROSS-SECTION
(Looking East)



PARTIAL CROSS-SECTION
(Looking East)

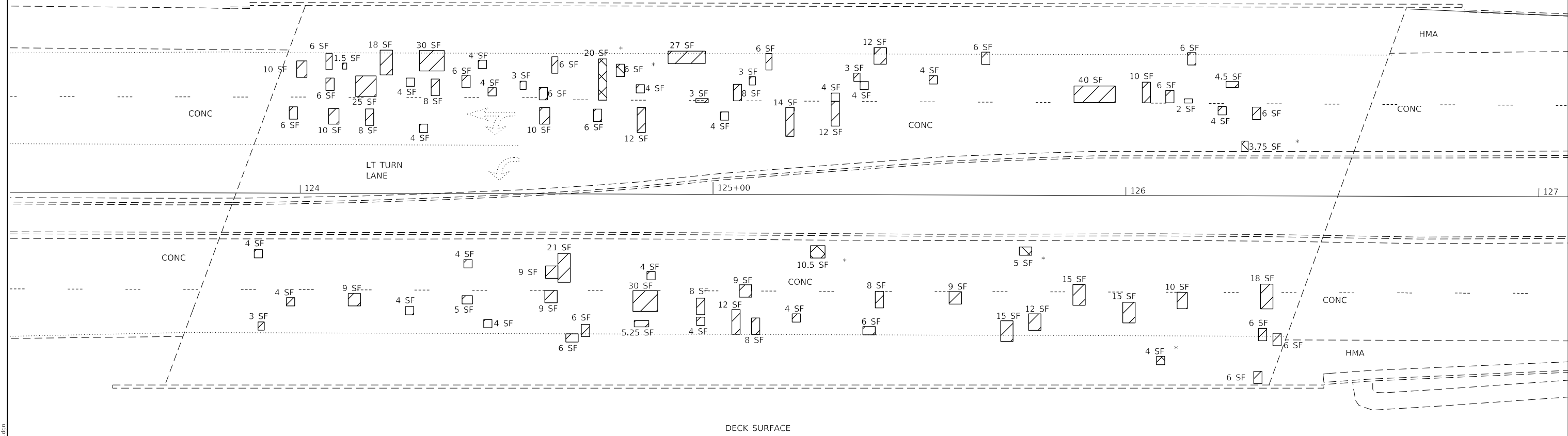
MODEL: D:\p1\11\OPERATIONS\Bridges\Bridges\Bridges_CAD\72L14 - 0840180_deck_patching\DE72XX.BRIDGE_DECK_PATCHING.dwg

USER NAME = nosakherenk	DESIGNED - _____	REVISED - _____
DRAWN - _____	REVISIONS - _____	REVISIONS - _____
PLOT SCALE = 100.0000' / in.	CHECKED - _____	REVISIONS - _____
PLOT DATE = 3/22/2019	DATE - _____	REVISIONS - _____

**STATE OF ILLINOIS
DEPARTMENT OF TRANSPORTATION**

TRAFFIC STAGING DETAIL	
SCALE: _____	SHEET _____ OF _____ SHEETS
STA. _____	TO STA. _____

F.A.P. RTE. 67	SECTION (S) BDR	COUNTY SANGAMON	TOTAL SHEETS 12	SHEET NO. 10
CONTRACT NO. 72L14				
ILLINOIS FED. AID PROJECT				



- PARTIAL DEPTH PATCHING AREAS
- FULL DEPTH PATCHING AREAS

BILL OF MATERIAL - SN. 084-0180		
ITEM	UNIT	TOTAL QUANTITY
DECK SLAB REPAIR(PARTIAL DEPTH)	SQ YD	77
DECK SLAB REPAIR(FULL DEPTH,TYPE I)	SQ YD	2
DECK SLAB REPAIR(FULL DEPTH,TYPE II)	SQ YD	5
JOINT SEALING (PATCHES)	FT	1000

PATCHING SURVEY: 1/10/2018

GENERAL NOTES:
 1. THE PATCH SIZES AND LOCATIONS SHOWN ON THE PLAN SHEETS ARE ESTIMATED. THE FINAL PATCH LOCATION SHALL BE DETERMINED BY THE ENGINEER IN THE FIELD.

MODEL: D:\p1\11\OPERATIONS\Bids\Bids\Bids\Bids\CAD\17114 - 0840180_deck_patching\DE72XXX.BRIDGE_DECK_PATCHING.dwg
 FILE NAME: C:\OPERATIONS\Bids\Bids\Bids\Bids\CAD\17114 - 0840180_deck_patching\DE72XXX.BRIDGE_DECK_PATCHING.dwg

USER NAME = nosakherenk	DESIGNED - _____	REVISED - _____
	DRAWN - _____	REVISED - _____
PLOT SCALE = 100.0000' / in.	CHECKED - _____	REVISED - _____
PLOT DATE = 3/22/2019	DATE - _____	REVISED - _____

**STATE OF ILLINOIS
DEPARTMENT OF TRANSPORTATION**

**DECK REPAIR PLAN
SN 084-0180**

SCALE: _____ SHEET _____ OF _____ SHEETS STA. _____ TO STA. _____

F.A.P. RTE.	SECTION	COUNTY	TOTAL SHEETS	SHEET NO.
67	(S) BDR	SANGAMON	12	12
CONTRACT NO. 72L14				
ILLINOIS FED. AID PROJECT				