

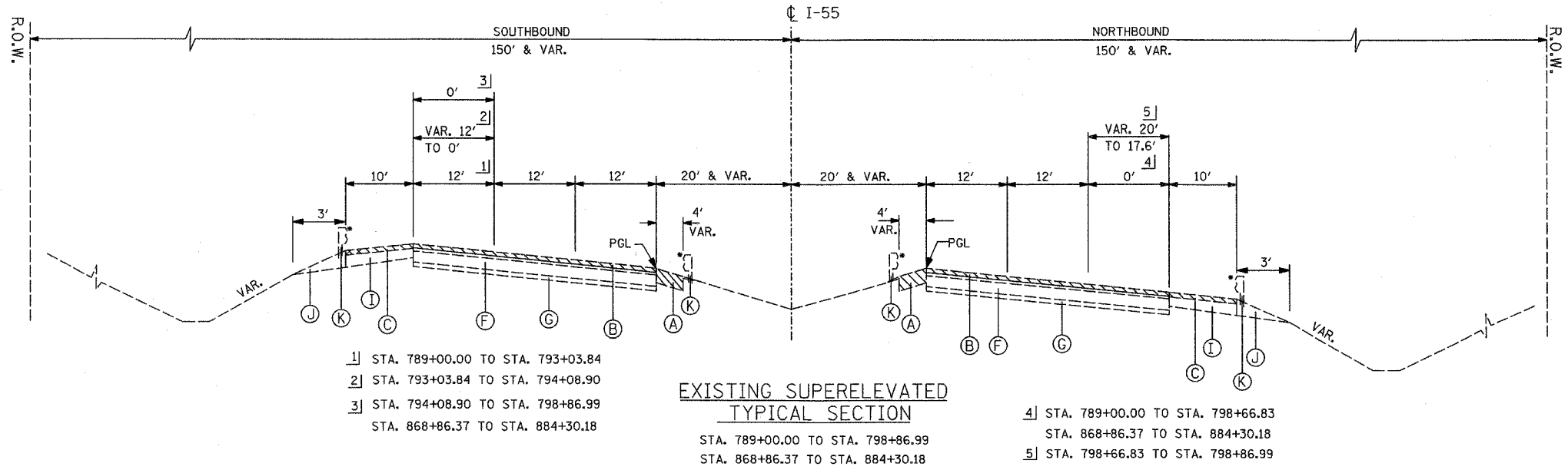
F.A.I. RTE.	SECTION	COUNTY	TOTAL SHEETS	SHEET NO.
55	99 (1&2) WRS-3	WILL.	305	11
STA.		TO STA.		
FED. ROAD DIST. NO.		ILLINOIS	FED. AID PROJECT	
TYP 01 OF 11				

EXISTING

- (A) BITUMINOUS CONCRETE SHOULDER REMOVAL
- (B) HOT-MIX ASPHALT SURFACE REMOVAL, 3 1/2"
- (C) HOT-MIX ASPHALT SURFACE REMOVAL, VARIABLE DEPTH
- (D) POLYMERIZED BITUMINOUS CONCRETE PAVEMENT
- (E) PAVEMENT REMOVAL
- (F) P.C.C. PAVEMENT
- (G) SUB-BASE GRANULAR MATERIAL
- (H) HOT-MIX ASPHALT BASE COURSE
- (I) BITUMINOUS CONCRETE SHOULDER
- (J) AGGREGATE SHOULDER
- (K) GUARDRAIL
- (L) AGGREGATE SUBGRADE
- (M) HOT-MIX ASPHALT BINDER COURSE
- (N) CONCRETE BARRIER

PROPOSED

- (1) POLYMERIZED HOT-MIX ASPHALT SURF. CSE, STONE MATRIX ASPH., N80, 1-3/4"
- (2) POLYMERIZED HOT-MIX ASPHALT BIND. CSE, STONE MATRIX ASPH., N80, 1-3/4"
- (3) HOT-MIX ASPHALT BASE COURSE, 8"
- (4) HOT-MIX ASPHALT BINDER COURSE, IL-19, N70, 8"
- (5) P.C.C. CONCRETE BASE COURSE, 10-1/2"
- (6) CONCRETE BARRIER, DOUBLE FACE, 42" HEIGHT
- (7) AGGREGATE SUBGRADE, 12"
- (8) SUB-BASE GRANULAR MATERIAL, TYPE B, 6"
- (9) SHOULDER RUMBLE STRIP
- (10) CONCRETE BARRIER BASE
- (11) LONGITUDINAL CONSTRUCTION JOINT AND NO. 25 EPOXY COATED DEFORMED TIE BARS (DRILL AND GROUT)
- (12) AGGREGATE SHOULDERS, TYPE B 8"
- (13) CLASS D PATCHES, 10" (SEE NOTE 1)
- (14) HOT-MIX ASPHALT BASE COURSE, 2-1/2"
- (15) HOT-MIX ASPHALT SURFACE COURSE, MIX "D", N70, 1-3/4"
- (16) HOT-MIX ASPHALT SURFACE COURSE, MIX "D", N70, 1-1/2"
- (17) AGGREGATE SHOULDERS, TYPE B (SPECIAL)
- (18) STRIP REFLECTIVE CRACK CONTROL TREATMENT
- (19) SAWED LONGITUDINAL JOINT NO. 25 EPOXY COATED DEFORMED TIE BARS
- (20) POROUS GRANULAR EMBANKMENT, SUBGRADE 12"
- (21) GEOTECHNICAL FABRIC FOR GROUND STABILIZATION

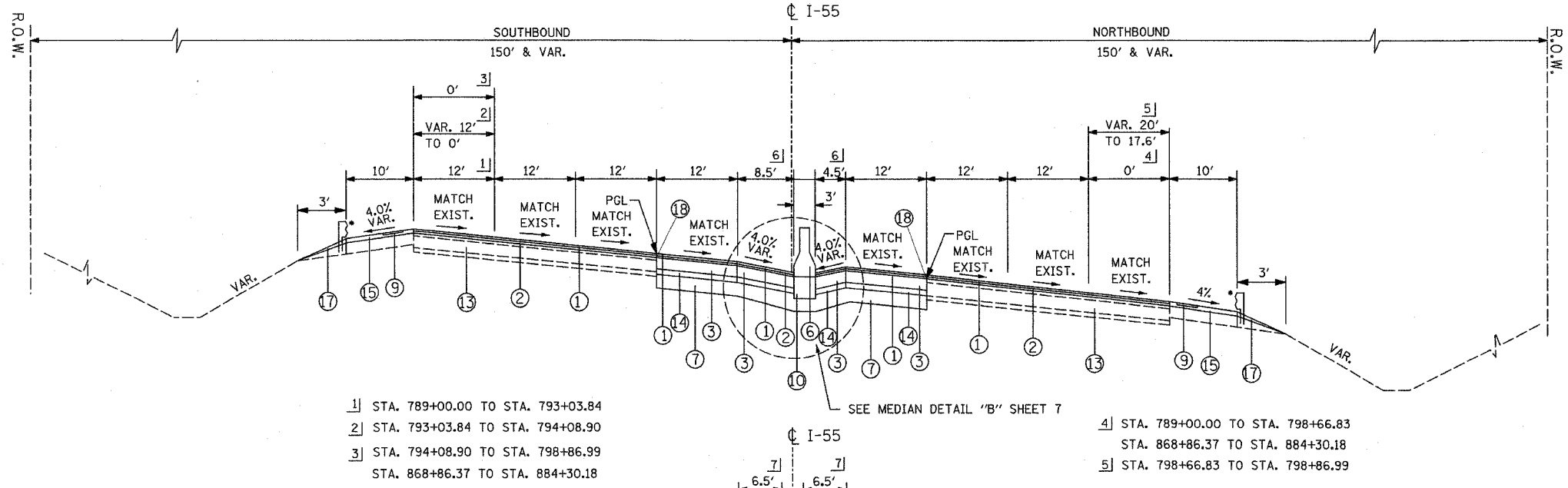


EXISTING SUPERELEVATED TYPICAL SECTION

1] STA. 789+00.00 TO STA. 793+03.84
 2] STA. 793+03.84 TO STA. 794+08.90
 3] STA. 794+08.90 TO STA. 798+86.99
 STA. 868+86.37 TO STA. 884+30.18

4] STA. 789+00.00 TO STA. 798+66.83
 STA. 868+86.37 TO STA. 884+30.18
 5] STA. 798+66.83 TO STA. 798+86.99

* FOR GUARDRAIL LOCATIONS SEE ROADWAY PLANS.



PROPOSED SUPERELEVATED TYPICAL SECTION

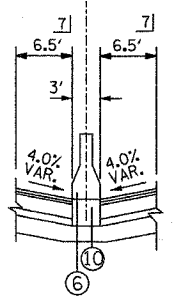
1] STA. 789+00.00 TO STA. 793+03.84
 2] STA. 793+03.84 TO STA. 794+08.90
 3] STA. 794+08.90 TO STA. 798+86.99
 STA. 868+86.37 TO STA. 884+30.18

4] STA. 789+00.00 TO STA. 798+66.83
 STA. 868+86.37 TO STA. 884+30.18
 5] STA. 798+66.83 TO STA. 798+86.99

* FOR GUARDRAIL LOCATIONS SEE ROADWAY PLANS.

NOTES:

1. CLASS D PATCHES SHALL BE PLACED AT LOCATIONS AS APPROVED BY THE ENGINEER. THE DEPTH OF THE PATCH SHALL BE EQUAL TO THE THICKNESS OF EXISTING P.C.C. PAVEMENT AND SHALL NOT INCLUDE THE DEPTH OF THE HOT-MIX ASPHALT SURFACE REMOVAL, 3-1/2".
2. SEE STANDARD 637006 FOR ADDITIONAL CONCRETE BARRIER DETAILS.
3. ALL REINFORCING BARS, BAR SPLICERS, TIE BARS AND DOWEL BARS SHALL BE SEATED IN THE FINAL POSITION PRIOR TO THE CONCRETE OPERATIONS AND CANNOT BE MUCKED INTO PLACE.
4. THE FURNISHING AND PLACING OF TIE BARS SHALL BE INCLUDED IN THE CONTRACT UNIT PRICE FOR CONCRETE BARRIER BASE .
5. THE COST OF ADDITIONAL THICKNESS OF SUB-BASE GRANULAR MATERIAL (WHERE NEEDED) SHALL BE INCLUDED IN THE CONTRACT UNIT COST FOR "SUB-BASE GRANULAR MATERIAL, TYPE B, 6"



REVISIONS	
NAME	DATE

ILLINOIS DEPARTMENT OF TRANSPORTATION
 FAI ROUTE 55
 143RD STREET TO WEBER ROAD

TYPICAL SECTIONS

SCALE: NONE
 DATE: 02-23-07

DRAWN BY: DM
 CHECKED BY: DVS



FINAL