







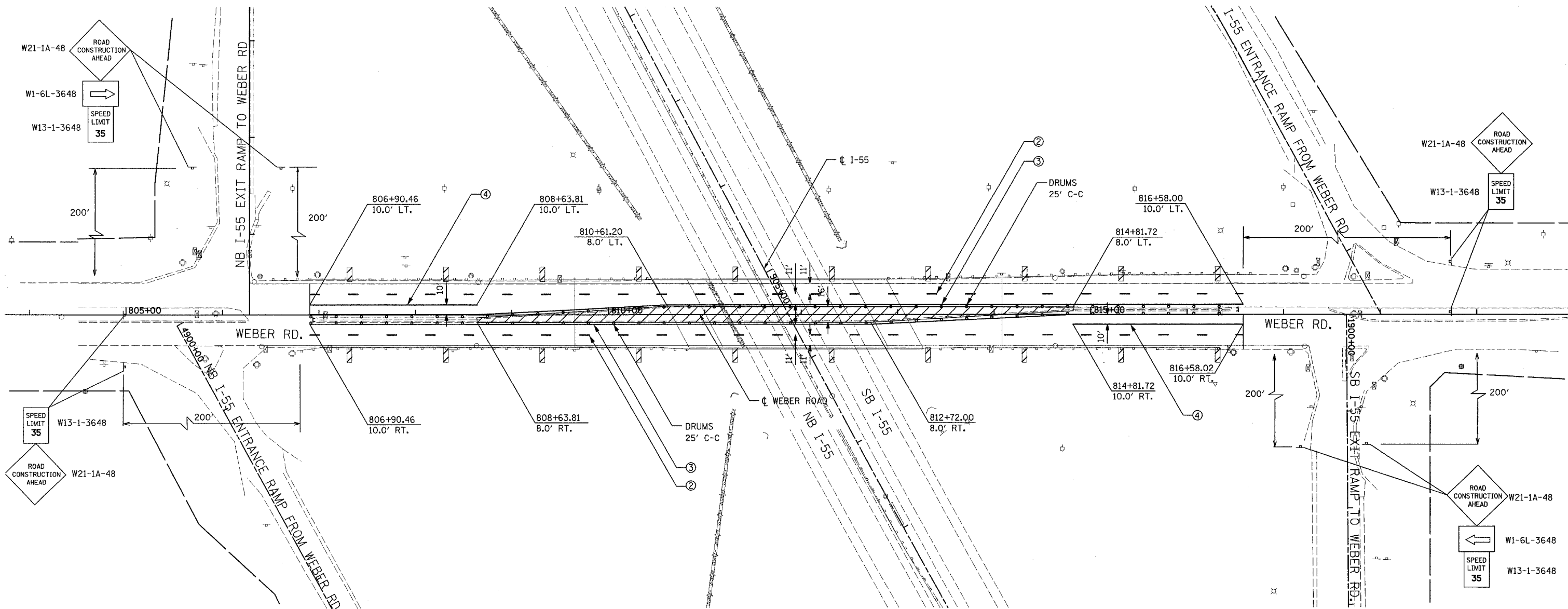
F.A.I. RTE.	SECTION	COUNTY	TOTAL SHEETS	SHEET NO.
55	99 (1&2) WRS-3	WILL	305	80
STA.		TO STA.		
FED. ROAD DIST. NO.		ILLINOIS FED. AID PROJECT		
		MOTI-07 OF 07		

LEGEND

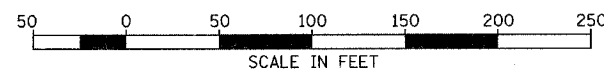
-  WORK ZONE
-  DIRECTION OF TRAVEL
-  TEMP CONCRETE BARRIER
-  DRUMS W/ STEADY BURN LIGHTS
*See Drawing For Spacing
-  BARRICADE, TYPE III WITH TWO FLASHING LIGHTS
-  VERTICAL PANELS / BARRICADES
*See Standards for Spacing
- ① PVMT MARKING TAPE, TYPE III 4" (WHITE)
- ② PVMT MARKING TAPE, TYPE III 5" SKIP-DASH (WHITE-30 FT/10 FT)
- ③ PVMT MARKING TAPE, TYPE III 4" (YELLOW)
- ④ PVMT MARKING TAPE, TYPE III 6" (WHITE)

NOTES:

- ALL STAGING WORK AND TRAFFIC CONTROL DEVICES NEEDED TO COMPLETE THE CONSTRUCTION OF THE WEBER ROAD MEDIAN DECK AND APPURTENCES SHALL BE INCLUDED IN THE LUMP SUM COST FOR TRAFFIC CONTROL AND PROTECTION (SPECIAL) (SEE WORK ZONE TRAFFIC CONTROL (LUMP SUM PAYMENT) SPECIAL PROVISION).
- FOR THE WEBER ROAD MOT TYPICAL SECTION SEE SHEET NO. 70



STAGE I



REVISIONS	
NAME	DATE

ILLINOIS DEPARTMENT OF TRANSPORTATION
 FAI ROUTE 55
 143RD STREET TO WEBER ROAD
 SUGGESTED STAGES OF
 CONSTRUCTION AND TRAFFIC CONTROL

SCALE: 1" = 50'
 DATE: 02-23-07
 DRAWN BY: MGH
 CHECKED BY: DM

FINAL