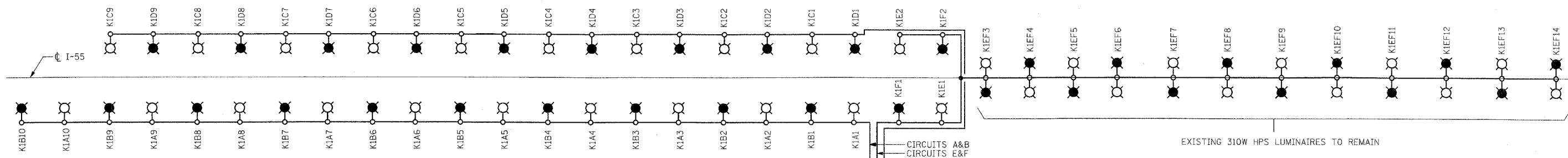
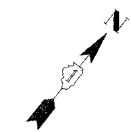







F.A.I. RTE.	SECTION	COUNTY	TOTAL SHEETS	SHEET NO.
55	99 (I&2) WRS-3	WILL	305	175
STA.	TO STA.			
FED. ROAD DIST. NO. 1	ILLINOIS	FED. AID PROJECT		
	L-8 OF 13			

LOAD TABLE LIGHTING CONTROLLER "K1"					
CIRCUIT	RED PHASE		CIRCUIT	BLACK PHASE	
	AMPS	WATTS		AMPS	WATTS
A	18.0	4,320	B	18.0	4,320
C	16.2	3,888	D	16.2	3,888
E	25.2	6,048	F	25.2	6,048
G	SPARE	0	H	SPARE	0
I	SPARE	0	J	SPARE	0
K	SPARE	0	L	SPARE	0
M	SPARE	0	N	SPARE	0
O	SPARE	0	P	SPARE	0
TOTAL	59.4	14,256	TOTAL	59.4	14,256



LEGEND

-  310 WATT HPS, M-C-III LUMINARE ON RED CABLE
-  310 WATT HPS, M-C-III LUMINARE ON BLACK CABLE
-  LIGHTING CONTROLLER
-  UNIT DUCT, WITH 3-1/8 NO. 4 AND 1/8 NO. 6 GROUND, 600V (EPR-TYPE RHW), 1 1/4" DIA., POLYETHYLENE
-  COMED SERVICE POLE

- 3-1/8 NO. 1/0 IN 2 1/2" RSC
- COMED SERVICE POLE
240/480 VOLT, SINGLE PHASE,
3-WIRE, 60HZ SERVICE
- UNIT DUCT, WITH 3-1/8 NO. 4 AND 1/8 NO. 6 GROUND,
600V (EPR-TYPE RHW), 1 1/4" DIA., POLYETHYLENE
- CONTROL CABINET "K1"
(2)-175A 2-POLE MAIN BREAKERS
(2)-200A 2-POLE CONTACTORS
(16)-70A 1-POLE BRANCH BREAKERS

L-8

REVISIONS	
NAME	DATE

ILLINOIS DEPARTMENT OF TRANSPORTATION
F.A.I. I-55
143rd STREET TO WEBER ROAD

LIGHTING CONTROLLER "K1"
WIRING DIAGRAM

SCALE: 1" = 50'
DATE: 02-23-07

DRAWN BY: VG
CHECKED BY: PV

SINGH
300 W. ADAMS ST.
CHICAGO, IL 60606
SINGH & ASSOCIATES, INC. TEL: (312) 629-0240
CONSULTING ENGINEERS FAX: (312) 629-8449

PB PARSONS BRINCKERHOFF

FINAL