CONTRACT NO. 60B47

F.A. RTE.	SECTION	COUNTY	TOTAL SHEETS	SHEET NO.
55			305	200
STA.		TO STA.		
FED. ROAD DIST. NO.	ILLINOIS	FED. AID PROJECT		

THE DIAGONAL LINES SHALL BE SPACED AT 40' (12 m) C-C ACROSS ALL STRUCTURES WHICH ARE 500' (150 m) OR LESS IN LENGTH
THE DIAGONAL LINES ARE NOT REQUIRED ON SHOULDERS WHICH ARE 6' (1.8 m) OR LESS IN WIDTH

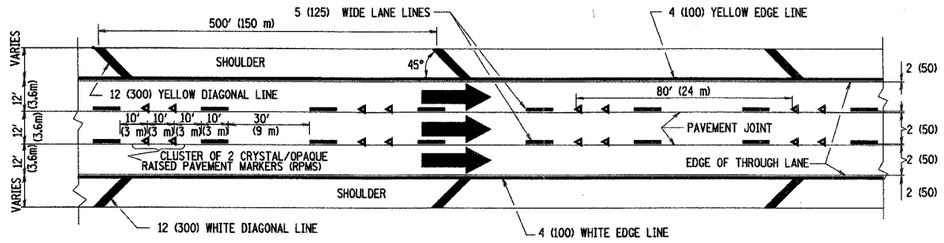

TYPICAL EDGE LINES & LANE LINES

NOTES:
1. THERMO PLASTIC PAVEMENT MARKING LINE SHALL BE USED FOR THE EDGE LINES, GORE LINES, AND DIAGONAL LINES ON BITUMINOUS PAVEMENT ONLY.
2. PREFORMED PLASTIC TYPE B PAVEMENT MARKING LINE SHALL BE USED FOR ALL LANE LINES ON BITUMINOUS PAVEMENT
3. POLYUREA PAVEMENT MARKING SHALL BE USED FOR ALL MARKINGS ON PCC

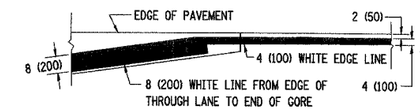

DETAIL "A"

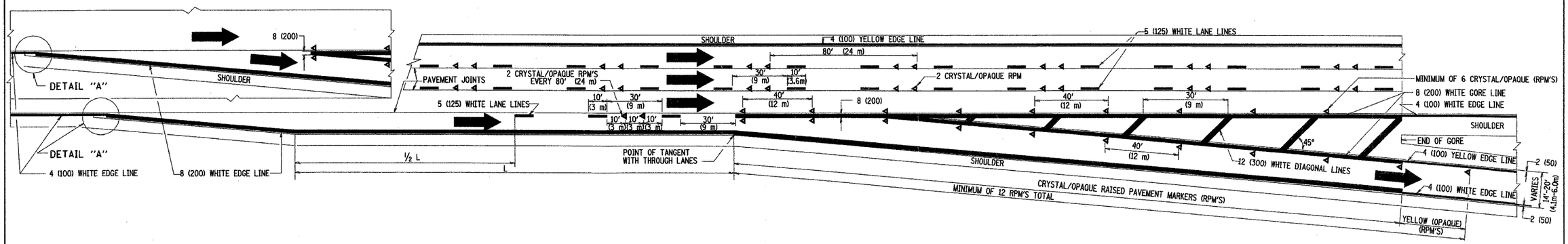

TYPICAL EXIT RAMP PAVEMENT MARKINGS

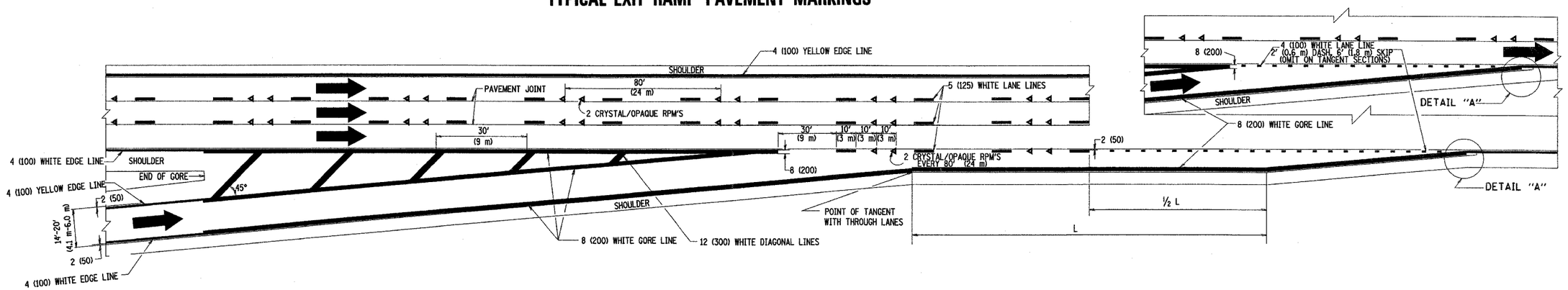

TYPICAL ENTRANCE RAMP PAVEMENT MARKINGS

REVISIONS	
NAME	DATE
DWS	1/90
DWS	5/91
AH	3/96
DWS	7/96
JAF	2/06
SPB	1/07

ILLINOIS DEPARTMENT OF TRANSPORTATION

MULTI-LANE FREEWAY PAVEMENT MARKING DETAILS

SCALE: NONE
DATE: 1/4/2007
DRAWN BY C.A.D.D.
CHECKED BY

TC12 SHEET 1 OF 2
REVISION DATE: 01/01/07

PLOT DATE = 1/4/2k
FILE NAME = c:\Projects\diststa\tc12.dgn
PLOT SCALE = 50.000 ' / IN.
USER NAME = lisaek-f