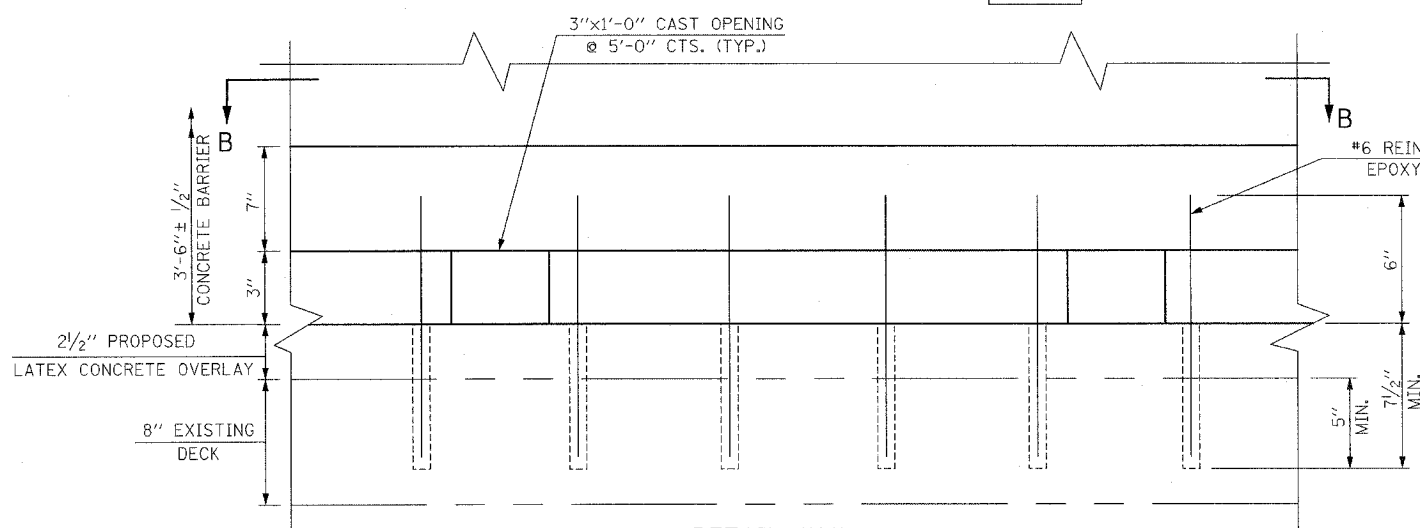
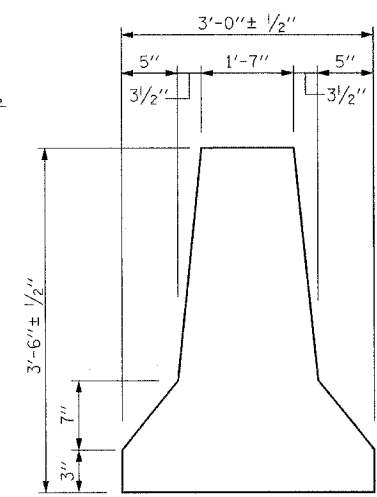


CONCRETE BARRIER ELEVATION
(LOOKING WEST)
(3 THUS)

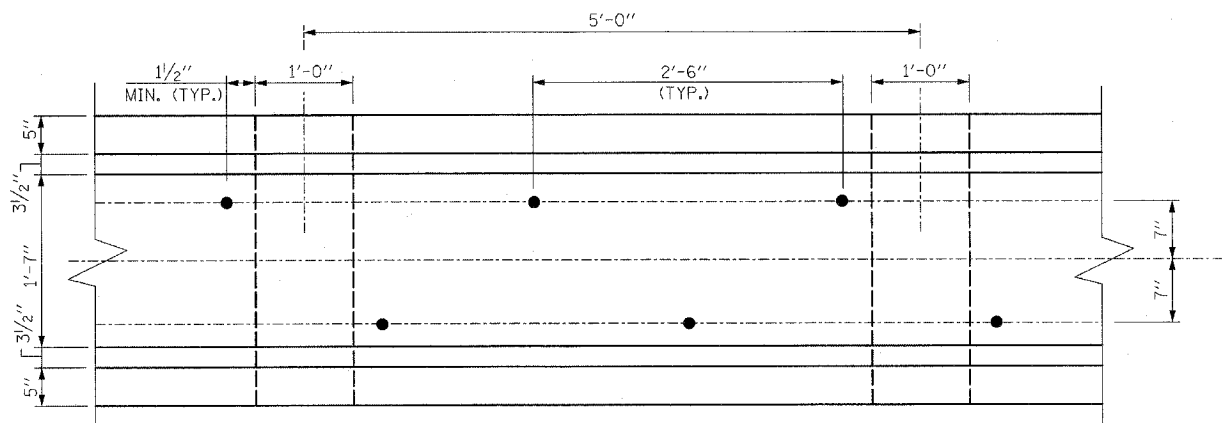


DETAIL "A"



TYPICAL SECTION THRU CONCRETE BARRIER

BILL OF MATERIAL		
DESCRIPTION	UNIT	QUANTITY
CONCRETE BARRIER, DOUBLE FACE, 42 IN.	FT.	1,070



SECTION B-B

NOTE:
VERTICAL DIMENSIONS ARE EXAGGERATED FOR CLARITY

NOTES:
CONCRETE BARRIERS SHALL CONFORM TO STANDARD 637006, EXCEPT AS NOTED.
FOR BARRIER LOCATIONS, SEE SHEETS S3 & S4.
REINFORCEMENT BARS, EPOXY COATED, CAST OPENINGS AND EPOXY GROUTING SHALL BE INCLUDED WITH "CONCRETE BARRIER, DOUBLE FACE, 42 IN"

REVISIONS	
NAME	DATE

ILLINOIS DEPARTMENT OF TRANSPORTATION

CONCRETE BARRIER
F.A.I. RTE. 290 (I-290) OVER
N.W. TOLLWAY (I-90)
F.A.I. RTE. 290 SECTION: 2006-0301
COOK COUNTY STATION 637+76.18
STRUCTURE NO. 016-0977

SCALE: DATE: MAY 10, 2007
DRAWN BY: D.L./F.M.
CHECKED BY: B.N.S./J.C.N.

CHRISTIAN-ROGE & ASSOC., INC.
CHICAGO ILLINOIS