CONTRACT NO. 64450

F.A.P. RTE.	SECTION	COUNTY	TOTAL SHEETS	SHEET NO.
734	(4MFT)R	WINNEBAGO	353	276
STA.		TO STA.		
FED. ROAD DIST. NO.	ILLINOIS	FED. AID PROJECT		

FRAME AND GRATE FOR INLET SPECIAL

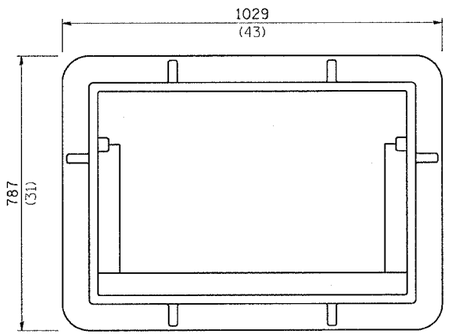

PLAN OF FRAME
WITHOUT GRATE AND CURB BOX

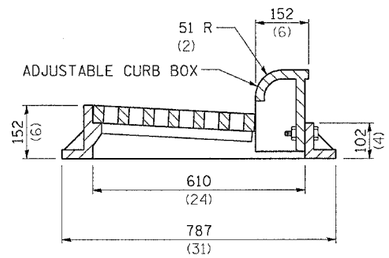

TRANSVERSE SECTION

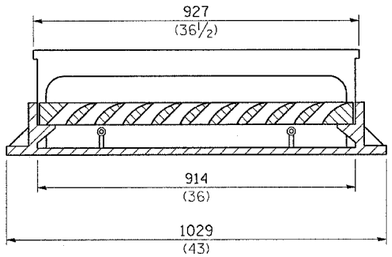

LONGITUDINAL SECTION

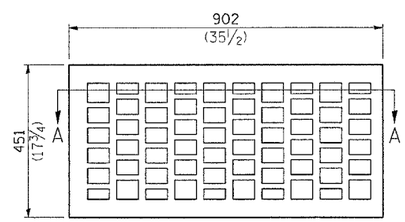

PLAN OF GRATE

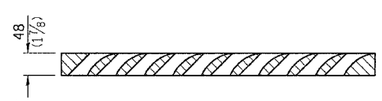

SECTION A-A

ALL DIMENSIONS ARE IN MILLIMETERS (INCHES) UNLESS OTHERWISE NOTED.

R 3067
APPROXIMATE WEIGHT - 222 Kg. (490 LBS.)

FRAME AND GRATE FOR INLET SPECIAL 13.2b

REVISED 9-25-92

FRAME AND GRATE FOR INLET SPECIAL

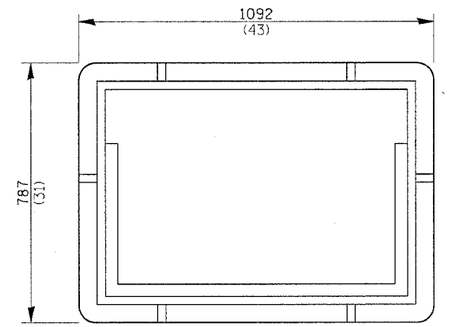

PLAN OF FRAME

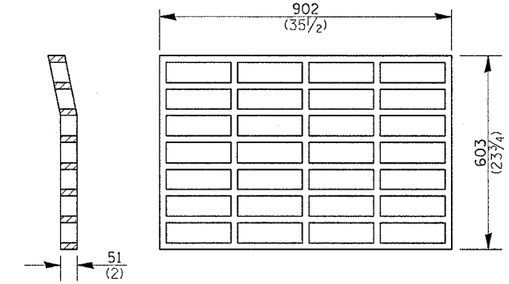

PLAN OF GRATE

* THIS GRATE TO BE USED WITHOUT CURB BOX WHEN INLET IS IN DRIVEWAY.

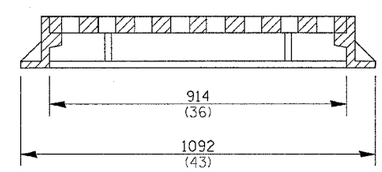

ALL DIMENSIONS ARE IN MILLIMETERS (INCHES) UNLESS OTHERWISE NOTED.

APPROXIMATE WEIGHT OF CAST IRON FRAME & GRATE - 240 Kg. (530 LBS.)

FRAME AND GRATE FOR INLET SPECIAL 13.2d

REVISED 8-17-93

PLOT DATE = Fri Apr 27 09:37:07 2007
FILE NAME = c:\pw_work\pw_wa\b2169706\d1S908pl.dgn
PLOT SCALE = 20.0000 ' / IN.
REFERENCE = $$GF$