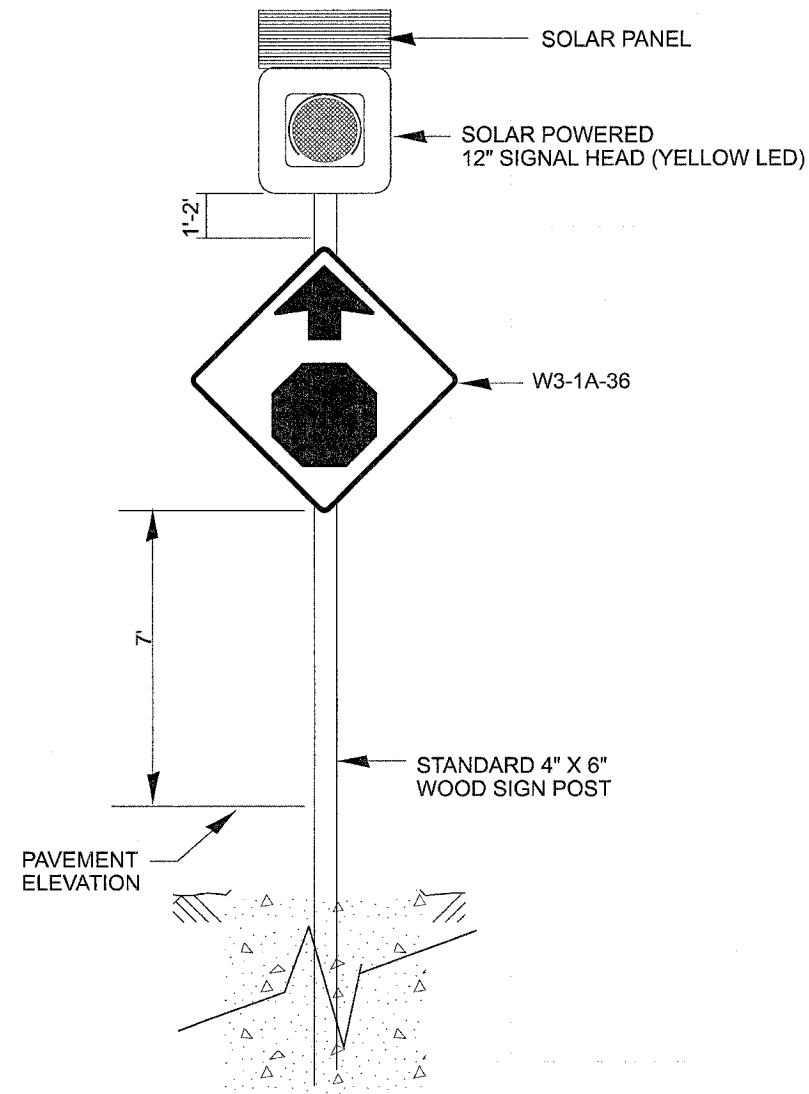
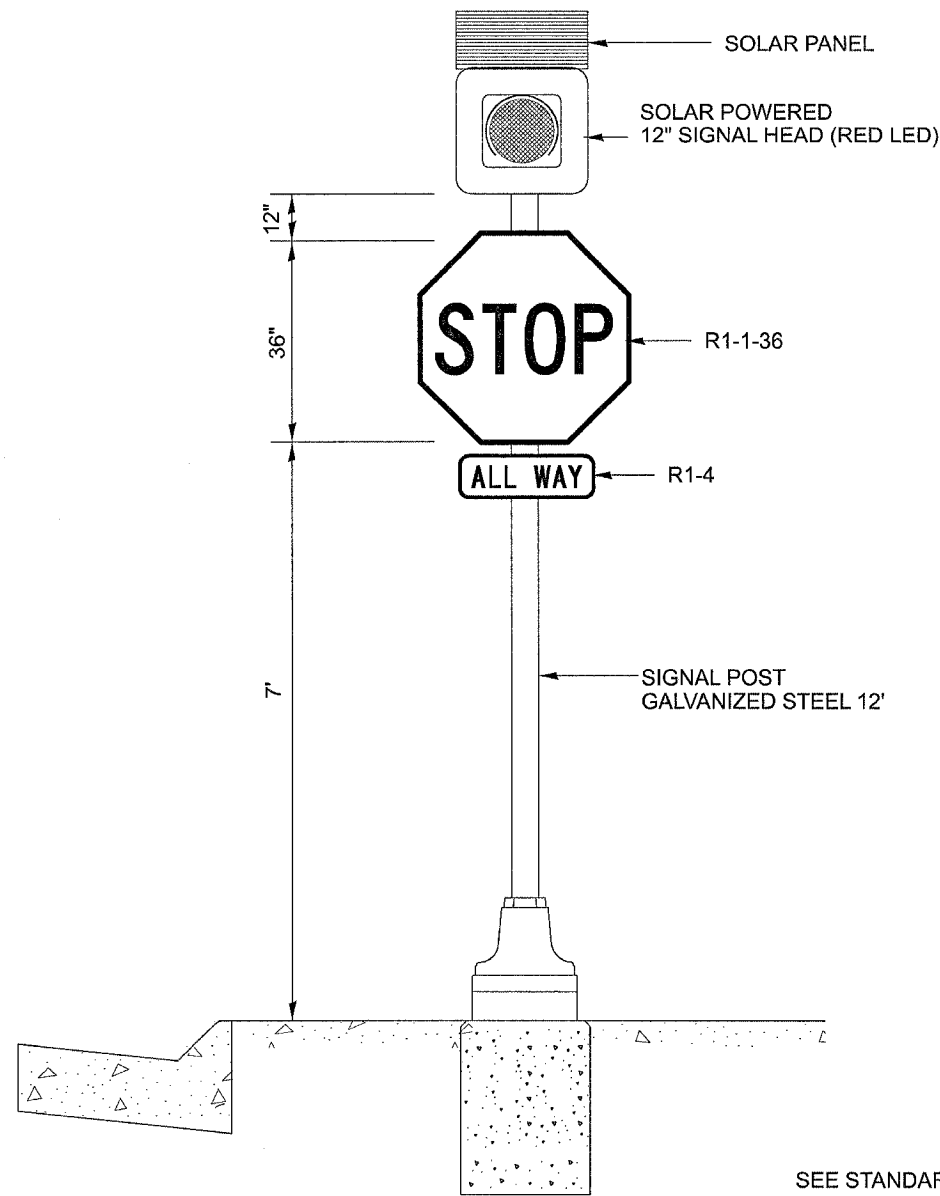


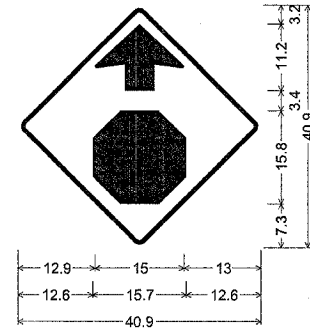
F.A.P. RTE.	SECTION	COUNTY	TOTAL SHEETS	SHEET NO.
*	**	CARROLL	548	213
STA.		TO STA.		
FED. ROAD DIST. NO.	ILLINOIS	FED. AID PROJECT		
* ROUTE 17 (US 52 / IL 64)				
** (1-2)RS & (3-1)RS-1				

SOLAR POWER FLASHER DETAIL




SEE STANDARD 880001

NOTE: THE CONTRACTOR SHALL SUPPLY ALL NECESSARY HARDWARE TO MOUNT THE SIGNS TO THE POST. THIS MOUNTING HARDWARE SHALL BE SIMILAR TO THE SIGN FIX BRAND MATERIAL.



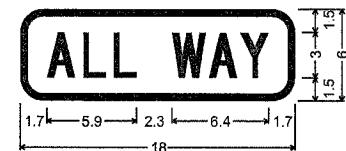
W3-1A MIN;
30.0" across sides 1.9" Radius, 0.8" Border, 0.5" Indent, Black on Yellow;
Down Arrow Custom - 11.3" 90°;

FOUR (4) SIGNS REQUIRED



R1-1-36; 0.9" Border, White on Red;
[STOP] C 60) spacing;

EIGHT (8) SIGNS REQUIRED



R1-4;
1.5" Radius, 0.5" Border, White on Red;
[ALL WAY] C;

EIGHT (8) SIGNS REQUIRED

PLOT DATE = Fri, Mar 23 06:45:08 2007
FILE NAME = c:\p\projects\207480\207480.dwg
PLOT SCALE = 3/8" = 1'-0"
REFERENCE = PREP

REVISIONS	
NAME	DATE

ILLINOIS DEPARTMENT OF TRANSPORTATION

SCALE: VERT.
HORIZ.
DATE

DRAWN BY
CHECKED BY

FLASHER AND SIGN DETAILS