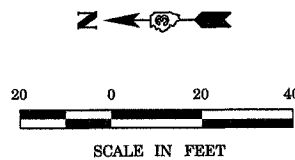


| FAS RTE | SECTION | COUNTY | TOTAL SHEETS | SHEET NO. |
|---------------------|----------|----------------------|--------------|-----------|
| 1279 | 1071 | LaSALLE | 43 | 25 |
| STA. 1116+40 | | TO STA. 1123+60 | | |
| FED. ROAD DIST. NO. | ILLINOIS | FED. AID PROJECT AID | | |



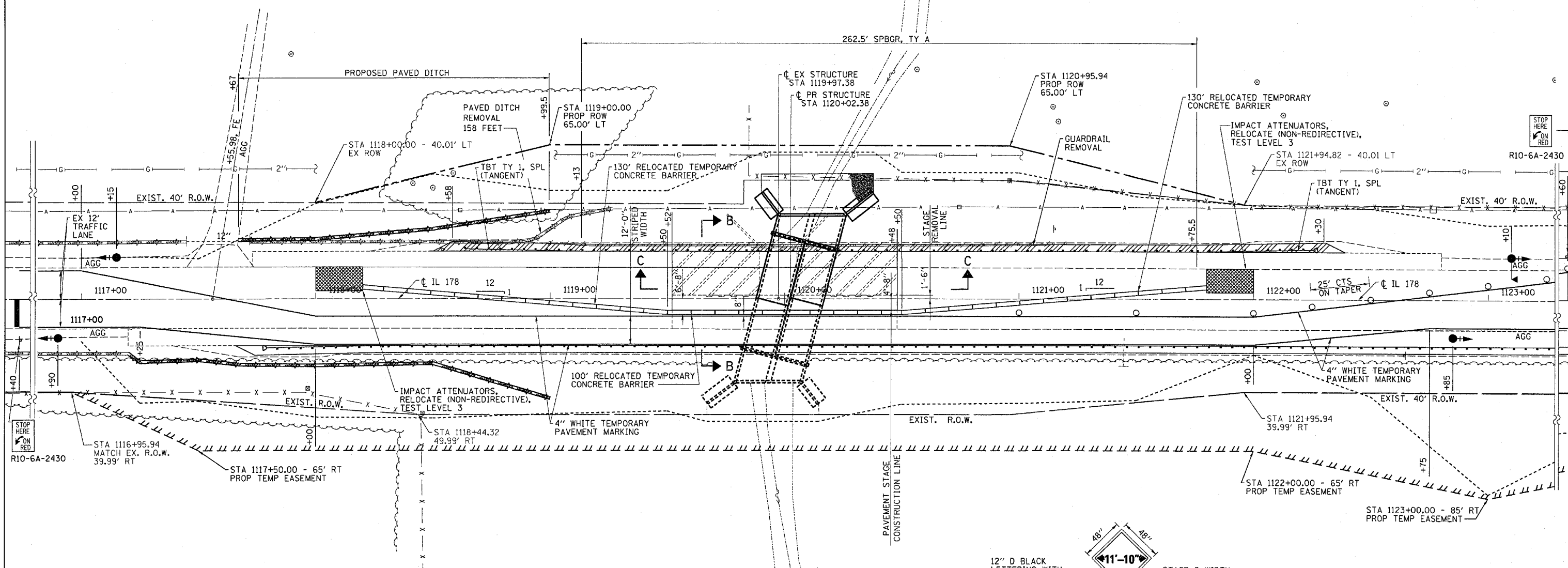
SCHEDULE OF QUANTITIES

| TEMPORARY CONCRETE BARRIER | STATION TO | STATION | FEET |
|----------------------------|------------|---------|-----------|
| | 1118+20 | 1121+80 | 360 |
| | | | TOTAL 360 |

IMPACT ATTENUATORS, RELOCATE (NON-REDIRECTIVE), TEST LEVEL 3 - 2 EACH

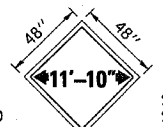
GENERAL NOTES

1. TRAFFIC CONTROL SHALL BE ERECTED AS SHOWN AND ACCORDING TO "TRAFFIC CONTROL AND PROTECTION, STANDARD 701321."
2. SEE SPECIAL PROVISIONS FOR ADDITIONAL TRAFFIC CONTROL REQUIREMENTS.
3. COORDINATE LOCATION OF SIGNALS WITH FINAL WORK AS DIRECTED BY THE ENGINEER.



LEGEND

- PAVEMENT REMOVAL
- HOT-MIX ASPHALT SHOULDERS, 6"
- DRUM WITH STEADY BURNING LIGHT AT 50' CTS UNLESS NOTED OTHERWISE
- TRAFFIC SIGNAL WITH BACKPLATE, SIGNAL DIRECTION INDICATED
- TC 26B MICROWAVE ON ARM



12" D BLACK LETTERING WITH ORANGE BACKGROUND
 STAGE 2 WIDTH SHALL BE MARKED 11'-10"

TO BE POST MOUNTED IN EACH DIRECTION BETWEEN THE ROAD CONSTRUCTION AHEAD AND SIGNAL AHEAD SIGNS REQUIRED FOR STD 701321.

THE ENGINEER WILL NOTIFY DISTRICT 3 BUREAU OF OPERATIONS 14 CALENDAR DAYS PRIOR TO INSTALLING ANY TRAFFIC CONTROL DEVICES THAT WILL RESTRICT THE PAVEMENT WIDTH. THE CONTRACTOR SHALL BE RESPONSIBLE FOR COORDINATING WITH THE ENGINEER TO MEET THIS REQUIREMENT.

ALL WORK NECESSARY TO IMPLEMENT AND ERECT THE WIDTH RESTRICTION SIGNS IS INCLUDED IN THE CONTRACT UNIT PRICE FOR STD. 701321

WIDTH RESTRICTION SIGN
 (REQUIRED FOR STAGE II ONLY)

STAGE II CONSTRUCTION
 FAS 1279 (IL 178)
 SECTION 1071
 LaSALLE COUNTY
 STATION 1120+02.38

ESCA
 CONSULTANTS, INC.

| | | |
|--------------|-----|-------|
| DESIGNED BY: | MTD | 01/06 |
| DRAWN BY: | HAG | 01/06 |
| CHECKED BY: | MTD | 05/06 |
| APPROVED BY: | RDP | 05/06 |