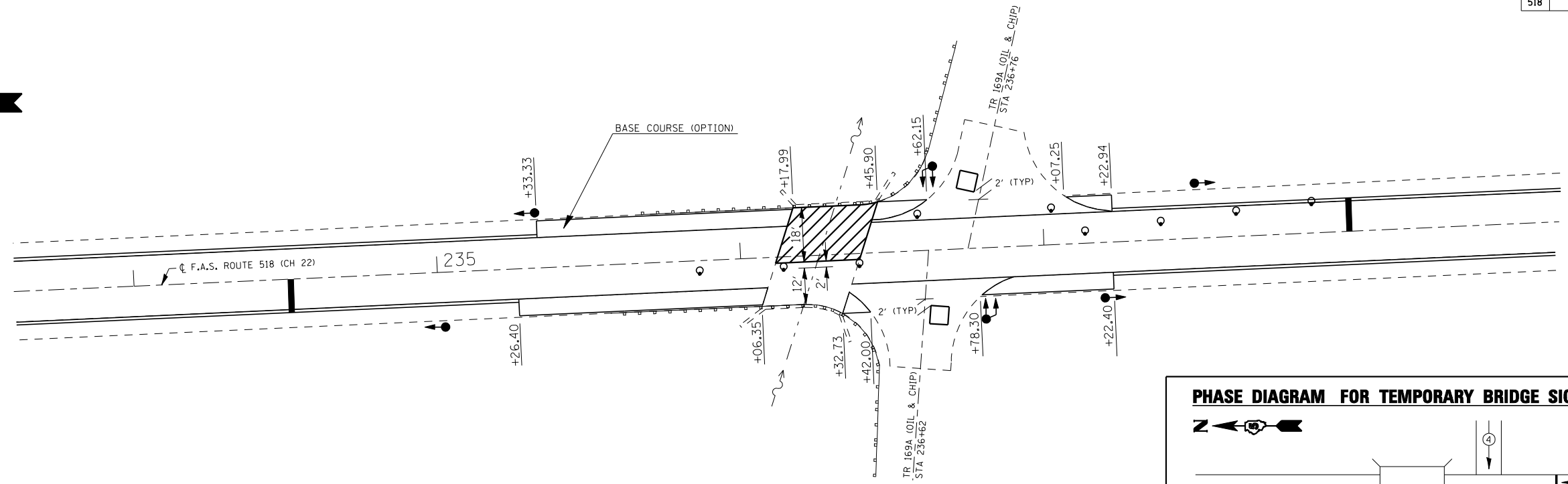
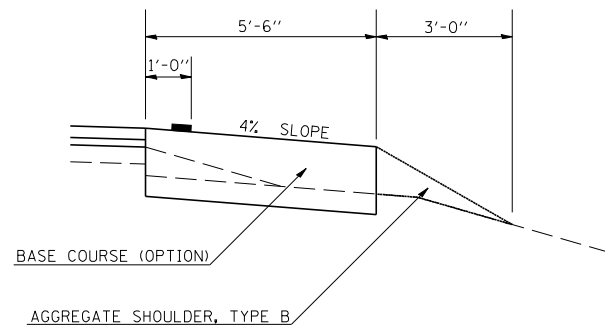


| F.A.S. RTE. | SECTION | COUNTY | TOTAL SHEETS | SHEET NO. |
|-------------|---------|-----------|--------------|-----------|
| 518 | (380)RS | CHAMPAIGN | 38 | 25 |

CONTRACT NO. 70587



**STAGE I CONSTRUCTION
SN 010-0095**

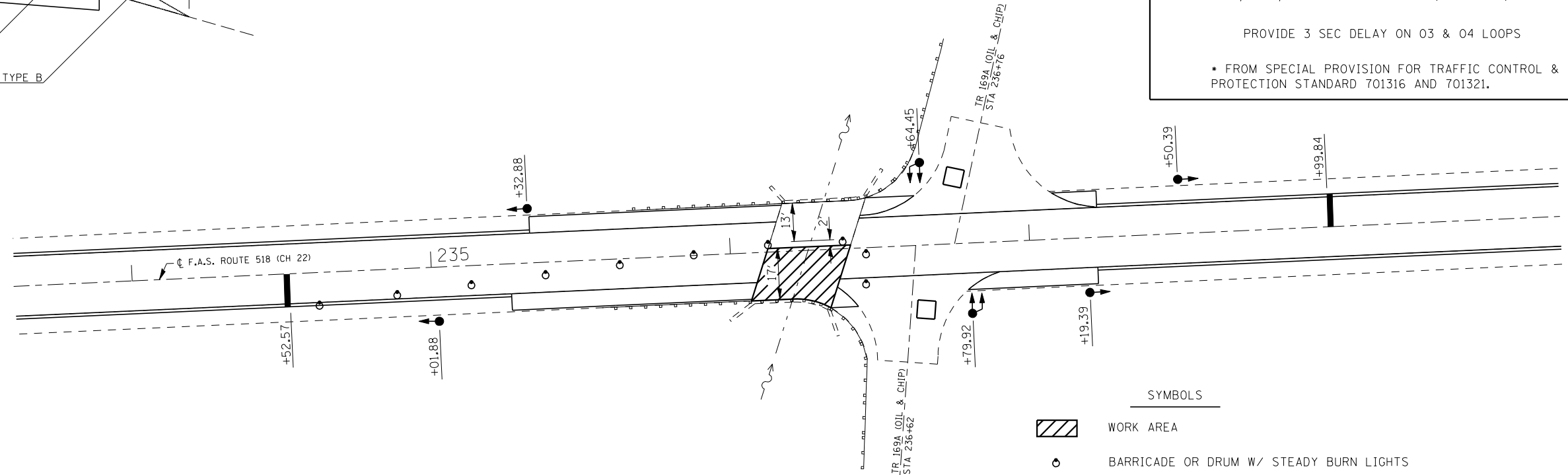


PHASE DIAGRAM FOR TEMPORARY BRIDGE SIGNALS

OL A = Ø1 W/TRAILING GREEN *, 3.5s YEL, 0.0s RED
 OL B = Ø2 W/TRAILING GREEN *, 3.5s YEL, 0.0s RED
 OL C = Ø3 + Ø4 W/TRAILING GREEN *, 3.5s YEL, 0.0s RED

PROVIDE 3 SEC DELAY ON Ø3 & Ø4 LOOPS

* FROM SPECIAL PROVISION FOR TRAFFIC CONTROL & PROTECTION STANDARD 701316 AND 701321.



**STAGE II CONSTRUCTION
SN 010-0095**

- SYMBOLS
- WORK AREA
 - BARRICADE OR DRUM W/ STEADY BURN LIGHTS
 - TRAFFIC SIGNAL
 - 24" STOP BAR
 - DETECTOR LOOP

NOTE:
TRAFFIC DETAILS NOT SHOWN ARE TO CONFORM WITH STANDARD 701316.

ILLINOIS DEPARTMENT OF TRANSPORTATION

SN 010-0095
 TRAFFIC CONTROL PLAN
 FOR STAGE CONSTRUCTION
 SHEET 3 OF 4

SCALE: VERT. _____
 HORIZ. _____
 DATE _____ DRAWN BY _____
 CHECKED BY _____