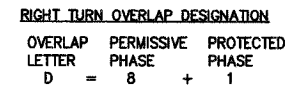
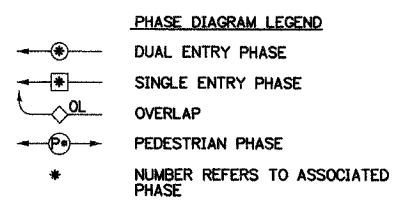
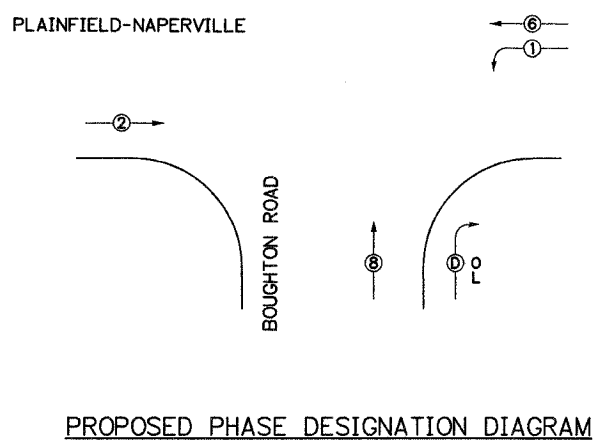
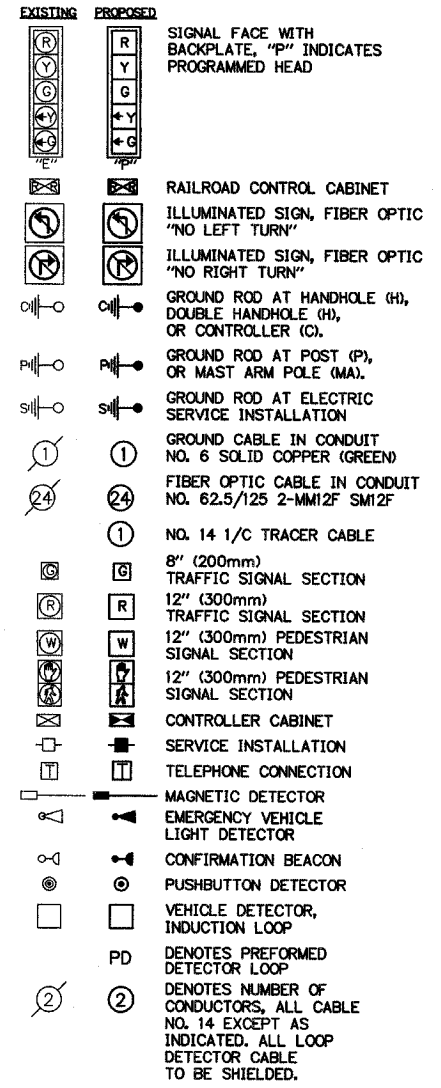


ROUTE NO.	SECTION	COUNTY	TOTAL SHEETS	SHEET NO.
FAU 2545	*	WILL	147	96A
FEDERAL DIST. NO. 7		ALTOUS	FED. AID PROJECT:	
* 98-00036-19-FP			CONTRACT NO. 83896	

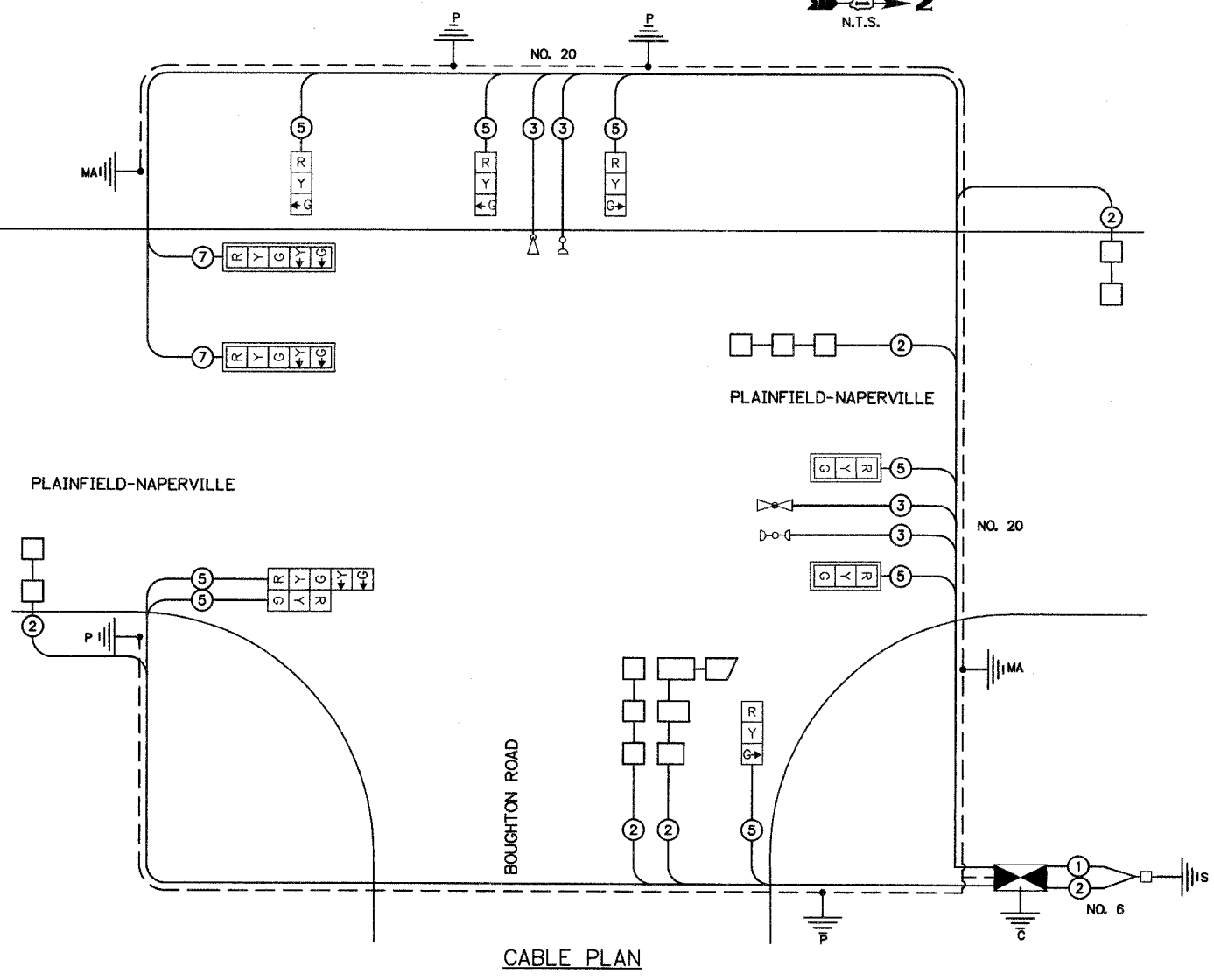
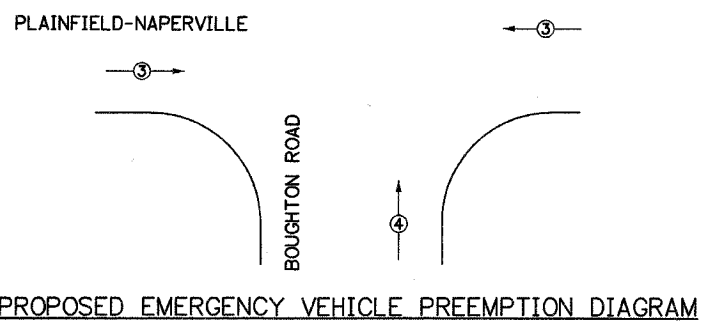


CABLE PLAN LEGEND



PROPOSED EMERGENCY VEHICLE PREEMPTORS

EMERGENCY VEHICLE PREEMPTORS	3	4
MOVEMENT	← →	↖ ↗



I.D.O.T. TRAFFIC SIGNAL INSTALLATION ELECTRICAL SERVICE REQUIREMENTS

TYPE	NO. OF LAMPS	INCANDESCENT	LED	% OPERATION	TOTAL WATTAGE
SIGNAL (RED)	10	135	17	0.50	85.0
(YELLOW)	10	135	25	0.25	62.5
(GREEN)	10	135	15	0.25	37.5
ARROW	10	135	12	0.10	12.0
PED. SIGNAL	0	90	25	1.00	0
CONTROLLER	1	100	100	1.00	100.0
ILLUM. SIGN	0	84	35	0.05	0.0
FLASHER	0		25	0.50	0.0
ENERGY COST TO:				TOTAL =	297.0

FOUNDATION (DEPTH)	FT (m)	CABLE SLACK	FT (m)	VERTICAL	FT. (m)
TYPE A - POST	4 (1.2)	HANDHOLE	6.5 (2.0)	ALL FOUNDATIONS	3.5 (1.0)
TYPE D-CONTROLLER	4 (1.2)	DOUBLE HANDHOLE	13 (4.0)	MAST ARM (L) POLE	20'+L = (6m+L)=
30", TYPE E	17.54 (5.3)	SIGNAL POST	2 (0.6)	BRACKET MOUNTED	13 (4.0)
36", TYPE E	15 (4.6)	CONTROLLER CAB.	1 (0.3)	PED. PUSHBUTTON	4 (1.2)
		FIBER OPTIC	13 (4.0)	ELECTRIC SERVICE	13.5 (4.1)
		ELECTRIC SERVICE	1 (0.3)	SERVICE TO GROUND	13.5 (4.1)
		GROUND CABLE	1 (0.3)	POST MOUNTED	6 (1.8)

WILL COUNTY DEPARTMENT OF HIGHWAYS

16841 WEST LARAWAY ROAD
JOLIET, ILLINOIS 60433

ENERGY SUPPLY: CONTACT: MR. DALE BALLINGER
PHONE: (815) 724-5717
COMPANY: COMMONWEALTH EDISON

WILL COUNTY DEPARTMENT OF HIGHWAYS

PLAINFIELD-NAPERVILLE ROAD (I.G.H. 14)
PROPOSED CABLE PLAN
BOUGHTON ROAD

McDonough Associates Inc. Engineers/Architects

DESIGNED BY: NKU
CHECKED BY: MT
DRAWN BY: NKU

SCALE: 1" = 20'

DRAWING ID: G:\20030023 - Plainfield-Naperville Road\dwg\TS 104th.dwg
PLOT DATE: 07/05/05 - 13:04