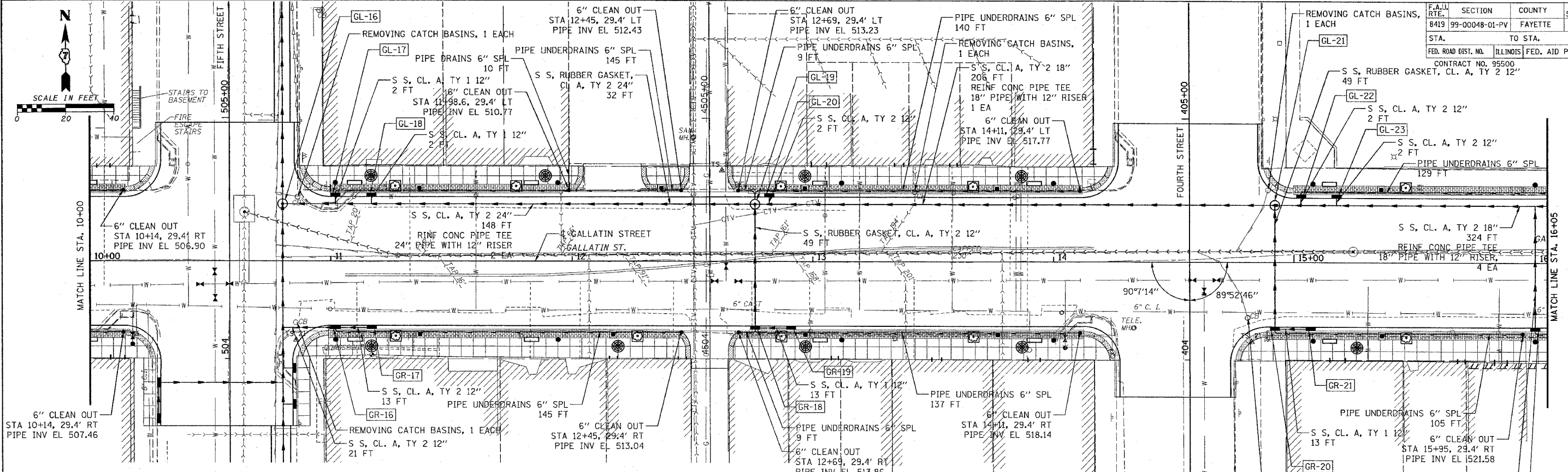


F.A.U. RTE.	SECTION	COUNTY	TOTAL SHEETS	SHEET NO.
8419	99-00048-01-PV	FAYETTE	142	50
STA.	TO STA.			
	ILLINOIS		FED. AID PROJECT	
CONTRACT NO. 95500				

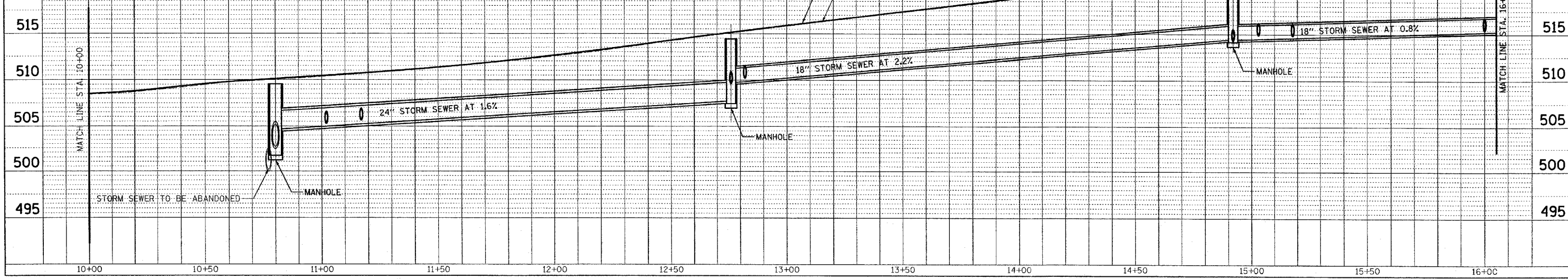
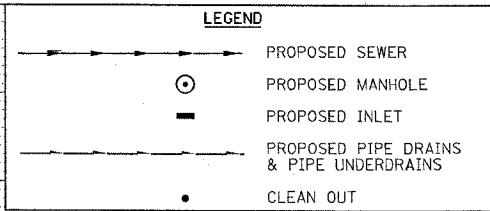


PLAN	SURVEYED	DATE
NOTE BOOK	ALIGNED	
NO.	CHECKED	
	BY	
	DATE	

PROFILE	SURVEYED	DATE
NOTE BOOK	PLOTTED	
NO.	CHECKED	
	BY	
	DATE	

NO.	STATION	OFFSET	DESCRIPTION	LID/GRATE ELEV.	PIPE INVERT ELEV.			
					NORTH	SOUTH	EAST	WEST
GL-16	10+80	23.75' LT.	RESTRICTED DEPTH MANHOLE, 5'-DIAMETER, TYPE 1 FRAME AND CLOSED LID	509.54	502.67	502.67	504.17	
GL-17	11+02	27.83' LT.	INLETS, TYPE A, TYPE 3V FRAME AND GRATE	509.43	505.43	505.43		
GR-16	11+02	27.83' RT.	RESTRICTED DEPTH INLET TYPE B, TYPE 3V FRAME AND GRATE	510.17	506.17	506.17	504.67	
GL-18	11+17	27.83' LT.	INLETS, TYPE A, TYPE 3V FRAME AND GRATE	509.77		505.77		
GR-17	11+17	27.83' RT.	INLETS, TYPE A, TYPE 3V FRAME AND GRATE	510.38			506.88	
GL-19	12+76	23.75' LT.	RESTRICTED DEPTH MANHOLE, 4'-DIAMETER, TYPE 1 FRAME AND CLOSED LID	514.44	509.24	509.24	509.24	507.24
GR-18	12+76	27.83' RT.	RESTRICTED DEPTH INLET TYPE B, TYPE 3V FRAME AND GRATE	514.81	511.31	511.31	511.31	
GL-20	12+82	27.83' LT.	INLETS, TYPE A, TYPE 3V FRAME AND GRATE	514.36		510.36		
GR-19	12+91	27.83' RT.	INLETS, TYPE A, TYPE 3V FRAME AND GRATE	515.26			511.76	
GL-21	14+92	23.75' LT.	MANHOLES, TYPE A, 4'-DIAMETER, TYPE 1 FRAME, CLOSED LID	520.67		514.40	514.40	513.90
GR-20	14+92	27.83' RT.	RESTRICTED DEPTH INLET TYPE B, TYPE 3V FRAME AND GRATE	520.86	517.86	517.86	517.86	
GL-22	15+03	27.83' LT.	INLETS, TYPE B, TYPE 3V FRAME AND GRATE	520.55	515.30	515.30		
GR-21	15+07	27.83' RT.	INLETS, TYPE A, TYPE 3V FRAME AND GRATE	521.03			518.03	
GL-23	15+18	27.83' LT.	INLETS, TYPE B, TYPE 3V FRAME AND GRATE	520.74		515.24		
GR-22	16+00	27.83' RT.	INLETS, TYPE A, TYPE 3V FRAME AND GRATE	522.39	518.89	518.89		

ABBREVIATIONS
 PIPE DRAINS X" SPL = PIPE DRAINS X" (SPECIAL)
 PIPE UNDERDRAINS X" SPL = PIPE UNDERDRAINS X" (SPECIAL)
 S S CL A, TY 1 = STORM SEWERS CLASS A, TYPE 1
 S S CL A, TY 2 = STORM SEWERS CLASS A, TYPE 2
 S S, RUBBER GASKET, CL A, TY 1 = STORM SEWERS, RUBBER GASKET, CLASS A, TYPE 1
 S S, RUBBER GASKET, CL A, TY 2 = STORM SEWERS, RUBBER GASKET, CLASS A, TYPE 2



CADD FILE: 14812/150/03/03.dgn
 PLOTTED: 01/23/2007

H.M. & G. NO. 4812