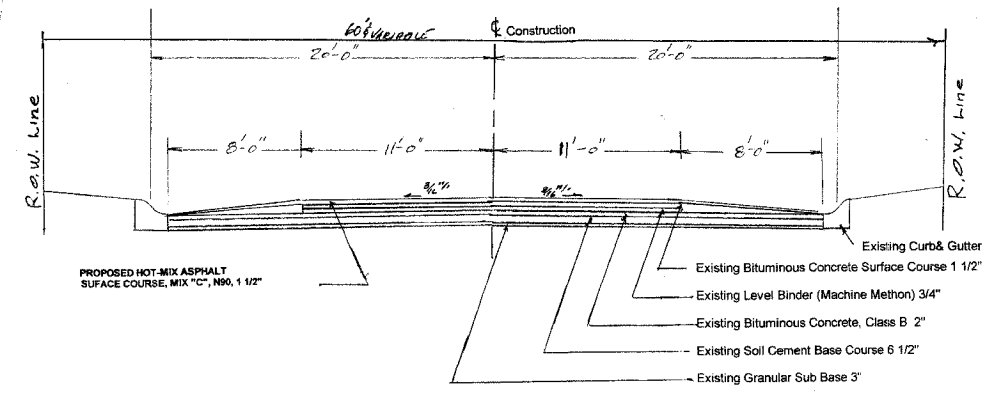
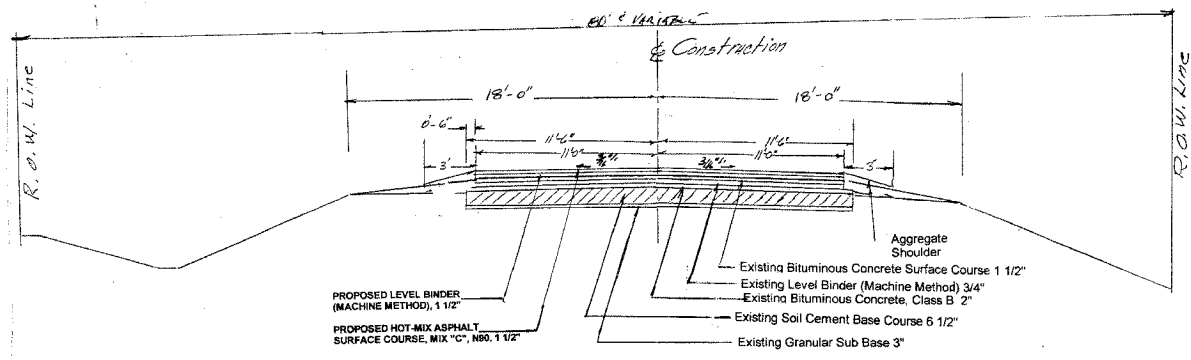


ROUTE	SECTION	COUNTY	TOTAL SHEETS	SHEET NO.
CH 30	03-00122-00-RS	MARION	4	3

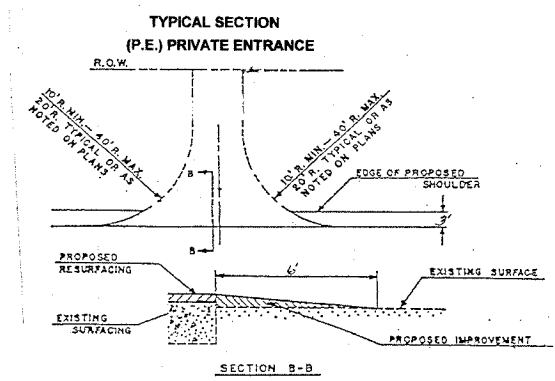
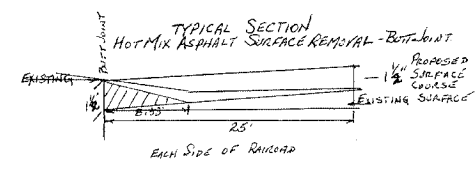
CONTRACT #97303



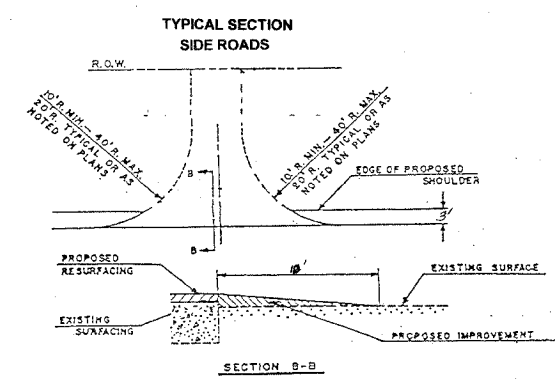
TYPICAL SECTION
STATION 103+00 TO STATION 118+40



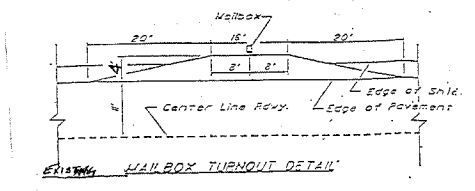
TYPICAL SECTION
STATION 10+22 TO STATION 103+00



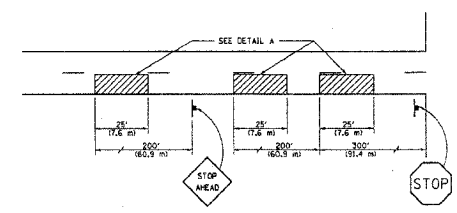
SECTION B-B



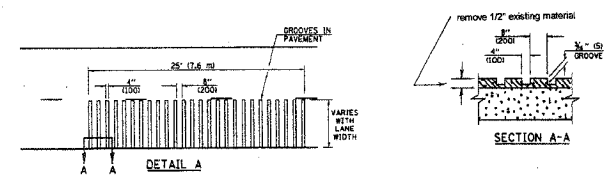
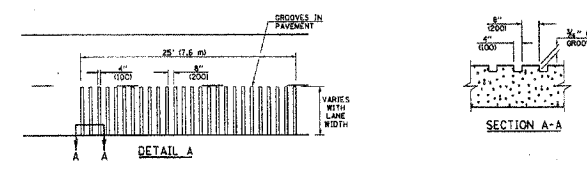
SECTION B-B



TYPICAL RUMBLE STRIP APPLICATION IN ADVANCE OF AN INTERSECTION



TYPICAL SECTION
OF
RUMBLE STRIP REMOVAL



GENERAL NOTES

1. ALL GROOVES SHALL BE CONSTRUCTED USING A 4" (100 mm) MILLING HEAD OR SERIES OF 4" (100 mm) MILLING HEADS CAPABLE OF CUTTING TO THE SPECIFIED DEPTH OR ANY VARIABLE DEPTH.
2. THIS WORK WILL BE MEASURED FOR PAYMENT PER EACH 25' (7.6 m) INDIVIDUAL RUMBLE STRIP APPLIED AND PAID FOR AT THE CONTRACT UNIT PRICE EACH FOR RUMBLE STRIP, WHICH PRICE SHALL INCLUDE ALL EQUIPMENT, MATERIAL, LABOR AND OTHER ITEMS REQUIRED TO INSTALL EACH INDIVIDUAL RUMBLE STRIP.

1. This work shall consist of the removal of the existing rumble strip by grinding or milling to the depth specified or any variable depth and replacing the ground or milled material with Hotmix Asphalt Surface Course.
2. This work will be measured for payment per each 25' (7.6 m) individual rumble strip removed and paid for at the Contract Unit Price for EACH RUMBLE STRIP REMOVAL, which price shall include all equipment, material labor and other items required to remove each individual rumble strip.