

F.A.U. RTE.	SECTION	COUNTY	TOTAL SHEETS	SHEET NO.
9306	04-00042-00-PV	MONROE	22	13
STA.	TO STA.			
PAVEMENT JOINT LAYOUT				
CONTRACT NO. 97304				
FEDERAL AID PROJECT				

GENERAL NOTES

REFER TO HIGHWAY STANDARD BLR-10 FOR ADDITIONAL DETAILS.
ALL LONGITUDINAL JOINTS ARE SPACED 11 FOOT APART UNLESS OTHERWISE NOTED.

ALL TRANSVERSE JOINTS ARE SPACED 12.5 FOOT APART UNLESS OTHERWISE NOTED.

ALL STUBS SHALL TYPICALLY BE 1' (MIN.).

LONGITUDINAL JOINT TIE BARS SHALL BE HELD IN THE PROPER POSITION BY SUPPORT PINS, PLACED BY APPROVED MECHANICAL MEANS, OR GROUTED-IN-PLACE. MANUAL PLACEMENT OF TIE BARS WILL NOT BE ALLOWED.

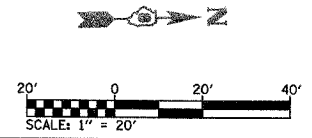
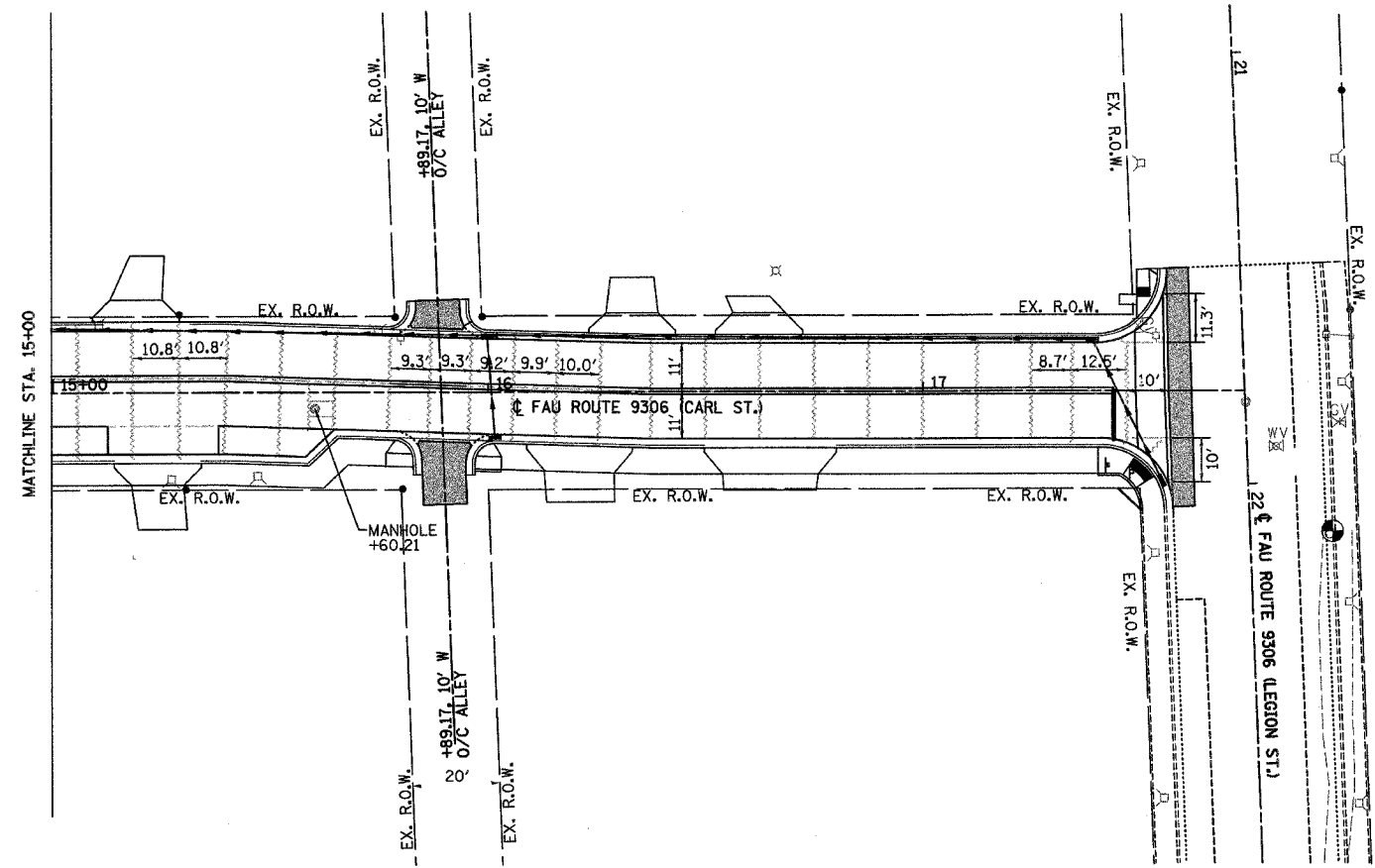
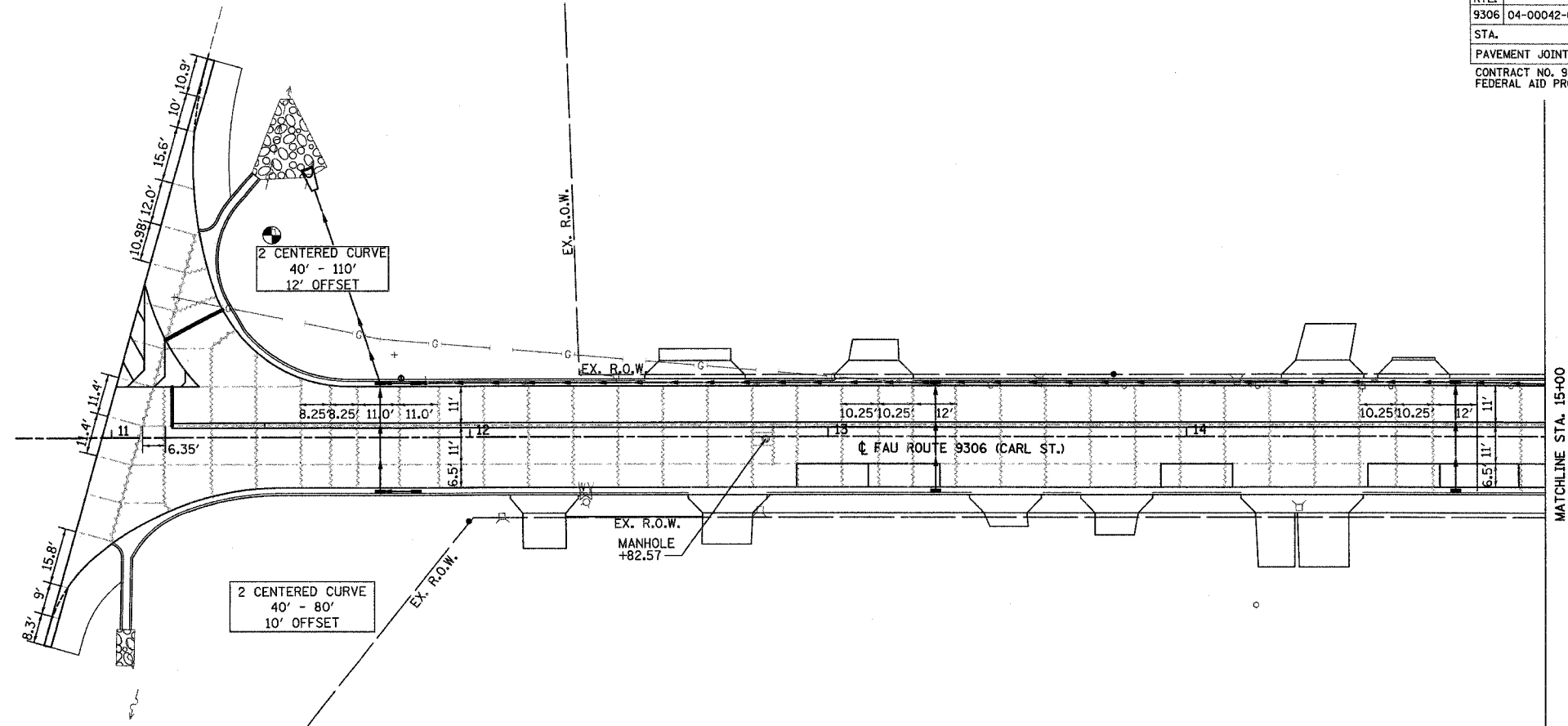
SAWED CONTRACTION JOINTS SHALL BE SEALED IN ACCORDANCE WITH ARTICLE 420.12 OF THE "STANDARD SPECIFICATIONS". ANY EXCESS MATERIAL ON THE PAVEMENT SURFACE SHALL BE REMOVED IMMEDIATELY AND THE SURFACE CLEANED TO THE SATISFACTION OF THE ENGINEER.

TIE TRANSVERSE CONSTRUCTION JOINTS, SAWED TRANSVERSE JOINTS, COMBINATION CURB AND GUTTER JOINT DETAILS, AND MANHOLE DETAILS SHALL BE IN ACCORDANCE WITH HIGHWAY STANDARD BLR-10. LONGITUDINAL SAWED JOINTS, LONGITUDINAL KEYED JOINTS, AND LONGITUDINAL CONSTRUCTION JOINTS SHALL BE IN ACCORDANCE WITH HIGHWAY STANDARD 420001.

----- LONGITUDINAL SAWED JOINT, LONGITUDINAL KEYED JOINT (SEE STANDARD 420001).

~~~~~ TRANSVERSE CONSTRUCTION JOINT (SEE STANDARD BLR-10).

~~~~~ SAWED TRANSVERSE JOINT (SEE STANDARD BLR-10)



| REVISIONS | |
|-----------|------|
| NAME | DATE |
| | |
| | |
| | |
| | |
| | |
| | |
| | |
| | |
| | |
| | |

CARL STREET
PAVEMENT JOINT
LAYOUT

PLT DATE = #DATE#
PLT NAME = #NAME#
PLT SCALE = #SCALE#
USER NAME = #USER#