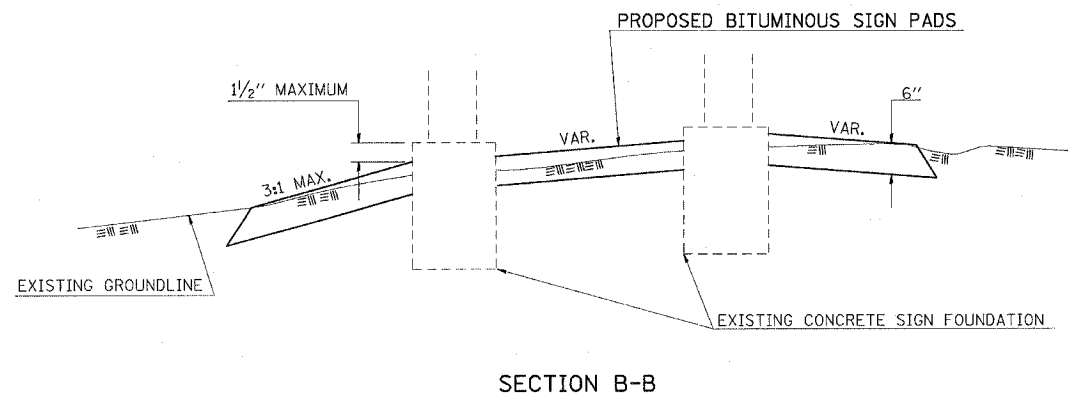
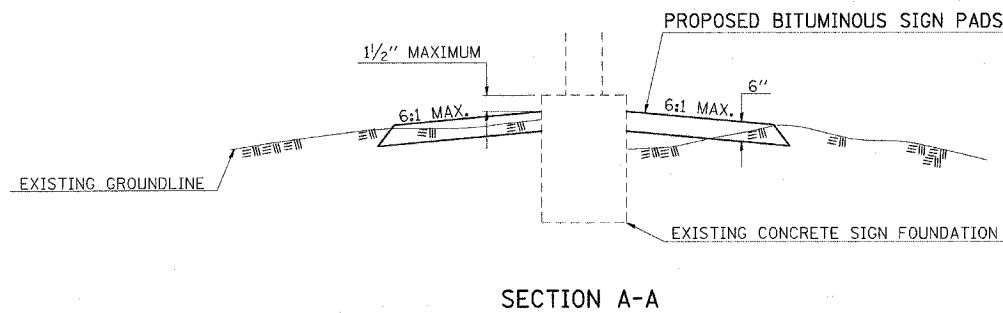
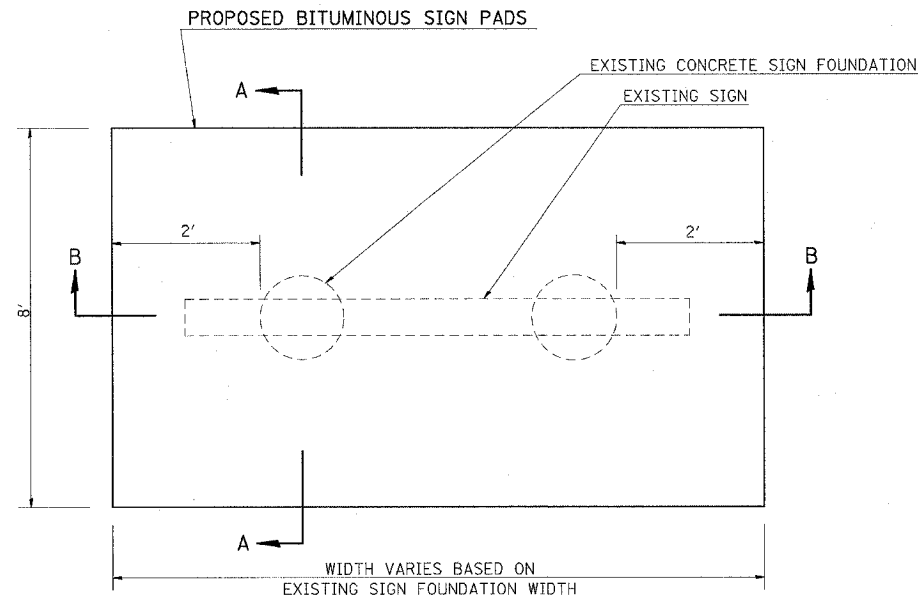
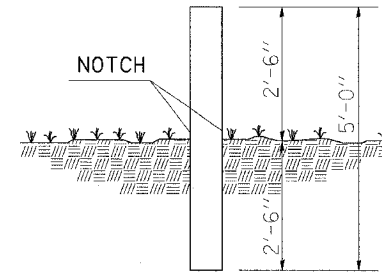
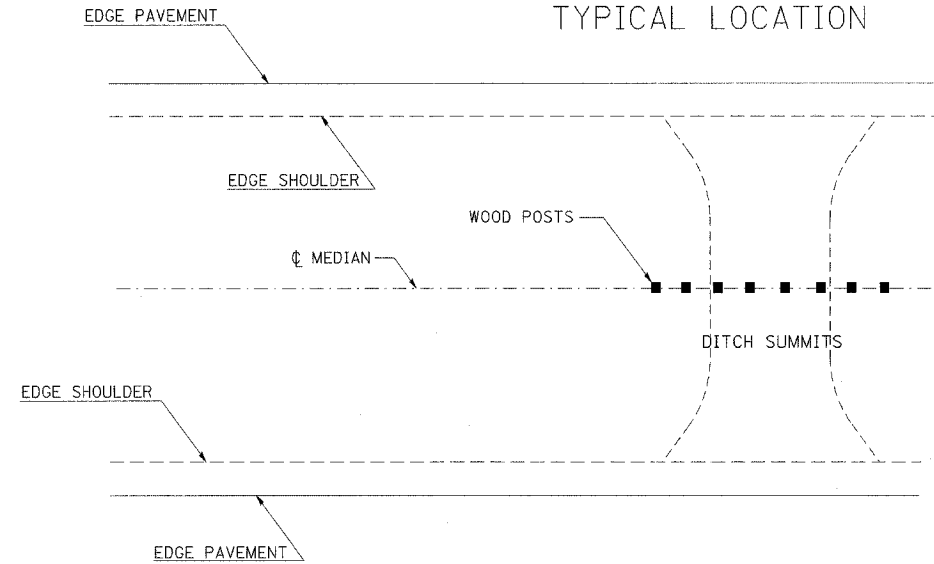


DETAIL OF BITUMINOUS SIGN PADS



WOOD POST DETAIL

TYPICAL LOCATION



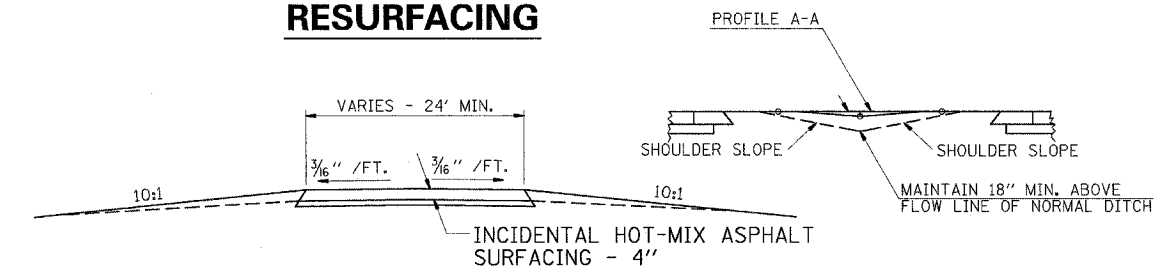
WOOD POST DETAIL

NOTES

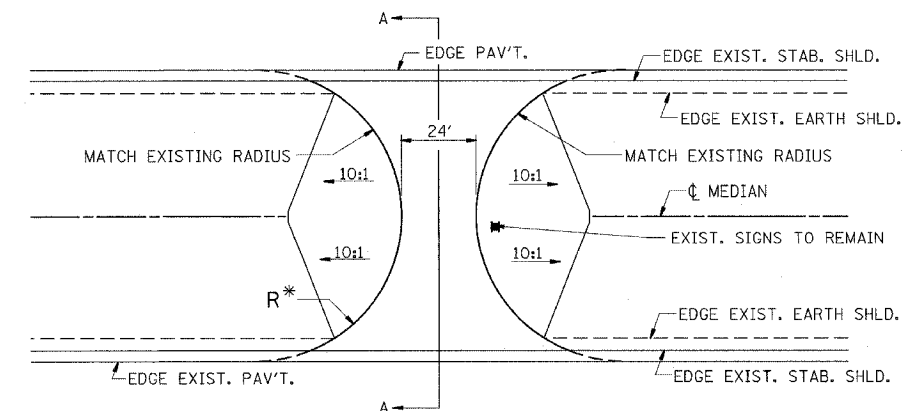
THE NUMBER OF WOOD POSTS AT EACH LOCATION SHALL BE AS SHOWN ON THE TABULATION, OR AS DIRECTED BY THE ENGINEER. THE POSTS SHALL BE SET ON 5' CENTERS.
 THE POSTS SHALL BE 4" X 4", OR 4" X 6". THE 6 INCH DIMENSION SHALL BE PARALLEL TO THE TRAFFIC LANES AND THE NOTCH SHALL BE PLACED ON THE SIDE TOWARD APPROACHING TRAFFIC.
 THE MATERIAL AND PRESERVATIVE TREATMENT FOR ALL POSTS SHALL CONFORM TO THE REQUIREMENTS OF SECTION 634 GUARD POST OF THE STANDARD SPECIFICATIONS FOR ROAD AND BRIDGE CONSTRUCTION.
 THIS WORK WILL PAID FOR AT THE CONTRACT UNIT PRICE PER EACH FOR **GUARD POST**, WHICH PRICE SHALL INCLUDE ALL MATERIAL, LABOR AND EQUIPMENT TO COMPLETE THE WORK.

TO BE USED:			
STATION	NO. OF WOOD POSTS	STATION	NO. OF WOOD POSTS
688+75	6	757+00	7
693+50	6	762+80	8
709+10	13	769+00	8
734+80	8	785+20	9
749+25	8	847+72	7
756+00	7		

DETAIL OF MEDIAN CROSSOVER RESURFACING



TO BE USED:
 STATION 720+13
 STATION 796+99
 STATION 923+48



NOTE:

THE PROPOSED CROSSOVER SURFACE SHALL BE BUTTED TO THE EDGE OF THE RESURFACED STABILIZED SHOULDER.

EARTHWORK SHALL BE COMPACTED TO THE SATISFACTION OF THE ENGINEER.

STD 9-55 MODIFIED

PLOT DATE = 3/21/2007
 FILE NAME = c:\projects\994683\d994683.dwg
 PLOT SCALE = 50.0000 / 1 IN.
 USER NAME = thomasr