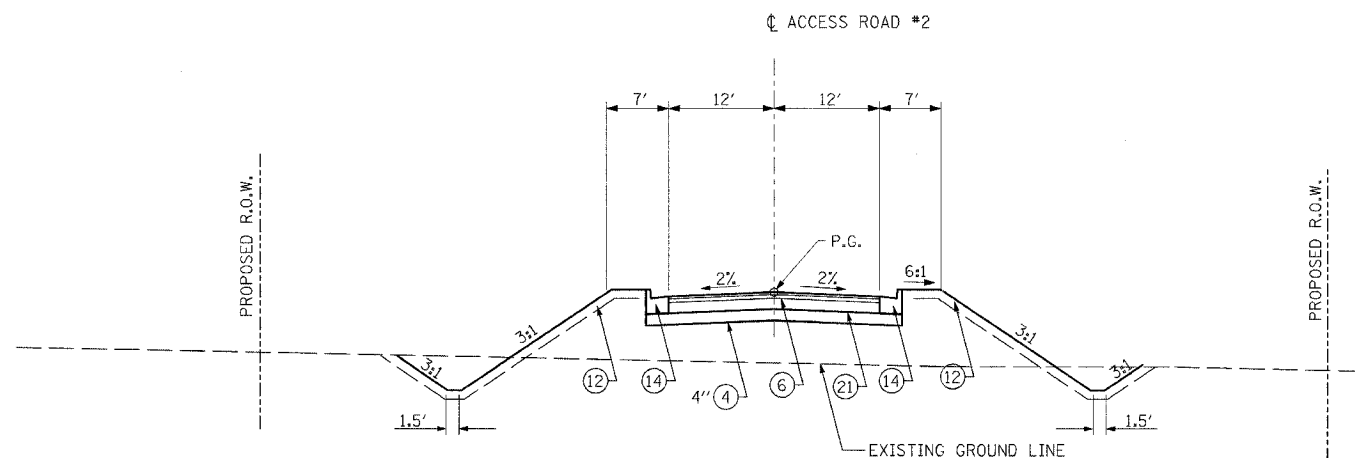


F.A.I. RTE.	SECTION	COUNTY	TOTAL SHEETS	SHEET NO.
57/64	(41-3)HBK	JEFFERSON	518	058
STA.	TO STA.			
FED. ROAD DIST. NO.	ILLINOIS	FED. AID PROJECT		
CONTRACT NO. 98963				

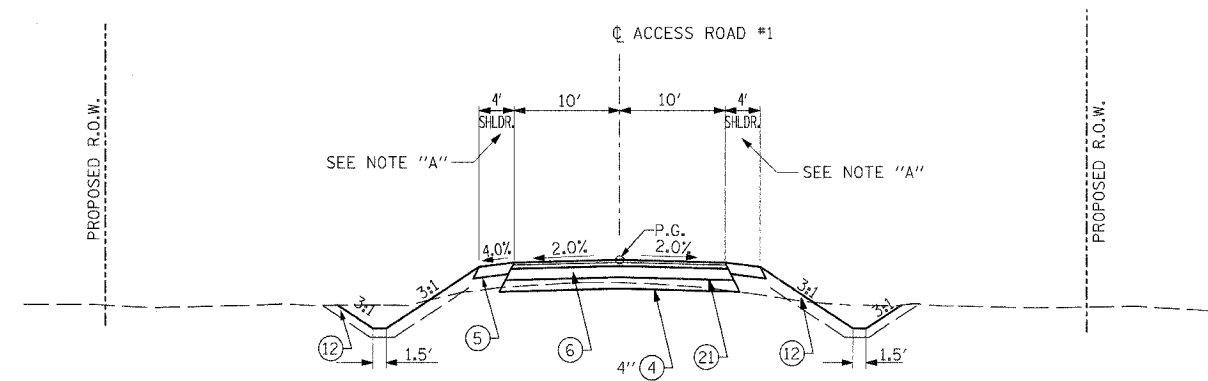
LEGEND:

- ① PORTLAND CEMENT CONCRETE PAVEMENT, JOINTED 9 1/2"
 - ② SUB-BASE GRANULAR MATERIAL, TYPE A 12 1/2"
 - ③ AGGREGATE SURFACE COURSE, TYPE A 8"
 - ④ AGGREGATE BASE COURSE, TYPE A
 - ⑤ AGGREGATE SHOULDERS TYPE B, 6"
 - ⑥ HOT MIX ASPHALT PAVEMENT (FULL-DEPTH), 12 1/4"
 - ⑦ HOT MIX ASPHALT SURFACE CSE. "MIX D", N50 1 3/4"
 - ⑧ HOT MIX ASPHALT BINDER CSE. IL-19.0, N50 2 1/2"
 - ⑨ HOT MIX ASPHALT SHOULDERS, 8"
 - ⑩ LIME MODIFIED SOIL, 12"
 - ⑪ PORTLAND CEMENT CONCRETE SIDEWALK, 4"
 - ⑫ TOPSOIL FURNISH AND PLACE, 4"
 - ⑬ COMBINATION CONCRETE CURB & GUTTER, TYPE B-6.24
 - ⑭ COMBINATION CONCRETE CURB & GUTTER, TYPE B-6.18
 - ⑮ COMBINATION CONCRETE CURB & GUTTER, TYPE B-6.12
 - ⑯ COMBINATION CONCRETE CURB & GUTTER, TYPE B-6.06
 - ⑰ CONCRETE MEDIAN, TYPE SB-6
 - ⑱ CONCRETE MEDIAN SURFACE, 4"
 - ⑲ NO. 6 EPOXY COATED TIE BARS IN ACCORDANCE WITH STANDARD 420101, SECTION 420 OF THE STANDARD SPECIFICATIONS AND THE FOLLOWING TABLE:
- | LONGITUDINAL JOINT TYPE | BAR SIZE | SPACING |
|-------------------------|----------|---------|
| SAWED CONSTRUCTION | NO. 6 | 30" |
| | NO. 6 | 24" |
- ⑳ NO. 6 EPOXY COATED TIE BARS AT 24" CENTERS IN ACCORDANCE WITH STANDARD 606001
 - ㉑ BITUMINOUS MATERIALS (PRIME COAT)
 - ㉒ PAVEMENT MARKINGS (SEE PAVEMENT MARKING PLANS FOR TYPE AND LOCATIONS)
 - ㉓ HOT MIX ASPHALT SURFACE REMOVAL, VARIABLE DEPTH
 - ㉔ LEVELING BINDER, (MACHINE METHOD), N50 2 1/4"
 - ㉕ PORTLAND CEMENT CONCRETE PAVEMENT JOINTED 8 1/2" (UNREINFORCED)
 - ㉖ BITUMINOUS SURFACE TREATMENT, CLASS A-3
 - ㉗ PAVEMENT FABRIC

NOTE:
DOWEL AND TIES BARS SHALL NOT BE PAID FOR SEPARATELY BUT SHALL BE INCLUDED IN THE COST OF CONCRETE PAVEMENT AND/OR CONCRETE CURB AND GUTTER.

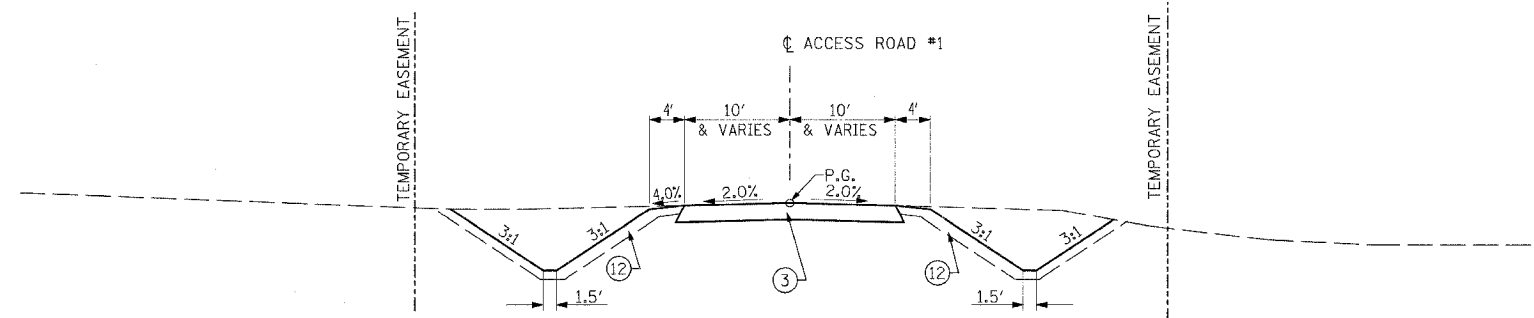


ACCESS ROAD #2
 STA. 20+00.00 TO STA. 21+60.00
 STA. 21+60.00, 60' LT. TO STA. 22+12.83, 12' LT. TRANSITION FROM -2% TO -1.2%
 STA. 21+60.00, 60' RT. TO STA. 22+12.83, 12' RT. TRANSITION FROM -2% TO -1.2%



ACCESS ROAD #1
 STA. 15+38.00 TO STA. 16+82.96

NOTE A:
 BEGIN CONC. CURB AND GUTTER B-6.18
 LT. STA. 15+96.27
 BEGIN CONC. CURB AND GUTTER B-6.18
 RT. STA. 16+41.88
 (SEE PLAN DETAILS)



ACCESS ROAD #1
 STA. 8+15.94 TO STA. 15+38.00 AS SHOWN
 STA. 5+40.82 TO STA. 8+15.94 VARIES FROM 11.5' WIDE TO 20.0' WIDE

REVISIONS	
NAME	DATE

ILLINOIS DEPARTMENT OF TRANSPORTATION
TYPICAL SECTIONS
ACCESS ROADS #1 & #2
VETERANS MEMORIAL DRIVE
INTERCHANGE
SECTION (41-3)HBK
 SCALE: NO SCALE
 DATE 3-22-07
 DRAWN BY RLT
 CHECKED BY MTM

LAYOUT	RLT	02/26/04
DRAWN	JEC	04/22/04
REVIEWED	MTM	03/22/07