CONTRACT NO. 98963

| F.A.I. RTE. | SECTION | COUNTY | TOTAL SHEETS | SHEET NO. |
|---|---|---|---|---|
| 57/64 | (41-3)HBK | JEFFERSON | 518 | 246 |
| STA. | | TO STA. | | |
| FED. ROAD DIST. NO. | ILLINOIS | FED. AID PROJECT | | |

SIGN NO. 7
STA 674+00 RT ℄ I57/I64

9.0" Radius, 2.0" Border, White on Green;
"EXIT" E Mod 2K; "95" E Mod 2K;
9.0" Radius, 2.0" Border, White on Green;
"Veterans" E Mod 2K; "Memorial Dr" E Mod 2K; "1/2" E Mod 2K; "MILE" E Mod 2K;
Table of letter and object lefts.

| | | | | | | | | | | | | | | |
|---|---|---|---|---|---|---|---|---|---|---|---|---|---|---|
| E | X | I | T | 9 | S | | | | | | | | | |
| 95.8 | 104.5 | 115.4 | 119.1 | 141.5 | 156.9 | | | | | | | | | |
| V | e | t | e | r | a | n | s | | | | | | | |
| 37.3 | 54.4 | 68.1 | 80.1 | 95.6 | 106.0 | 123.0 | 138.3 | | | | | | | |
| M | e | m | o | r | i | a | l | D | r | | | | | |
| 15.6 | 34.5 | 50.0 | 72.6 | 88.5 | 100.3 | 108.5 | 125.4 | 144.6 | 162.4 | | | | | |
| 1/2 | M | I | L | E | | | | | | | | | | |
| 58.4 | 94.4 | 106.4 | 111.3 | 120.3 | | | | | | | | | | |

SIGN NO. 9
STA 690+00 RT ℄ I57/I64

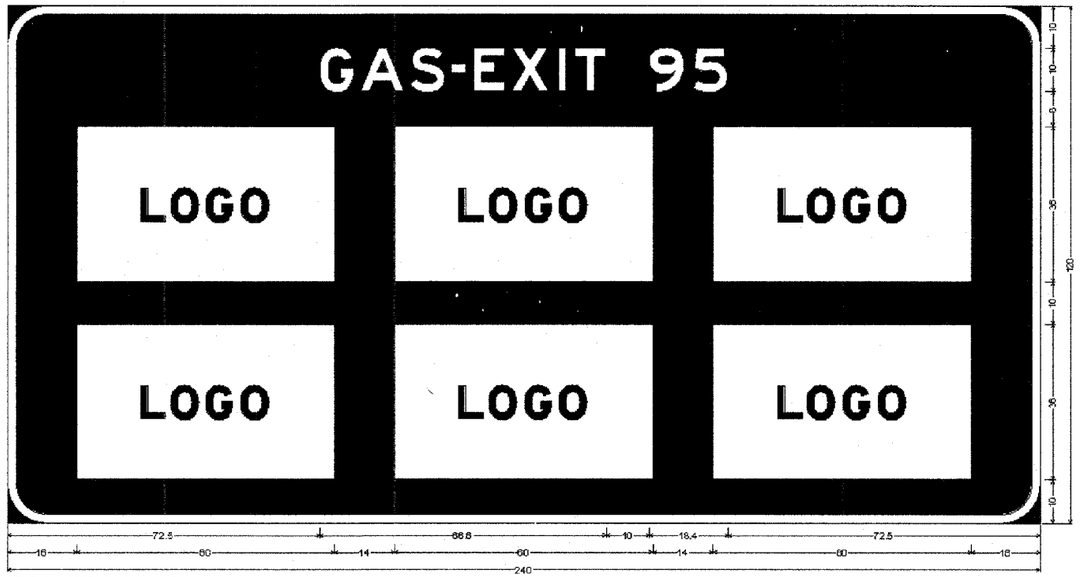


9.0" Radius, 2.0" Border, White on Blue;
"GAS-EXIT 95" E Mod 2K;
Table of letter and object lefts.

| | | | | | | | | | | | | | | |
|---|---|---|---|---|---|---|---|---|---|---|---|---|---|---|
| G | A | S | - | E | X | I | T | 9 | S | | | | | |
| 72.5 | 82.0 | 93.6 | 103.1 | 108.4 | 117.1 | 128.0 | 131.8 | 149.1 | 159.4 | | | | | |
| □ | □ | □ | | | | | | | | | | | | |
| 16.0 | 90.0 | 164.0 | | | | | | | | | | | | |
| □ | □ | □ | | | | | | | | | | | | |
| 16.0 | 90.0 | 164.0 | | | | | | | | | | | | |

SIGN NO. 9A
STA 690+00 RT ℄ I57/I64




6.0" Radius, 1.0" Border, White on Blue;
"SECOND RIGHT" E Mod 2K;
Table of letter and object lefts.

| | | | | | | | | | | | | | | |
|---|---|---|---|---|---|---|---|---|---|---|---|---|---|---|
| S | E | C | O | N | D | R | I | G | H | T | | | | |
| 34.1 | 44.8 | 53.8 | 63.8 | 74.5 | 85.4 | 103.5 | 113.8 | 118.1 | 128.6 | 138.5 | | | | |

DETAIL
SIGN #7

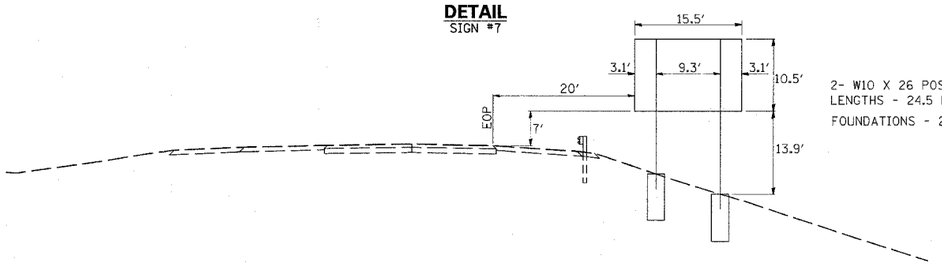


2- W10 X 26 POSTS
LENGTHS - 24.5 FT, 27.4 FT
FOUNDATIONS - 2.5' DIA., 7' DEEP, 1.41 CU YD EACH

DETAIL
SIGN #9 AND #9A

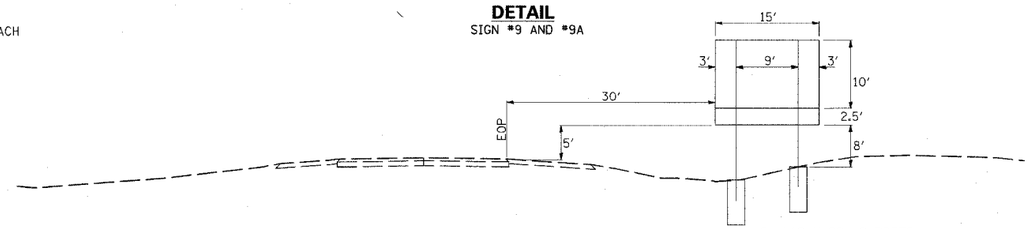


2- W10 X 22 2 POSTS
LENGTHS - 23.4 FT, 21.4 FT
FOUNDATIONS - 2.5' DIA., 6.5" DEEP, 1.18 CU YD EACH

PLOT DATE = 03\22\2007, 02:33 PM
FILE NAME = I:\98jobs\98s2019A\IDOT RAMPS\revised.m32
PLOT SCALE = 50.0000 ' / IN.
USER NAME = RLT