


























**REMOVAL NOTES:**

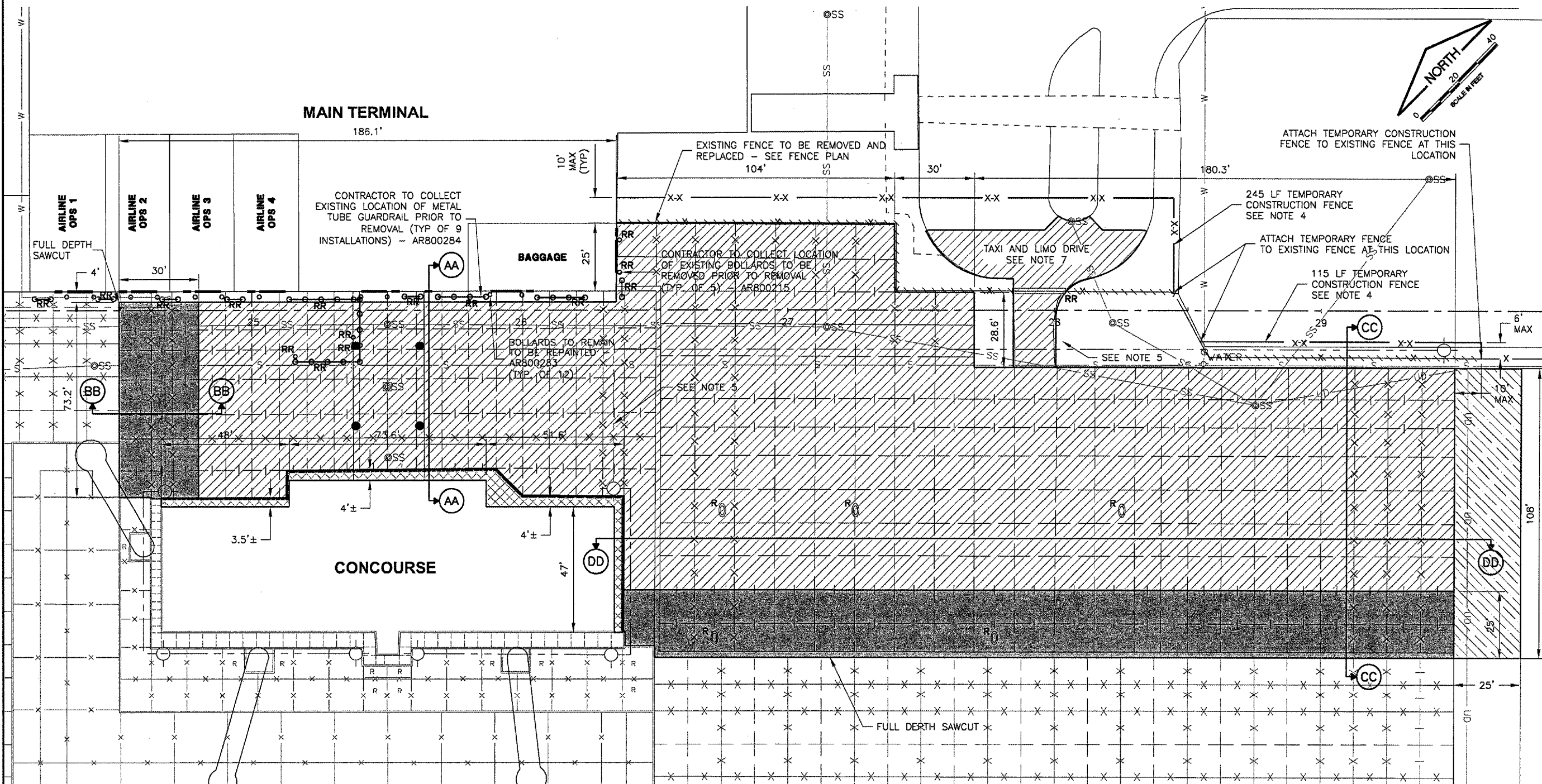
1. SEE PAVEMENT REMOVAL DETAILS SHEET 1 FOR PAVEMENT REMOVAL DETAILS.
2. SEE PAVEMENT REMOVAL DETAILS SHEET 2 FOR EXISTING JOINTING DETAILS.
3. EXISTING KEYED JOINTS WERE CONSTRUCTED USING METAL KEYWAY LINER. SEE DETAILS ON PAVEMENT REMOVAL DETAILS SHEET 3.
4. TEMPORARY FENCE SHALL BE INSTALLED PRIOR TO THE REMOVAL OF THE EXISTING FENCE, SEE FENCING PLAN.
5. EXISTING ELECTRIC LINE TO APRON LIGHTS IS IN 1" CONCRETE ENCASED DUCT. TOP OF DUCT 24"± FROM TOP OF PAVEMENT.
6. A FULL DEPTH SAWCUT THROUGH THE REMOVAL DEPTH IS REQUIRED WHERE PAVEMENT WILL BE REMOVED ADJACENT TO PAVEMENT THAT IS TO REMAIN.
7. SEE DETAIL ON TAXI AND LIMO DRIVE REPLACEMENT SHEET.
8. EXISTING WHEEL STOPS TO BE REMOVED AND DISPOSED OF OFF SITE BY THE CONTRACTOR. NEW WHEEL STOPS TO BE PROVIDED AND INSTALLED AT LOCATIONS DESIGNATED BY THE RESIDENT ENGINEER.
9. EXISTING BOLLARDS NOT REMOVED WILL BE REPAINTED IN PLACE.

**PAVEMENT LEGEND**

-  REMOVE 8" & VARIABLE PCC AND 4" ATPS (AR501908 AND AR302900)
-  REMOVE PCC SIDEWALK & CONCRETE CURB (AR501690 AND AR754900)
-  REMOVE 4" & VARIABLE BITUMINOUS TRANSITION, 8" & VARIABLE PCC, AND 4" ATPS (AR401900, AR501908, AND AR302900)
-  REMOVE 2"± BITUMINOUS SURFACE AND 8" CRUSHED AGGREGATE BASE COURSE (AR401900 AND AR152410)

**REMOVALS LEGEND**

-  STAKE MOUNTED TAXIWAY LIGHT
-  BASE MOUNTED TAXIWAY LIGHT
-  TAXI GUIDANCE SIGN
-  GROUND ROD
-  MANHOLE
-  APRON LIGHT
-  WATER VALVE
-  FIRE HYDRANT
-  BUILDING COLUMN TO BE PROTECTED
-  EXISTING UNDERDRAIN
-  EXISTING FENCE
-  TEMPORARY CLASS E FENCE
-  EXISTING ELECTRIC CABLE
-  EXISTING STORM DRAIN
-  EXISTING WATER
-  EXISTING SANITARY SEWER
-  ITEM TO BE REMOVED
-  ITEM TO BE REMOVED & REPLACED OR REINSTALLED
-  ITEM TO BE ADJUSTED
-  EXISTING GUARDRAIL
-  EXISTING BOLLARD



K:\Champaign\030590302 Apron Rehab 2\Drawings  
 FILE: EXCONAPR.dwg  
 UPDATE BY: Sean Smith  
 PLOT DATE: 4/28/2007 4:07 PM  
 baselines  
 CMIBaseEOPDEL  
 TerminalDoors  
 Exist\_Cond

**REVISIONS**

NUMBER	BY	DATE

0 1 2  
 THIS BAR IS EQUAL TO 2"  
 AT FULL SCALE (34x22).

UNIVERSITY OF ILLINOIS  
 WILLARD AIRPORT

REHABILITATE AIR CARRIER RAMP, PHASE 2  
 EXISTING CONDITIONS &  
 REMOVALS - APRON

© Copyright CMT, Inc.

**CMT**  
 CRAWFORD, MURPHY & TILLY, INC.  
 CONSULTING ENGINEERS  
 License No. 804-000610

DESIGN BY: SMS  
 DRAWN BY: CMT  
 CHECKED BY: *smg*  
 APPROVED BY: *smg*  
 DATE: 4/27/2007  
 JOB No: 0305903  
 CMI-3663  
 3-17-0016-XX  
 SHEET 11 OF 49 SHEETS