


JOINTING LEGEND

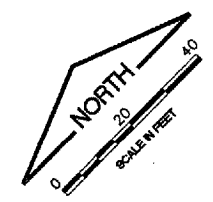
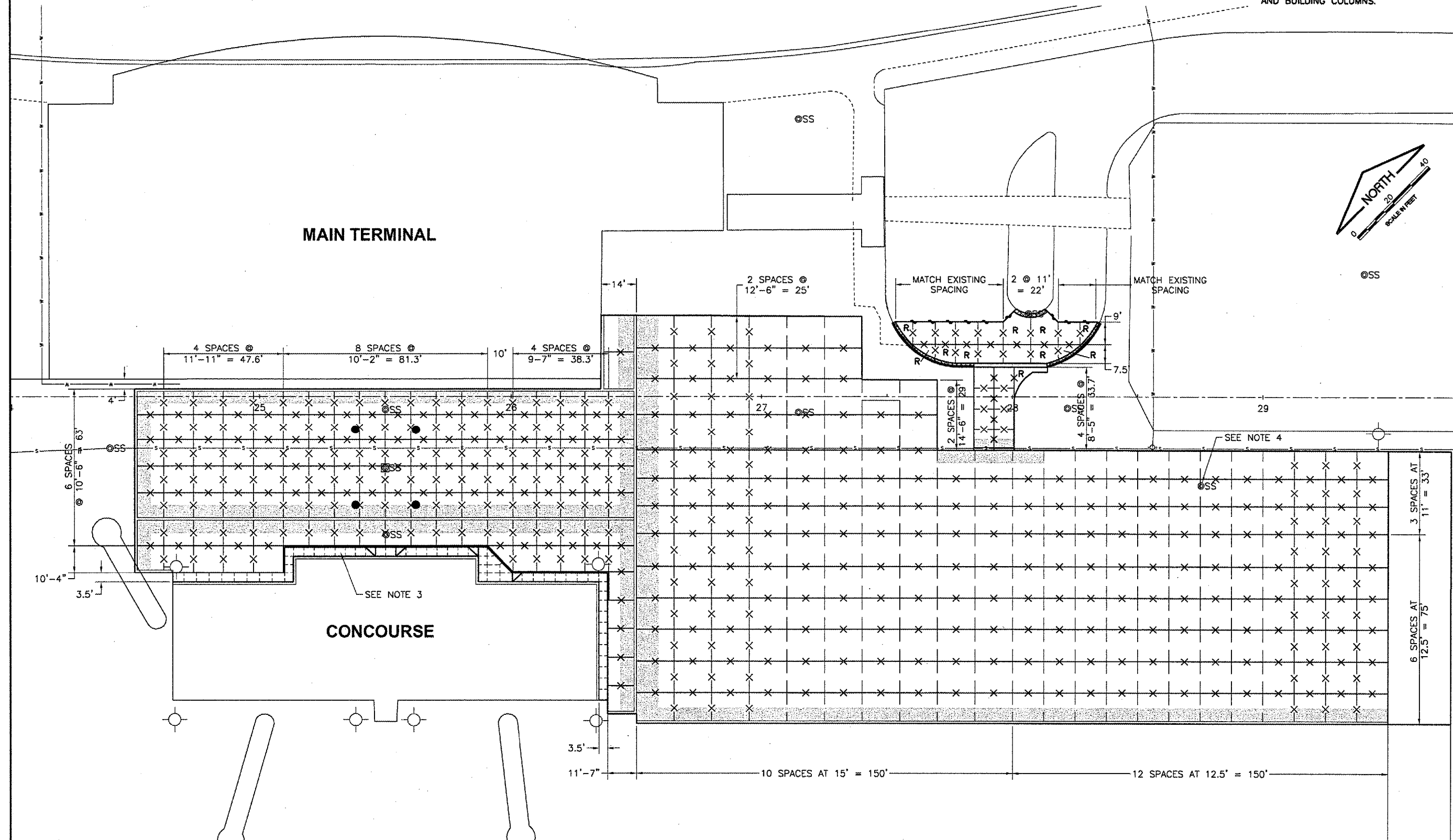
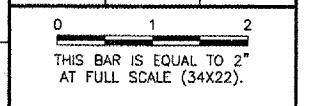
- X—X—X—X— TYPE F DOWELED CONTRACTION JOINT
- X—X—X—X— TYPE D DOWELED CONSTRUCTION JOINT
- — — — — TYPE H DUMMY CONTRACTION JOINT
- ==== TYPE B EXPANSION JOINT
- — — — — TYPE S SPECIAL JOINT
- R** ODD SHAPED PANEL REINFORCEMENT
-  THICKENED EDGE PAVEMENT; THICKENED EDGE ACCORDING TO TYPE B THICKENED EDGE EXPANSION JOINT ON THE JOINTING DETAILS SHEET.

NOTES:

1. TYPE D & F JOINTS MAY BE USED INTERCHANGEABLY DEPENDING ON THE CONTRACTOR'S PAVING PLAN.
2. CONTRACTOR TO SUBMIT PAVING PLAN TO ENGINEER PRIOR TO PAVING. PLAN SHALL SHOW PAVING LANES AND STEEL SCHEDULE.
3. SEE SIDEWALK PLAN FOR SIDEWALK JOINT SPACING AND CURB PLAN.
4. SEE IN-PAVEMENT STRUCTURE AND MANHOLE ADJUSTMENT DETAILS FOR REQUIREMENTS WHEN PAVING AROUND IN-PAVEMENT MANHOLES, LIGHT BASES AND BUILDING COLUMNS.

K:\Champaign\030590302 Apron Rehab 2\Draw\JOINTAPR.dwg
 FILE: JOINTAPR.dwg
 UPDATE BY: Sean Smith
 PLOT DATE: 4/28/2007 4:09 PM
 CMI\Bose\POEL
 baselines
 Jointing-Plan-Phase-2
 Proj\Improvements
 Exist_Cond

| REVISIONS | | |
|-----------|----|------|
| NUMBER | BY | DATE |
| | | |
| | | |
| | | |




**UNIVERSITY OF ILLINOIS
 WILLARD AIRPORT**

REHABILITATE AIR CARRIER RAMP, PHASE 2

JOINTING PLAN - APRON

© Copyright CMT, Inc.



CMT
 CRAWFORD, MURPHY & TILLY, INC.
 CONSULTING ENGINEERS
 License No. 184-000619

| | |
|--------------------------|------------|
| DESIGN BY: | SMS |
| DRAWN BY: | CMT |
| CHECKED BY: | <i>SMS</i> |
| APPROVED BY: | <i>SMS</i> |
| DATE: | 4/27/2007 |
| JOB No: | 0305903 |
| CMI-3663 3-17-0016-XX | |
| SHEET 21 OF 49 SHEETS | |