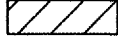



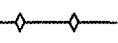





- LEGEND**
-  PHASE 1 CONSTRUCTION (EQUIPMENT HEIGHT 25')
 -  PHASE 2 CONSTRUCTION AREA (EQUIPMENT HEIGHT 25')
 -  CONTRACTOR'S ACCESS/HAUL ROAD
 -  CLOSED RUNWAY MARKER (SEE DETAIL)
 -  TYPE 2 BARRICADES WITH FLASHING YELLOW LIGHTS AND CONSTRUCTION FENCING
 -  AIRCRAFT MOVEMENT OPERATIONS
 -  AIR OPERATIONS AREA (A.O.A.)
 -  CONSTRUCTION LIMITS

WH006



Whiteside County **AIRPORT**
JOSEPH H. BITTORF FIELD
Whiteside County Airport

Sterling / Rock Falls, Illinois

Whiteside County Airport

AIP: 3-17-0098-XX
SQI-3694

Recable Airfield

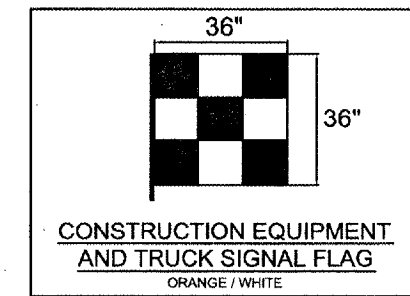
FINAL SUBMITTAL

CONSTRUCTION PHASING STAGE 1 - NOTES:

1. CONTRACTOR SHALL PROVIDE RESIDENT ENGINEER WITH APPROVED PROGRESS SCHEDULE SHOWING START/ STOP DATES OF ALL PHASES. APPROVED PROGRESS SCHEDULE SHALL BE SUBMITTED 3 WORKING DAYS PRIOR TO START OF CONSTRUCTION.
2. PHASE 1 CONSTRUCTION ACTIVITIES SHALL TAKE PLACE BETWEEN THE HOURS OF OPERATION SUBMITTED BY THE CONTRACTOR AND APPROVED BY THE AIRPORT MANAGER AND RESIDENT ENGINEER.
3. PHASE 1 CONSTRUCTION SHALL BE COMPLETED PRIOR TO THE START OF PHASE 2.
4. PHASE 1 EXPEDITED WORK AREA DESCRIPTION. THE EXISTING PAVEMENT AREAS INCLUDED WITHIN THE PHASE 1 EXPEDITED WORK AREA SHALL BE COMPLETED WITHIN 4 CALENDAR DAYS. AN APPROVED PHASE 1 EXPEDITED WORK AREA SCHEDULE SHALL BE SUBMITTED TO THE AIRPORT MANAGER AND RESIDENT ENGINEER 48 HOURS PRIOR TO THE START OF SAID CONSTRUCTION. ACCESS TO THE ADJACENT HANGARS SHALL BE MADE AVAILABLE AT ALL TIMES TO AIRCRAFT AND AIRPORT PERSONNEL. THE AREA SHALL BE KEPT FREE OF DUST AND DEBRIS AT ALL TIMES DURING CONSTRUCTION. COST OF THE EXPEDITED CONSTRUCTION SHALL BE CONSIDERED INCIDENTAL TO THE ASSOCIATED PAY ITEMS.

**PROJECT GENERAL NOTES (CONTD. FROM SHT. CPP1)
(APPLY TO ALL STAGES):**

15. UNATTENDED CONSTRUCTION ACCESS
THE OWNER WILL ASSESS THE CONTRACTOR A \$1,000.00 FINE FOR CLOSING AND/OR LOCKING EACH UNATTENDED ACCESS DOOR, GATE OR FENCE WHICH HAS BEEN IDENTIFIED AS A CONTRACTOR RESPONSIBILITY. AN ACCESS DOOR, GATE OR FENCE IS DEFINED AS "UNATTENDED" ANY TIME IT IS OPEN, UNLOCKED OR OTHERWISE RENDERED INEFFECTIVE IN PROVIDING SECURITY AND CONTRACTOR PERSONNEL ARE NOT PHYSICALLY IN A POSITION TO DETECT AND PREVENT UNAUTHORIZED ENTRY THROUGH IT. IN THE EVENT AIRPORT PERSONNEL ARE UNABLE TO SECURE AN UNATTENDED ACCESS DOOR, GATE OR FENCE, AIRPORT SECURITY PERSONNEL WILL BE POSTED AND CONTRACTORS WILL BE NOTIFIED. CONTRACTORS WILL BE CHARGED THE COST OF PROVIDING SECURITY PERSONNEL UNTIL THE AREA IS AGAIN SECURE.
16. UNAUTHORIZED ACCESS TO AIRFIELD
THE CONTRACTOR SHALL RESTRICT ALL ACTIVITIES TO THE CONSTRUCTION AREA DETAILED IN THE PHASING PLAN. ANY UNAUTHORIZED MOVEMENTS, PEDESTRIAN OR VEHICULAR, BEYOND THE CONSTRUCTION LIMITS SHOWN SHALL BE CONSIDERED AN AIRFIELD INCURSION. AIRFIELD INCURSIONS, AT THE DISCRETION OF THE AIRPORT MANAGER, MAY BE FINED \$10,000.00 PER INCIDENT. INCURSION FINES WILL BE ASSESSED IMMEDIATELY AND TAKEN FROM MONIES DUE THE CONTRACTOR ON THE NEXT CONSTRUCTION PAYMENT.



- 1 Lat. 41 44 22.963; Long. 89 41 05.569; Grd. El. 645.6; Equip. Ht. 25'; **Top El. 670.6**
- 2 Lat. 41 44 25.635; Long. 89 40 55.571; Grd. El. 641.6; Equip. Ht. 25'; **Top El. 666.6**
- 3 Lat. 41 44 31.634; Long. 89 40 53.949; Grd. El. 640.0; Equip. Ht. 25'; **Top El. 665.0**
- 4 Lat. 41 44 29.040; Long. 89 41 08.808; Grd. El. 642.5; Equip. Ht. 25'; **Top El. 667.5**

Revisions		
No.	Date	Description

0 1 THIS BAR IS EQUAL TO 1" AT FULL SCALE (17 X 11).	
DESIGN BY:	CMT- RFD
DRAWN BY:	CMT- RFD
CHECKED BY:	CMT- RFD
APPROVED BY:	JGP
DATE:	4.2007
JOB No:	06292-03-00

CONSTRUCTION PHASING STAGE 1 (CPS1)

CONSTR. PHASING STAGE 1

05
SHEET 05 OF 25 SHEETS