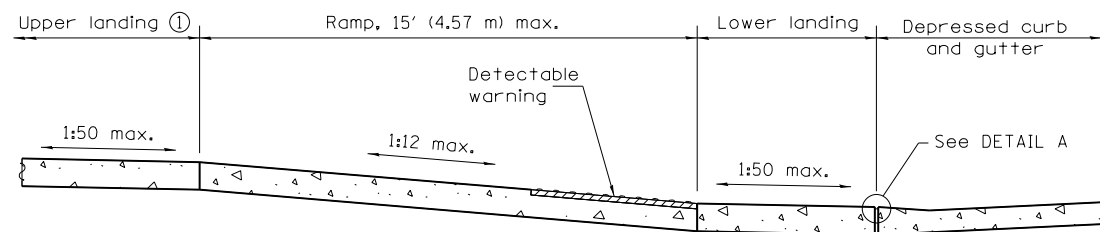


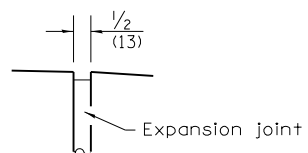
**RAMPS IN LANDSCAPED AREA
SETBACK ≤ 5'**

Depressed curb and gutter

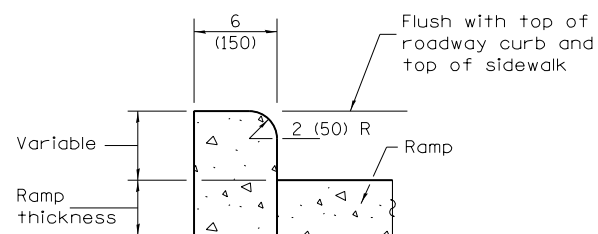


SECTION A-A

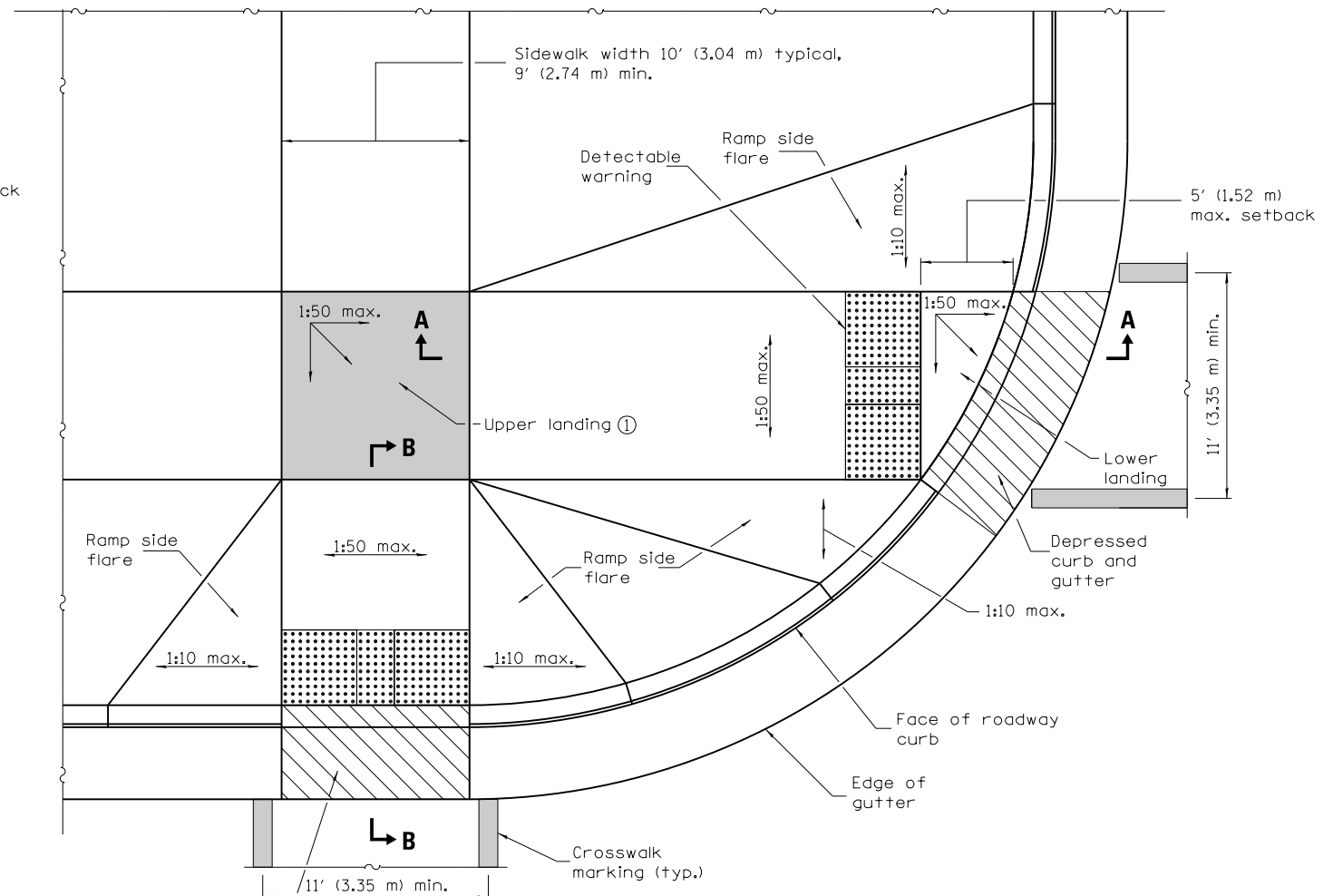
① Upper landing not required for ramp slopes flatter than 1:20.



DETAIL A

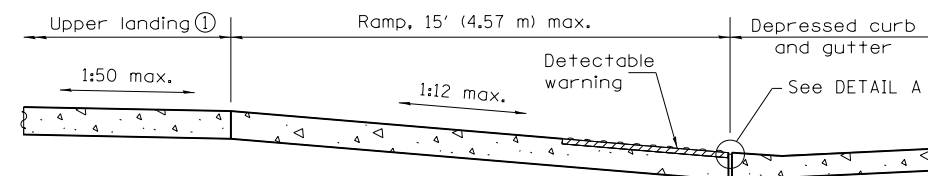


SIDE CURB DETAIL



**RAMPS IN PAVED AREA
SETBACK ≤ 5'**

Depressed curb and gutter



SECTION B-B

① Upper landing not required for ramp slopes flatter than 1:20.

GENERAL NOTES

All slope ratios are expressed as units of vertical displacement to units of horizontal displacement (V:H).

See Standard 606001 for details of depressed curb adjacent to curb ramp.

All dimensions are in inches (millimeters) unless otherwise shown.

FILE NAME =	USER NAME = midyja	DESIGNED -	REVISED -
et:\pw\work\p1\dot\midyja\dms92836\p156808-Design.dgn		DRAWN -	REVISED -
		CHECKED -	REVISED -
		DATE -	REVISED -

STATE OF ILLINOIS
DEPARTMENT OF TRANSPORTATION

**PERPENDICULAR CURB RAMPS
FOR SHARED PATH**

SCALE: SHEET NO. 1 OF 2 SHEETS STA. TO STA.

F.A.P. RTE.	SECTION	COUNTY	TOTAL SHEETS	SHEET NO.
353	23-N-4	COOK	68	46
CONTRACT NO. 60L21				
ILLINOIS FED. AID PROJECT				