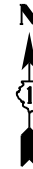


MATCHLINE PAGE #17






500' BACK FROM YIELD SIGN

WORK  
ZONE  
SPEED  
LIMIT  
45  
\$375 FINE  
MINIMUM

BEGIN SHOULDER LANE CLOSURE

MATCHLINE PAGE #19

LEGEND

-  WORK ZONE (ROADWAY CLOSED) ① USE TYPE II BARRICADE, DRUM OR VERTICAL BARRICADE WITH STEADY BURN MONO-DIRECTIONAL LIGHT AT 25' SPACING
-  PATCH LOCATION ② USE TYPE II BARRICADE, DRUM OR VERTICAL BARRICADE WITH STEADY BURN MONO-DIRECTIONAL LIGHT AT 50' SPACING
-  CRACK SEAL/FILL LOCATION ③ USE TYPE II BARRICADE, DRUM OR VERTICAL BARRICADE WITH STEADY BURN MONO-DIRECTIONAL LIGHT AT 100' SPACING

NOTE:  
UNLESS OTHERWISE INDICATED, USE THE STANDARD REFERRED TO FOR SIGNING AND BARRICADING.  
ALL EXISTING SPEED LIMIT AND TRUCK LANE RESTRICTION SIGNS SHALL BE COVERED WITHIN CONSTRUCTION ZONES.

FILE NAME =	USER NAME = llloydjm	DESIGNED -	REVISED -
es:\pwork\pwork\lloydjm\0298297\0133012-sht-plan.dgn		DRAWN -	REVISED -
PLOT SCALE = 100.0079' / in.		CHECKED -	REVISED -
PLOT DATE = 4/4/2012		DATE -	REVISED -

**STATE OF ILLINOIS  
DEPARTMENT OF TRANSPORTATION**

**ROADWAY AND SUGGESTED MAINTENANCE OF TRAFFIC  
STAGE 1**

SCALE:      SHEET      OF      SHEETS      STA.      TO      STA.

F.A.I. RTE.	SECTION	COUNTY	TOTAL SHEETS	SHEET NO.
80/94	2012-002CRC-PP	COOK	91	18
CONTRACT NO. 60T34			ILLINOIS FED. AID PROJECT	