




WORK  
ZONE  
SPEED  
LIMIT  
45  
BEGINS  
\$375 FINE  
MINIMUM

**LEGEND**

-  WORK ZONE (ROADWAY CLOSED)    ① USE TYPE II BARRICADE, DRUM OR VERTICAL BARRICADE WITH STEADY BURN MONO-DIRECTIONAL LIGHT AT 25' SPACING
-  PATCH LOCATION    ② USE TYPE II BARRICADE, DRUM OR VERTICAL BARRICADE WITH STEADY BURN MONO-DIRECTIONAL LIGHT AT 50' SPACING
-  CRACK SEAL/FILL LOCATION    ③ USE TYPE II BARRICADE, DRUM OR VERTICAL BARRICADE WITH STEADY BURN MONO-DIRECTIONAL LIGHT AT 100' SPACING

NOTE:  
UNLESS OTHERWISE INDICATED, USE THE STANDARD REFERED TO FOR SIGNING AND BARRICADING.  
ALL EXISTING SPEED LIMIT AND TRUCK LANE RESTRICTION SIGNS SHALL BE COVERED WITHIN CONSTRUCTION ZONES.

FILE NAME =	USER NAME = 1loydjm	DESIGNED -	REVISED -
et:\pw\work\p1dot\1loydjm\d0298297\013302-sh1-plan.dgn		DRAWN -	REVISED -
	PLOT SCALE = 100.0000' / in.	CHECKED -	REVISED -
	PLOT DATE = 4/4/2012	DATE -	REVISED -

**STATE OF ILLINOIS  
DEPARTMENT OF TRANSPORTATION**

<b>ROADWAY AND SUGGESTED MAINTENANCE OF TRAFFIC</b>			
<b>STAGE 3</b>			
SCALE:	SHEET	OF	SHEETS
	STA.	TO	STA.

F.A.I. RTE.	SECTION	COUNTY	TOTAL SHEETS	SHEET NO.
80/94	2012-002CRC-PP	COOK	91	80
CONTRACT NO. 60T34				
ILLINOIS FED. AID PROJECT				