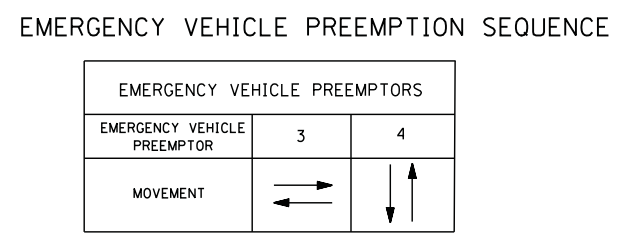
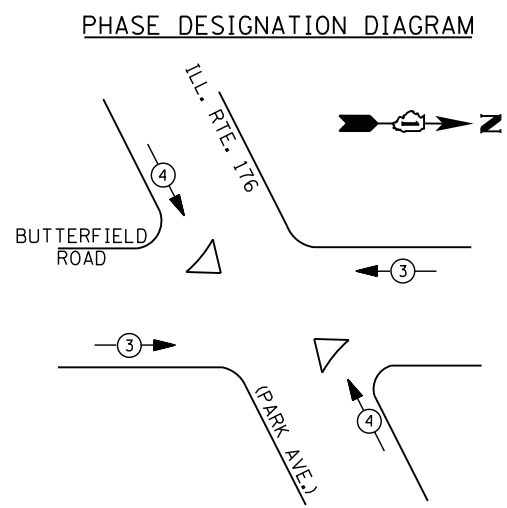


**RIGHT TURN OVERLAP PHASE DESIGNATION**

OVERLAP LETTER	PERMISSIVE PHASE	PROTECTED PHASE
B =	4	5
D =	8	1



**I. D. O. T. TRAFFIC SIGNAL INSTALLATION ELECTRICAL SERVICE REQUIREMENTS**

TYPE	NO. LAMPS	WATTAGE		% OPERATIONS	TOTAL WATTAGE
		INCAND.	LED		
SIGNAL (RED)	14	135	17	0.50	119
(YELLOW)	14	135	25	0.25	88
(GREEN)	14	135	15	0.25	53
ARROW	24	135	12	0.10	29
PED. SIGNAL	10	90	25	1.00	250
CONTROLLER	1	100	100	1.00	100
ILLUM. SIGN		252	25	0.05	--
VIDEO SYSTEM	1	150	-	1.00	150
TOTAL =					789

ENERGY COSTS- BILLED TO: IDOT DISTRICT 1  
 201 WEST CENTER COURT  
 SCHAUMBURG, IL 60196-1096

ENERGY SUPPLY - CONTACT TERRI BLECK  
 PHONE 847-816-5239  
 COMMONWEALTH EDISON

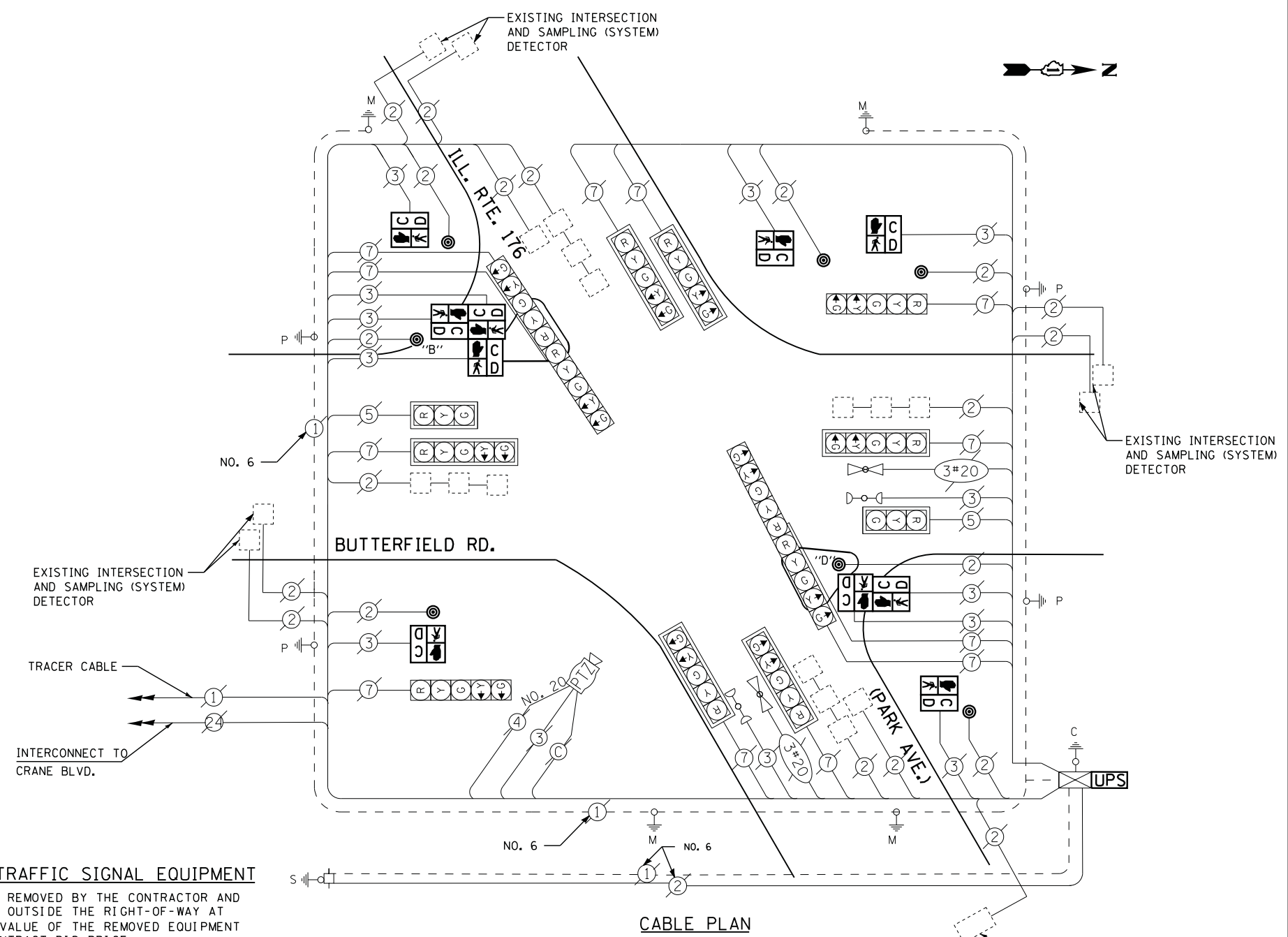
**REMOVAL OF EXISTING TRAFFIC SIGNAL EQUIPMENT**

THE FOLLOWING ITEMS SHALL BE REMOVED BY THE CONTRACTOR AND SHALL BE DISPOSED OF BY THEM OUTSIDE THE RIGHT-OF-WAY AT THEIR EXPENSE. THE SALVAGE VALUE OF THE REMOVED EQUIPMENT SHALL BE REFLECTED IN THE CONTRACT BID PRICE.

10 EACH PEDESTRIAN SIGNAL HEAD  
 7 EACH PEDESTRIAN PUSH-BUTTON

**SCHEDULE OF QUANTITIES**

QUANTITY	UNIT	ITEM
1	EACH	MAINTENANCE OF EXISTING TRAFFIC SIGNAL INSTALLATION
5	EACH	PEDESTRIAN SIGNAL HEAD, LED, 1-FACE, BRACKET MOUNTED WITH COUNTDOWN TIMER
1	EACH	PEDESTRIAN SIGNAL HEAD, LED, 2-FACE, BRACKET MOUNTED WITH COUNTDOWN TIMER
1	EACH	PEDESTRIAN SIGNAL HEAD, LED, 3-FACE, BRACKET MOUNTED WITH COUNTDOWN TIMER
1	EACH	MODIFY EXISTING CONTROLLER CABINET
1	EACH	REMOVE EXISTING TRAFFIC SIGNAL EQUIPMENT
1	EACH	UNINTERRUPTABLE POWER SUPPLY, SPECIAL
7	EACH	PEDESTRIAN PUSH-BUTTON, NON-LATCHING



NOTE:  
 PUSH BUTTON "B" SHALL PLACE A CALL IN PHASES 4 AND 6  
 PUSH BUTTON "D" SHALL PLACE A CALL IN PHASES 2 AND 8.

FILE NAME =	USER NAME = *USER*	DESIGNED - DW	REVISED -
N:\Projects\3\12004\Design\CAD\Sheet Files\12-001 Sheets SE Lake Co\14020_CAB_LAKE.dgn		DRAWN - JDH	REVISED -
	PLOT SCALE = *SCALE*	CHECKED - KMM	REVISED -
	PLOT DATE = 3/28/2012	DATE -	REVISED -

**STATE OF ILLINOIS  
 DEPARTMENT OF TRANSPORTATION**

**IL RTE. 176 (PARK AVE.) AT BUTTERFIELD ROAD - CABLE PLAN,  
 SCHEDULE OF QUANTITIES, PHASE DESIGN. DIAGRAM & EVP SEQUENCE**

SCALE: N.T.S. SHEET NO. OF SHEETS STA. TO STA.

F.A. RTE.	SECTION	COUNTY	TOTAL SHEETS	SHEET NO.
	2012-003 I	LAKE	102	82
CONTRACT NO. 60T41				
ILLINOIS FED. AID PROJECT				

TS# 14020  
 LIBERTYVILLE