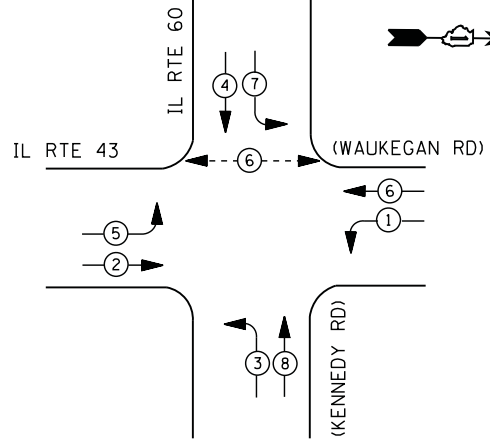


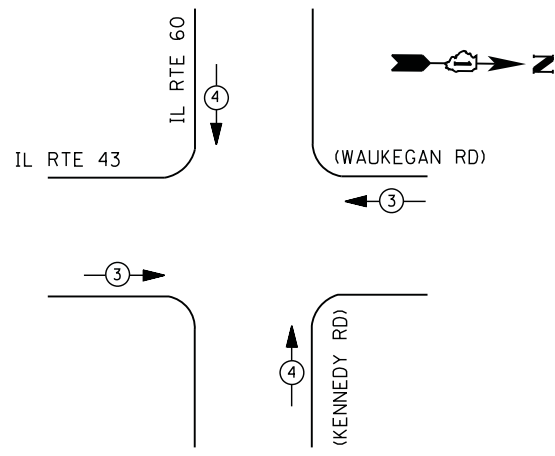
CONTROLLER SEQUENCE



LEGEND

- DUAL ENTRY PHASE
- PEDESTRIAN PHASE
- SINGLE ENTRY PHASE
- OVERLAP
- * NUMBER REFERS TO ASSOCIATED PHASE

PHASE DESIGNATION DIAGRAM



- ① REPLACE 14 FT. PAINTED POST. RE-USE EXISTING TYPE A CONCRETE FOUNDATION.
- ② REPLACE 15 FT. PAINTED POST. RE-USE EXISTING TYPE A CONCRETE FOUNDATION.
- ③ REPLACE 16 FT. PAINTED POST. RE-USE EXISTING TYPE A CONCRETE FOUNDATION.
- ④ REPLACE 18 FT. PAINTED POST. RE-USE EXISTING TYPE A CONCRETE FOUNDATION.

CONTRACTOR SHALL RELOCATE EXISTING SIGN PANELS FROM PAINTED POSTS THAT ARE INDICATED FOR REPLACEMENT TO A NEW POSTS AS SHOWN ON THE PLANS OR AS DIRECTED BY THE ENGINEER. THE COST OF REMOVAL, RELOCATION AND ANY NEW MOUNTING HARDWARE NECESSARY TO COMPLETE THIS WORK SHALL BE INCLUDED IN THE TRAFFIC SIGNAL POST, GALVANIZED STEEL PAY ITEM OF THE LENGTH AS SPECIFIED IN THE PLANS.

EMERGENCY VEHICLE PREEMPTION SEQUENCE

EMERGENCY VEHICLE PREEMPTORS		
EMERGENCY VEHICLE PREEMPTOR	3	4
MOVEMENT		

I. D. O. T. TRAFFIC SIGNAL INSTALLATION ELECTRICAL SERVICE REQUIREMENTS					
TYPE	NO. LAMPS	WATTAGE		% OPERATIONS	TOTAL WATTAGE
		INCAND.	LED		
SIGNAL (RED)	14	135	17	0.50	119
(YELLOW)	14	135	25	0.25	88
(GREEN)	14	135	15	0.25	53
ARROW	16	135	12	0.10	19
PED. SIGNAL	2	90	25	1.00	50
CONTROLLER	1	100	100	1.00	100
ILLUM. SIGN		252	25	0.05	--
VIDEO SYSTEM	1	150	-	1.00	150
TOTAL =					579

ENERGY COSTS- BILLED TO: IDOT DISTRICT 1
201 WEST CENTER COURT
SCHAUMBURG, IL 60196-1096

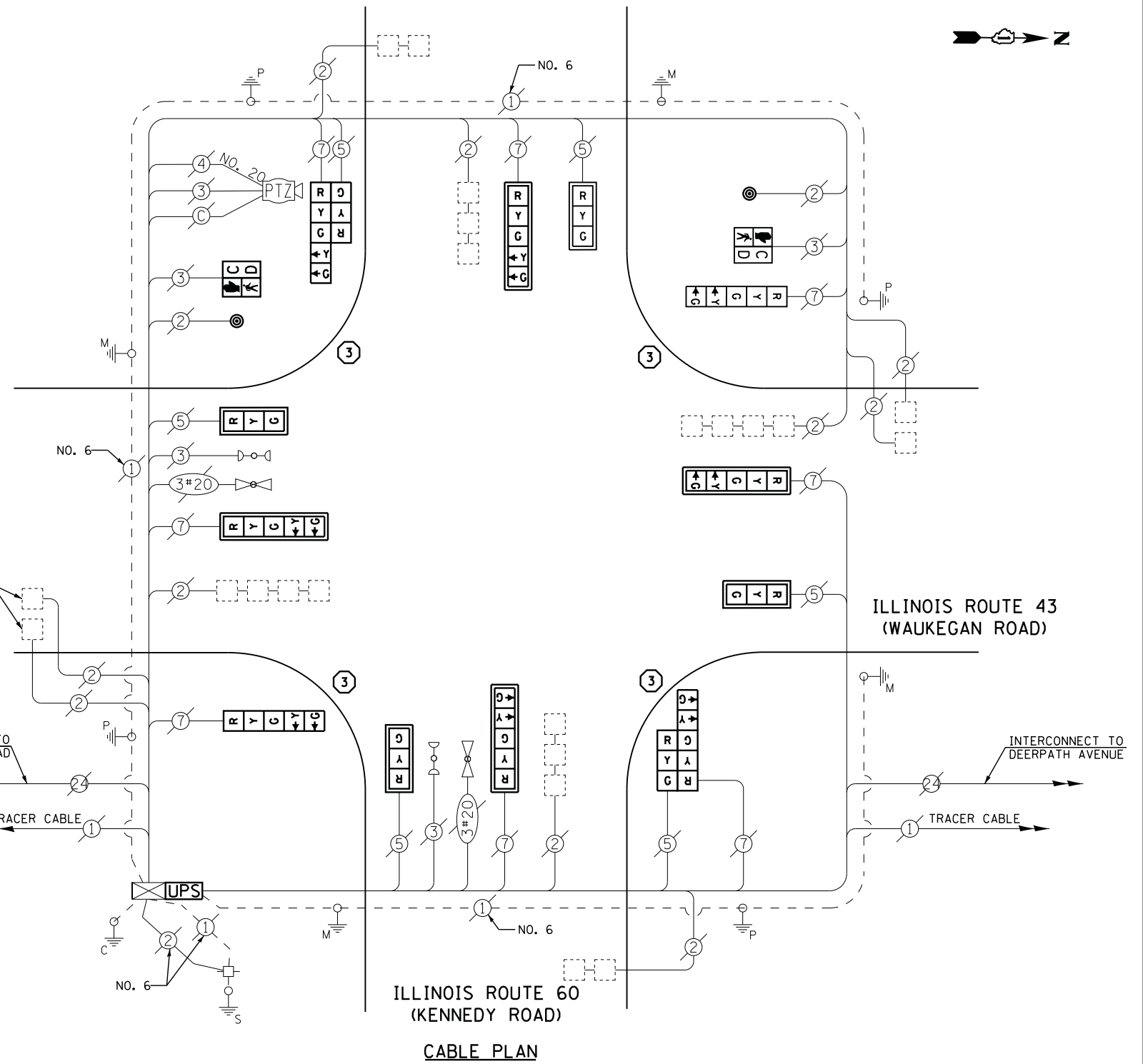
ENERGY SUPPLY - CONTACT TERRI BLECK
PHONE 847-816-5239
COMMONWEALTH EDISON

SCHEDULE OF QUANTITIES

QUANTITY	UNIT	ITEM
1	EACH	MAINTENANCE OF EXISTING TRAFFIC SIGNAL INSTALLATION
4	EACH	TRAFFIC SIGNAL POST, GALVANIZED STEEL 16 FT.
4	EACH	SIGNAL HEAD, LED, 1-FACE, 3-SECTION, MAST-ARM MOUNTED
2	EACH	SIGNAL HEAD, LED, 1-FACE, 5-SECTION, BRACKET MOUNTED
4	EACH	SIGNAL HEAD, LED, 1-FACE, 5-SECTION, MAST-ARM MOUNTED
2	EACH	SIGNAL HEAD, LED, 2-FACE, 1-3 SECTION, 1-5 SECTION, BRACKET MOUNTED
2	EACH	PEDESTRIAN SIGNAL HEAD, LED, 1-FACE, BRACKET MOUNTED WITH COUNTDOWN TIMER
8	EACH	TRAFFIC SIGNAL BACKPLATE, LOUVERED, ALUMINUM
2	EACH	PEDESTRIAN PUSH-BUTTON
1	EACH	MODIFY EXISTING CONTROLLER CABINET
1	EACH	REMOVE EXISTING TRAFFIC SIGNAL EQUIPMENT
1	EACH	UNINTERRUPTABLE POWER SUPPLY, SPECIAL

REMOVAL OF EXISTING TRAFFIC SIGNAL EQUIPMENT

- THE FOLLOWING ITEMS SHALL BE REMOVED BY THE CONTRACTOR AND SHALL BE DISPOSED OF BY THEM OUTSIDE THE RIGHT-OF-WAY AT THEIR EXPENSE. THE SALVAGE VALUE OF THE REMOVED EQUIPMENT SHALL BE REFLECTED IN THE CONTRACT BID PRICE.
- 6 EACH SIGNAL HEAD, 3 - SECTION
 - 8 EACH SIGNAL HEAD, 5 - SECTION
 - 8 EACH TRAFFIC SIGNAL BACKPLATE
 - 2 EACH PEDESTRIAN SIGNAL HEAD
 - 2 EACH PEDESTRIAN PUSH-BUTTON
 - 4 EACH SIGNAL POST



**STATE OF ILLINOIS
DEPARTMENT OF TRANSPORTATION**

**IL RTE. 43 (WAUKEGAN RD) & IL RTE. 60 (KENNEDY RD) - CABLE PLAN,
SCHEDULE OF QUANTITIES, PHASE DESIGN. DIAGRAM & EVP SEQUENCE**

F.A. RTE.	SECTION	COUNTY	TOTAL SHEETS	SHEET NO.
	2012-003 I	LAKE	102	90
CONTRACT NO. 60T41				
ILLINOIS FED. AID PROJECT				

FILE NAME	USER NAME	DESIGNED	REVISED
N:\Projects\3\12004\DesignCAD\Sheet Files\12-001 Sheets SE Lake Co\06795_CAB.LAKE.dgn	*USER*	DW	-
		JDH	REVISED -
		KMM	REVISED -
			REVISED -

TS# 6795
LAKE FOREST