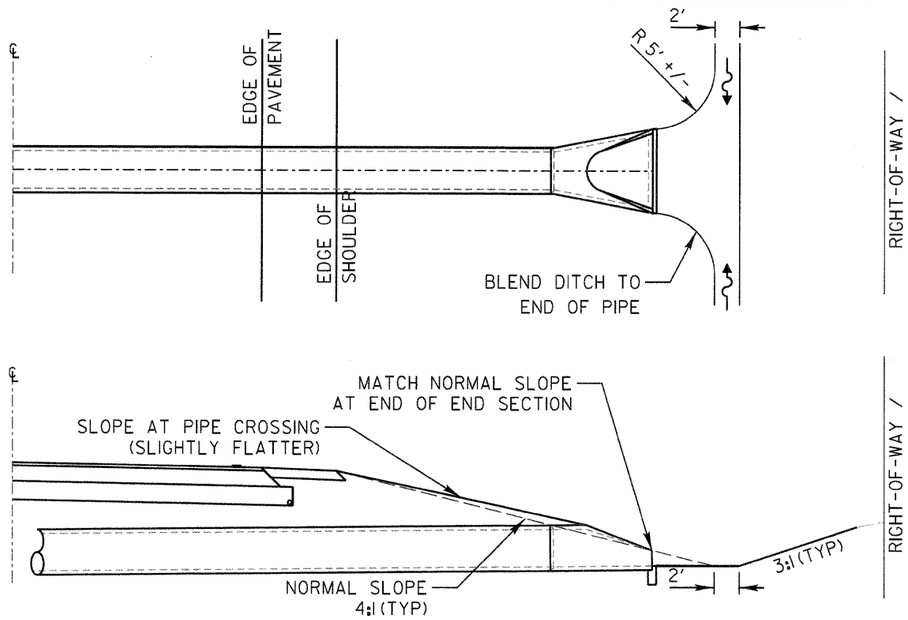

REVISIONS	DATE

LakeCounty Division of Transportation

APPROVED BY: M. G. ZEMAITIS
DATE: JANUARY 19, 2009

TYPICAL PLACEMENT OF PRECAST END SECTIONS ON CROSSROAD CULVERTS

LC5401

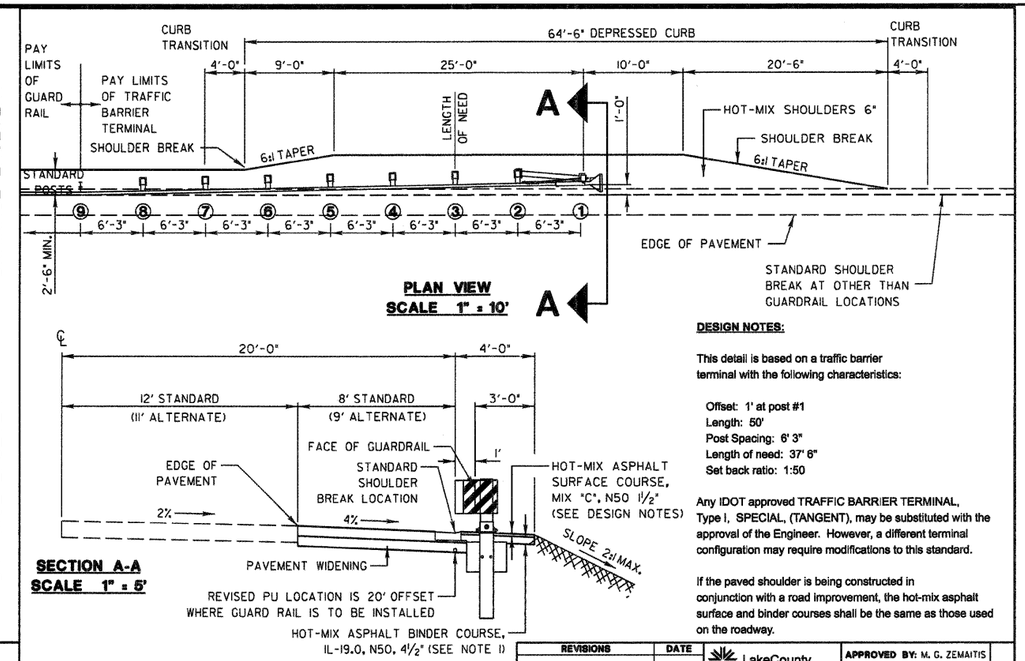

PLAN VIEW
SCALE 1" = 10'

SECTION A-A
SCALE 1" = 5'

DESIGN NOTES:

This detail is based on a traffic barrier terminal with the following characteristics:

Offset: 1' at post #1
Length: 50'
Post Spacing: 6' 3"
Length of need: 37' 6"
Set back ratio: 1:50

Any IDOT approved TRAFFIC BARRIER TERMINAL, Type I, SPECIAL, (TANGENT), may be substituted with the approval of the Engineer. However, a different terminal configuration may require modifications to this standard.

If the paved shoulder is being constructed in conjunction with a road improvement, the hot-mix asphalt surface and binder courses shall be the same as those used on the roadway.

REVISIONS	DATE

LakeCounty Division of Transportation

APPROVED BY: M. G. ZEMAITIS
DATE: APRIL 1, 2007

SHOULDER BREAK AT TRAFFIC BARRIER TERMINAL, TYPE 1, SPECIAL (TANGENT) W/COMB. C&G

LC6300

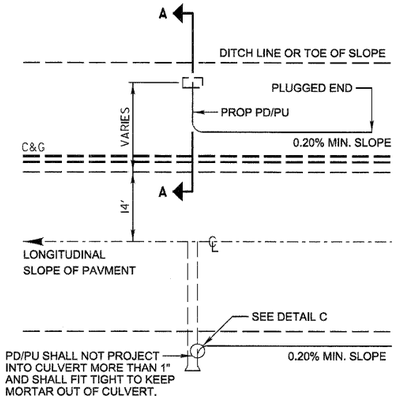

TYPICAL PIPE DRAIN/ PIPE UNDERDRAIN OUTLET

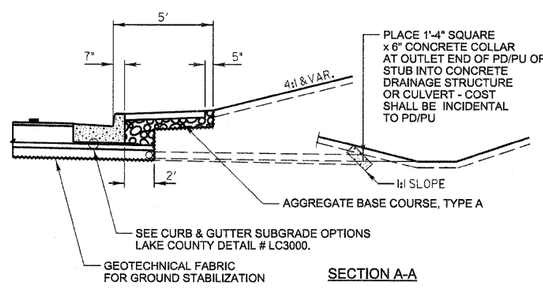

SECTION A-A

DESIGN NOTES:

All work shall be according to the applicable portions of the "Standard Specifications" except as modified hereon.

In addition to the requirements of Article 601.08 of the "Standard Specifications", the contract unit price per foot for pipe drains 4" & 6" and pipe underdrains 4" shall include the cost of furnishing and placing the rodent shield.

The removable rodent shield shall be furnished and installed in accordance with one of the configurations shown. The shield shall be fabricated from steel wire, or expanded metal, as detailed above and shall be galvanized after fabrication in accordance with AASHTO M-111. Other submitted designs for a removable rodent shield will be allowed with the approval of the Engineer.

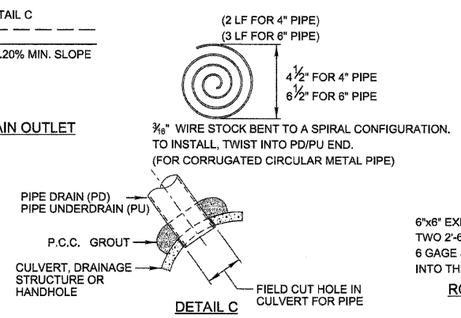

DETAIL C

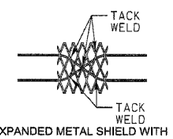

6"x6" EXPANDED METAL SHIELD WITH TWO 2'-6" LONG PREFABRICATED 6 GAGE STEEL STRUTS FOR SNUG FIT INTO THE PD/PU END.

RODENT SHIELDS DETAIL
(ALTERNATES)

NOT TO SCALE

REVISIONS	DATE
Pipe Drain Added to Labels	5/19/2009

LakeCounty Division of Transportation

APPROVED BY: M. G. ZEMAITIS
DATE: APRIL 1, 2007

SUB-SURFACE DRAINS

LC6020

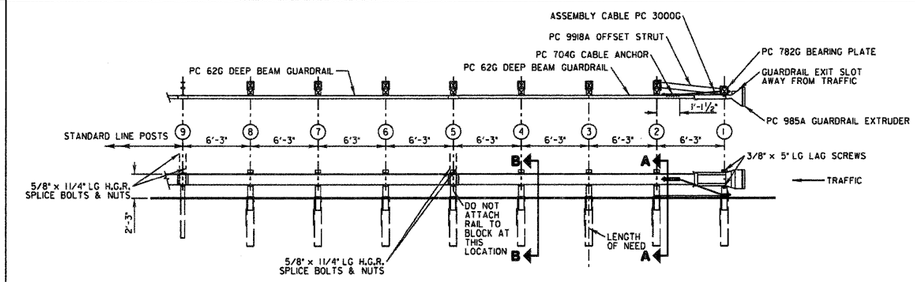

SCALE: 1"= 6'

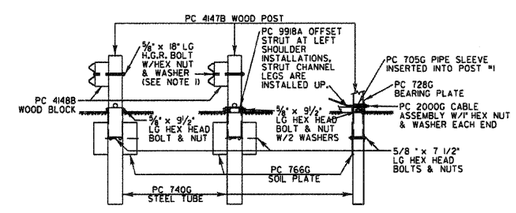

SECTION "B-B" (TYP @ POSTS #3, 4, 6, 7 & 8)

SECTION "A-A" (@ POST #2)

PARTIAL VIEW (@ POST #1)

SCALE: 1" = 3'

NOTE:
SECTION "B-B" IS SIMILAR @ POST #5 EXCEPT RAIL IS NOT ATTACHED.

BILL OF MATERIAL

PC	QTY	DESCRIPTION
60G	1	DEEP BEAM GUARD RAIL (12GA)
62G	1	DEEP BEAM GUARD RAIL (12GA)
705G	1	PIPE SLEEVE
766G	8	SOIL PLATE
414BB	7	WOOD BLOCK
414TB	8	WOOD POST
740G	8	STEEL TUBE
782G	1	BEARING PLATE
704A	1	CABLE ANCHOR
3000G	1	CABLE ASSEMBLY
9918G	1	OFFSET STRUT
985A	1	GUARDRAIL EXTRUDER
		——HARDWARE——
3497G	8	5/8"x x 9 1/2" HEX HD BOLT
3550G	1	5/8"x x 18" H.G.R. POST BOLT
3560G	16	5/8"x x 1 1/4" H.G.R. SPLICE BOLT
3478G	16	5/8"x x 7 1/2" HEX HD BOLT
3340G	47	5/8" H.G.R. NUT
3300G	11	5/8" WASHER
3264D	2	3/8"x x 5" LAG SCREW
3910G	2	1" HEX NUT
3900G	2	1" WASHER

NOTES:

1. THE 5/8" FLAT WASHER IS USED UNDER THE NUT, BEHIND THE POST ONLY. NO WASHER IS USED ATTHE RAIL.
2. THE BREAKAWAY POSTS @ LOCATIONS #5, 6, 7 & 8 MAY BE AS SHOWN OR MAY UTILIZE POSTS AS SHOWN IN OPTION "B" WITHOUT FOUNDATION TUBES. (SEE DRAWING NO SS 24L) POSTS @ LOCATIONS #1, 2, 3 & 4 MUST USE FOUNDATION TUBES.
3. THE ER-2000 WAS TESTED ON FLAT & LEVEL TERRAIN. IT IS NOT RECOMMENDED ON SLOPES.
4. MANUFACTURER SUGGESTS CUSTOMER TO PROVIDE REFLECTORIZATION OF TERMINAL.

ET-2000
PLAN, ELEVATION & SECTIONS
OPTION "A"
1994 EDITION
SYRO, INC.
SS 240

REVISIONS	DATE

LakeCounty Division of Transportation

APPROVED BY: A. KHAWAJA
DATE: APRIL 1, 2007

TRAFFIC BARRIER TERMINAL, TYPE 1 SPECIAL (TANGENT)

LC6310

FINAL SURVEY	SURVEYED / PLOTTED / TEMPLATE / AREAS / AREAS CHECKED	BY	DATE
NOTE BOOK NO.			

ORIGINAL SURVEY	SURVEYED / PLOTTED / TEMPLATE / AREAS / AREAS CHECKED	BY	DATE
NOTE BOOK NO.			

CIVILTECH
450 E Devon Ave, Suite 300
Itasca, Illinois 60143
Tel: 630.773.3900 Fax: 630.773.3975
www.civiltechinc.com

DESIGNED	- JRR	REVISED	-
DRAWN	- JRR	REVISED	-
CHECKED	- RTM	REVISED	-
DATE	- 10/24/2011	REVISED	-

STATE OF ILLINOIS
DEPARTMENT OF TRANSPORTATION

SHEET NO. 3 OF 9 SHEETS | STA. | TO STA.

F.A.U. RTE.	SECTION	COUNTY	TOTAL SHEETS	SHEET NO.
364	02-00051-08-WR	LAKE	188	182

CONTRACT NO. 63649

FED. ROAD DIST. NO. 1 | ILLINOIS | FED. AID PROJECT