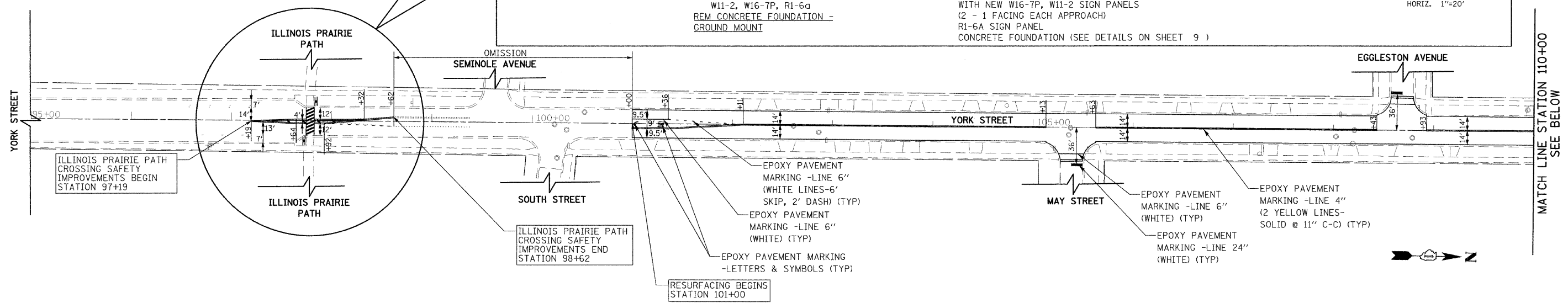
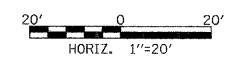
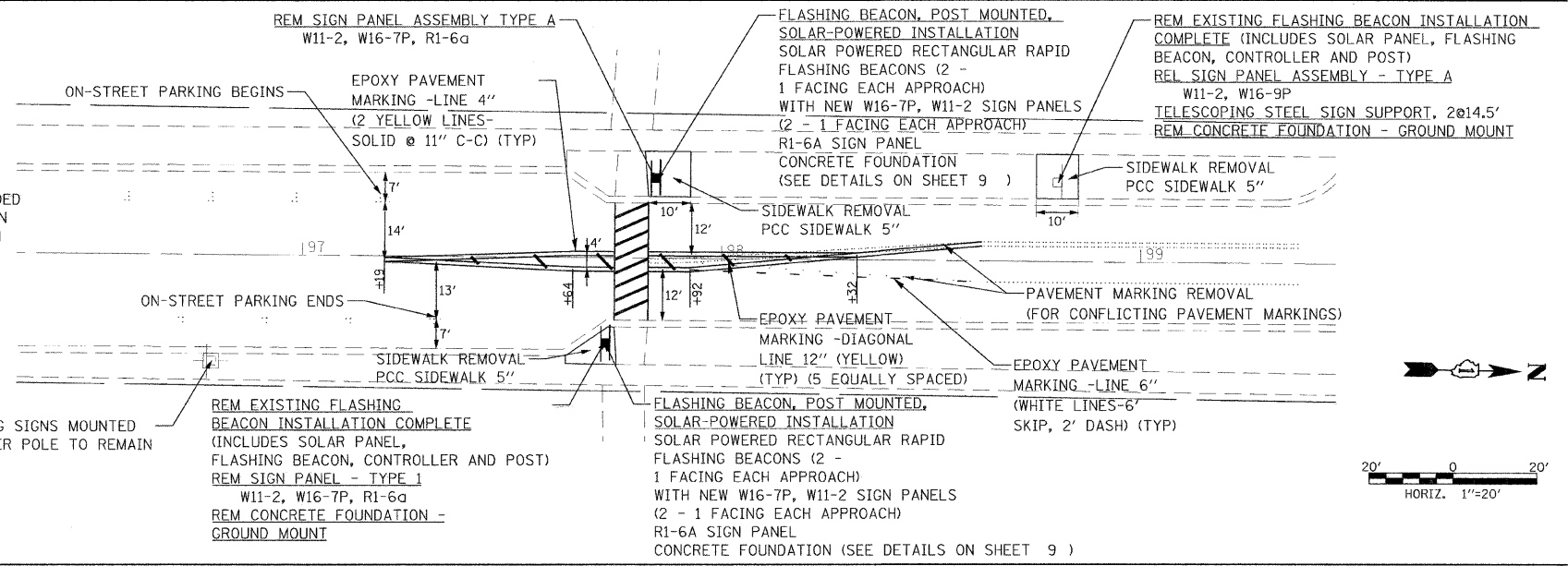
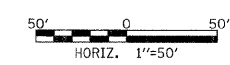
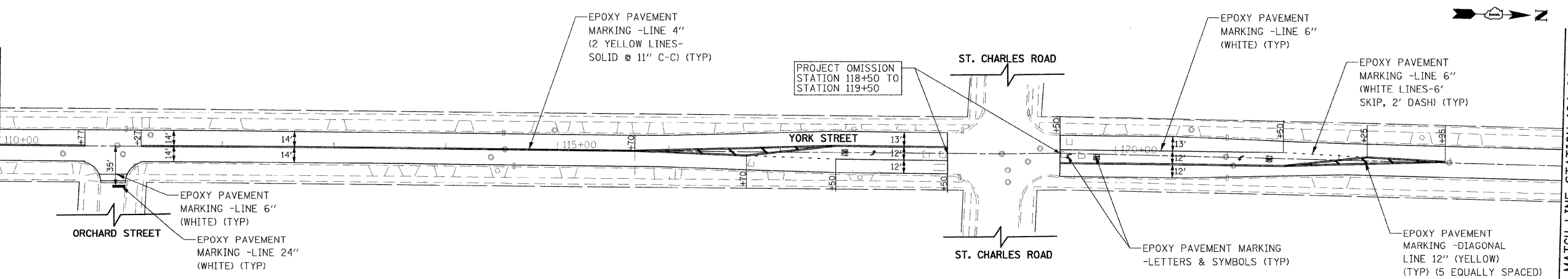


SUPPLEMENT INCLUDED
PUSH BUTTON SIGN
WITH THIS SIGN



MATCH LINE STATION 110+00
SEE ABOVE



PAVEMENT MARKING ITEM	CORRESPONDING RECESSED GROOVING ITEM
EPOXY PAVEMENT MARKING - LETTERS AND SYMBOLS	GROOVING FOR RECESSED PAVEMENT MARKING, LETTERS, NUMBERS AND SYMBOLS
EPOXY PAVEMENT MARKING - LINE 4"	GROOVING FOR RECESSED PAVEMENT MARKING 5"
EPOXY PAVEMENT MARKING - LINE 6"	GROOVING FOR RECESSED PAVEMENT MARKING 7"
EPOXY PAVEMENT MARKING - LINE 8"	GROOVING FOR RECESSED PAVEMENT MARKING 9"
EPOXY PAVEMENT MARKING - LINE 12"	GROOVING FOR RECESSED PAVEMENT MARKING 13"
EPOXY PAVEMENT MARKING - LINE 24"	GROOVING FOR RECESSED PAVEMENT MARKING 25"

NOTES: 1) EPOXY PAVEMENT MARKINGS SHALL BE INSTALLED IN GROOVED RECESSED CHANNELS CONSTRUCTED 0.040 INCHES BELOW THE SURFACE AND 1 INCH WIDER THAN THE PAVEMENT MARKING LINE. CONSTRUCTION OF THE RECESSED CHANNELS SHALL BE PAID FOR SEPARATELY PER FOOT AS GROOVING FOR RECESSED PAVEMENT MARKING OF THE WIDTH SPECIFIED AND PER SQUARE FOOT FOR GROOVING FOR RECESSED PAVEMENT MARKING, LETTERS, NUMBERS AND SYMBOLS.

2) SEE TC-13 DISTRICT ONE TYPICAL PAVEMENT MARKING FOR GUIDANCE

FILE NAME =
g:\ch1\1\0073\road\Sheets\PM-501.sht

USER NAME = USER	DESIGNED - CEC	REVISED -
PLOT SCALE = 50,000 / IN.	DRAWN - CEC	REVISED -
PLOT DATE = 4/5/2012	CHECKED - DWB	REVISED -
	DATE - 03/26/2012	REVISED -

**STATE OF ILLINOIS
DEPARTMENT OF TRANSPORTATION**

**YORK STREET RESURFACING
PAVEMENT MARKING PLAN**

SCALE:	SHEET NO. 1 OF 2 SHEETS	STA. 95+00.00 TO STA. 124+00.00	F.A.U. RTE. 2678	SECTION 12-00180-00-RS	COUNTY DUPAGE	TOTAL SHEETS 18	SHEET NO. 7
			FED. ROAD DIST. NO. ILLINOIS FED. AID PROJECT		CONTRACT NO. 63708		