

NOTES FOR TEMPORARY TRAFFIC SIGNALS

1. ALL CONTROL EQUIPMENT INCLUDING EMERGENCY PRE-EMPTION AND COMMUNICATION DEVICES FOR THE TEMPORARY TRAFFIC SIGNAL(S) SHALL BE FURNISHED BY THE CONTRACTOR.
2. ONLY CONTROLLERS SUPPLIED BY ONE OF THE DISTRICT APPROVED CLOSED LOOP EQUIPMENT MANUFACTURERS WILL BE APPROVED FOR USE AT TEMPORARY SIGNAL LOCATIONS. ALL CONTROLLERS USED FOR TEMPORARY TRAFFIC SIGNALS SHALL BE FULLY ACTUATED NEMA MICROPROCESSOR BASED WITH RS232 DATA ENTRY PORTS COMPATIBLE WITH EXISTING MONITORING SOFTWARE APPROVED BY TDD DISTRICT 1, INSTALLED IN A NEMA 1752 CABINET. ONLY ONE BRAND OF CONTROLLER WILL BE ACCEPTED FOR ANY ONE CONTRACT.
3. ALL TRAFFIC SIGNAL SECTIONS AND PEDESTRIAN SIGNAL SECTIONS SHALL BE LED AND 1/2" (20MM) DIAMETER HEADS SHALL BE PLACED AS INDICATED ON THE TEMPORARY TRAFFIC SIGNAL PLAN OR AS DIRECTED BY THE ENGINEER. PEDESTRIAN SIGNALS SHALL INCLUDE SOLID INTERNATIONAL SYMBOLS. PEDESTRIAN SIGNALS WITH COUNTDOWN TIMERS SHALL BE USED WHEN THE EXISTING INSTALLATION UTILIZES COUNTDOWN TYPE OR AS DIRECTED BY THE ENGINEER. COUNTDOWN TYPE PEDESTRIAN SIGNALS ARE NOT TO BE INSTALLED AT A RAILROAD INTERSECTION. THE CONTRACTOR SHALL FURNISH ENOUGH CABLE SLACK TO RELOCATE HEADS TO ANY POSITION ON THE SPAN WIRE OR AT LOCATIONS ILLUSTRATED ON THE PLANS FOR CONSTRUCTION STAGING. THE TEMPORARY TRAFFIC SIGNAL SHALL REMAIN IN OPERATION DURING ALL SIGNAL HEAD RELOCATIONS. EACH TEMPORARY TRAFFIC SIGNAL HEAD SHALL HAVE ITS OWN CABLE FROM THE CONTROLLER CABINET TO THE SIGNAL HEAD.
4. ALL EXISTING STREET NAME AND INTERSECTION REGULATORY SIGNS SHALL BE REMOVED FROM EXISTING POLES, RELOCATED AND SECURELY FASTENED TO THE SPAN WIRE OR WOOD POLE AS DIRECTED BY THE ENGINEER.
5. ANY TEMPORARY SIGNAL WITHIN AN EXISTING CLOSED LOOP TRAFFIC SIGNAL SYSTEM SHALL BE INTERCONNECTED TO THAT SYSTEM USING SIMILAR BRAND CONTROL EQUIPMENT.
6. THE TEMPORARY TRAFFIC SIGNAL SHALL HAVE THE SIGNAL HEAD DISPLAYS, SIGNAL HEAD PLACEMENTS AND CONTROLLER PHASING MATCH THE EXISTING TRAFFIC SIGNAL. AT THE TIME OF THE TURN ON, IF NO TRAFFIC STAGING IS IN PLACE OR WILL NOT BE STAGED ON THE DAY OF THE TURN ON.
7. UNINTERRUPTIBLE POWER SUPPLY (UPS) SYSTEMS SHALL BE INSTALLED AND MADE OPERATIONAL AT TEMPORARY TRAFFIC SIGNAL INSTALLATIONS WHERE UPS IS INSTALLED AT THE EXISTING TRAFFIC SIGNAL. TEMPORARY TRAFFIC SIGNALS AT RAILROAD INTERSECTIONS, AND TEMPORARY TRAFFIC SIGNALS AT INTERSECTIONS WITH FIRE STATION ACTUATED EMERGENCY VEHICLE PRE-EMPTION, OR WHEN INDICATED ON THE PLANS.
8. TRAFFIC SIGNAL MANAGEMENT SYSTEMS SHALL BE MAINTAINED IN OPERATION AS INDICATED ON THE PLANS OR AS DIRECTED BY THE ENGINEER. REQUIRED EQUIPMENT SHALL BE AS SHOWN ON THE PLANS AND THE CONTRACTOR SHALL PLACE THE EQUIPMENT IN OPERATION TO THE SATISFACTION OF THE ENGINEER AND THE AGENCY RESPONSIBLE FOR THE TRAFFIC SIGNAL MANAGEMENT SYSTEM.
9. DETECTION AT TEMPORARY TRAFFIC SIGNALS SHALL BE INCLUDED FOR ALL APPROACHES OF THE INTERSECTION UNLESS INDICATED OTHERWISE ON THE PLANS. THE DETECTION SYSTEM MUST MEET THE SPECIFICATIONS OF DISTRICT 1 AND THE CONTRACTOR SHALL PLACE THE DETECTORS INTO OPERATION TO THE SATISFACTION OF THE ENGINEER.
10. WHEN PAN, TILT, ZOOM CAMERAS ARE INSTALLED AT THE EXISTING INTERSECTION OR ARE CALLED FOR IN THE PLANS, THE CONTRACTOR SHALL BE RESPONSIBLE FOR INSTALLING AND MAINTAINING THE CAMERAS TO THE SATISFACTION OF THE ENGINEER AND THE AGENCY RESPONSIBLE FOR THE CAMERAS.

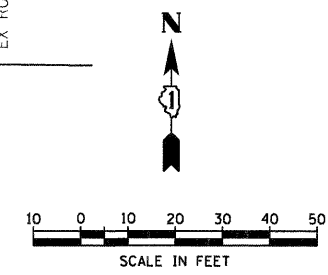
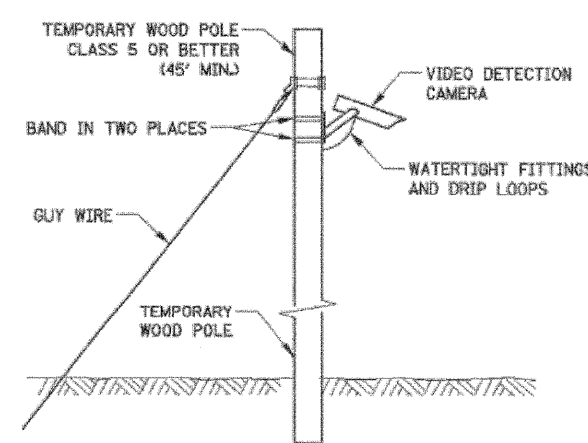
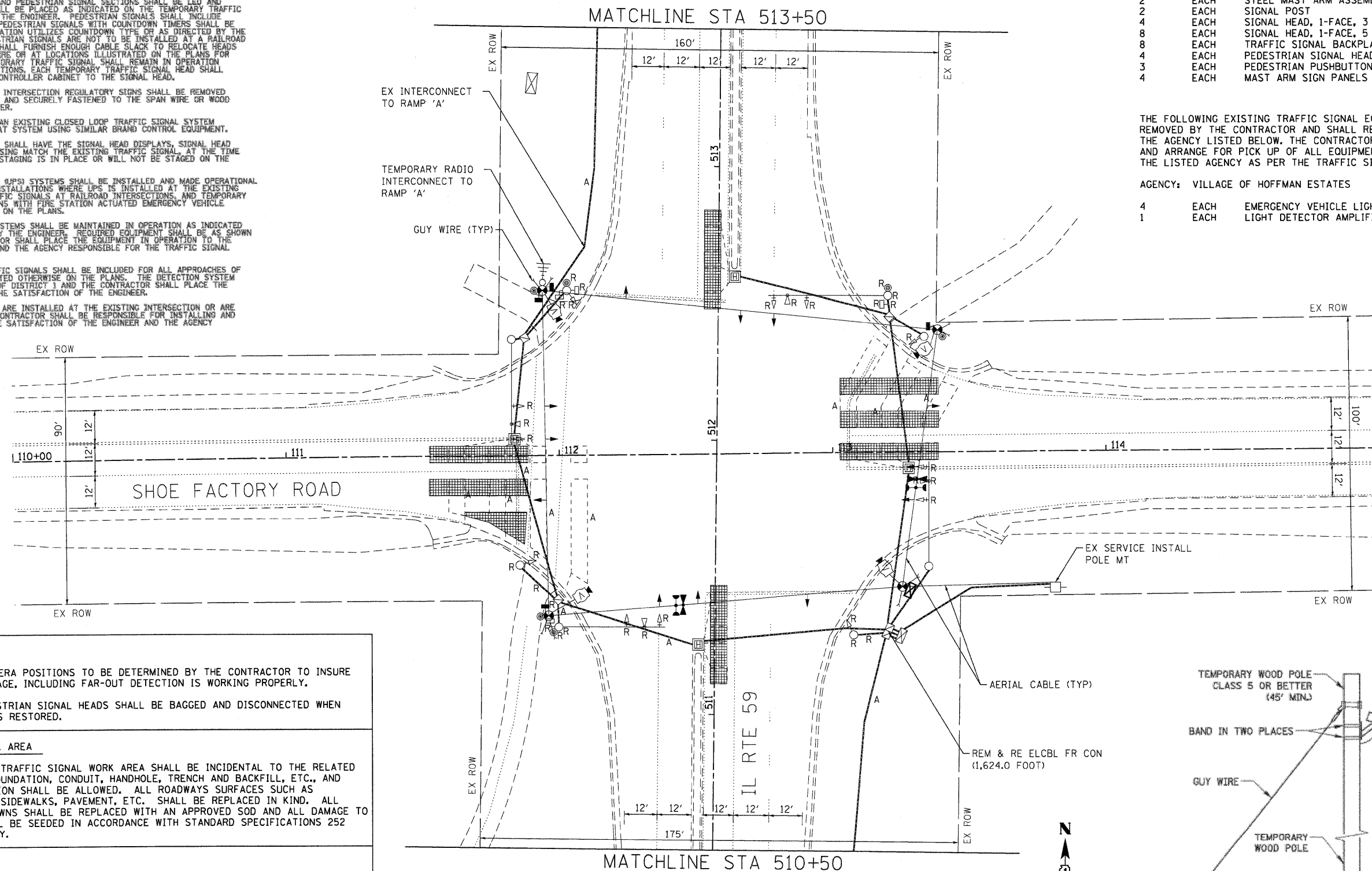
THE FOLLOWING ITEMS SHALL BE REMOVED BY THE CONTRACTOR AND SHALL BE DISPOSED OF BY THEM OUTSIDE THE RIGHT-OF-WAY AT THEIR EXPENSE. THE SALVAGE VALUE OF THE REMOVED EQUIPMENT SHALL BE REFLECTED IN THE CONTRACT BID PRICE.

|   |      |                                  |
|---|------|----------------------------------|
| 2 | EACH | STEEL MAST ARM ASSEMBLY AND POLE |
| 2 | EACH | SIGNAL POST                      |
| 4 | EACH | SIGNAL HEAD, 1-FACE, 3 SECTION   |
| 8 | EACH | SIGNAL HEAD, 1-FACE, 5 SECTION   |
| 8 | EACH | TRAFFIC SIGNAL BACKPLATE         |
| 4 | EACH | PEDESTRIAN SIGNAL HEAD, 1-FACE   |
| 3 | EACH | PEDESTRIAN PUSHBUTTON            |
| 4 | EACH | MAST ARM SIGN PANELS             |

THE FOLLOWING EXISTING TRAFFIC SIGNAL EQUIPMENT SHALL BE REMOVED BY THE CONTRACTOR AND SHALL REMAIN THE PROPERTY OF THE AGENCY LISTED BELOW. THE CONTRACTOR SHALL SAFELY STORE AND ARRANGE FOR PICK UP OF ALL EQUIPMENT TO BE RETURNED TO THE LISTED AGENCY AS PER THE TRAFFIC SIGNAL SPECIFICATIONS.

AGENCY: VILLAGE OF HOFFMAN ESTATES

|   |      |                                  |
|---|------|----------------------------------|
| 4 | EACH | EMERGENCY VEHICLE LIGHT DETECTOR |
| 1 | EACH | LIGHT DETECTOR AMPLIFIER         |



**CONSTRUCTION NOTES**

FINAL DETECTION CAMERA POSITIONS TO BE DETERMINED BY THE CONTRACTOR TO INSURE CORRECT ZONE COVERAGE, INCLUDING FAR-OUT DETECTION IS WORKING PROPERLY.

ALL TEMPORARY PEDESTRIAN SIGNAL HEADS SHALL BE BAGGED AND DISCONNECTED WHEN EXISTING PAVEMENT IS RESTORED.

**RESTORATION OF WORK AREA**

RESTORATION OF THE TRAFFIC SIGNAL WORK AREA SHALL BE INCIDENTAL TO THE RELATED PAY ITEM SUCH AS FOUNDATION, CONDUIT, HANDHOLE, TRENCH AND BACKFILL, ETC., AND NO EXTRA COMPENSATION SHALL BE ALLOWED. ALL ROADWAYS SURFACES SUCH AS SHOULDERS, MEDIANS, SIDEWALKS, PAVEMENT, ETC. SHALL BE REPLACED IN KIND. ALL DAMAGE TO MOWED LAWNS SHALL BE REPLACED WITH AN APPROVED SOD AND ALL DAMAGE TO UNMOWED LAWNS SHALL BE SEEDED IN ACCORDANCE WITH STANDARD SPECIFICATIONS 252 AND 250 RESPECTIVELY.

**NOTE**

THE TRAFFIC SIGNAL CONTROL EQUIPMENT FOR THIS PROJECT SHALL BE "ECONOLITE" TO MATCH THE EXISTING ADJACENT SYSTEM.

**NOTE**

THE TEMPORARY RADIO INTERCONNECT SHALL NOT BE REMOVED UNTIL FIBER INTERCONNECT IS INSTALLED AND OPERATIONAL.

COMPANY NAME: HRGreen.com  
 PROJECT CONTACT: Illinois Professional Design Firm  
 CLIENT: #184-001322  
 DATE PLOTTED: 4/5/2012 5:25:55 PM  
 FILE NAME: 0177-sigr-em010.dgn  
 PLOT DRIVER: arfahf  
 PEN TABLE: standard-trans.tbl

HRGreen.com  
 Illinois Professional Design Firm  
 #184-001322

|                      |                |           |
|----------------------|----------------|-----------|
| USER NAME = j_mehui  | DESIGNED - JJS | REVISED - |
| PLOT SCALE = 1"=20'  | CHECKED - DJ   | REVISED - |
| PLOT DATE = 4/5/2012 | DATE - 4/5/12  | REVISED - |

**STATE OF ILLINOIS**  
**DEPARTMENT OF TRANSPORTATION**

**REMOVE EXISTING TRAFFIC SIGNAL EQUIPMENT PLAN**  
**IL ROUTE 59 AT SHOE FACTORY ROAD**

SCALE: 1"=20'    SHEET NO. 1 OF 2 SHEETS    STA. NA    TO STA. NA

|                    |                        |             |                           |              |
|--------------------|------------------------|-------------|---------------------------|--------------|
| F.A.P. RTE. 338    | SECTION 10-00084-00-CH | COUNTY COOK | TOTAL SHEETS 63           | SHEET NO. 25 |
| CONTRACT NO. 63711 |                        |             | ILLINOIS FED. AID PROJECT |              |