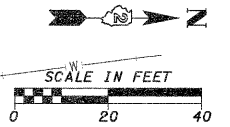

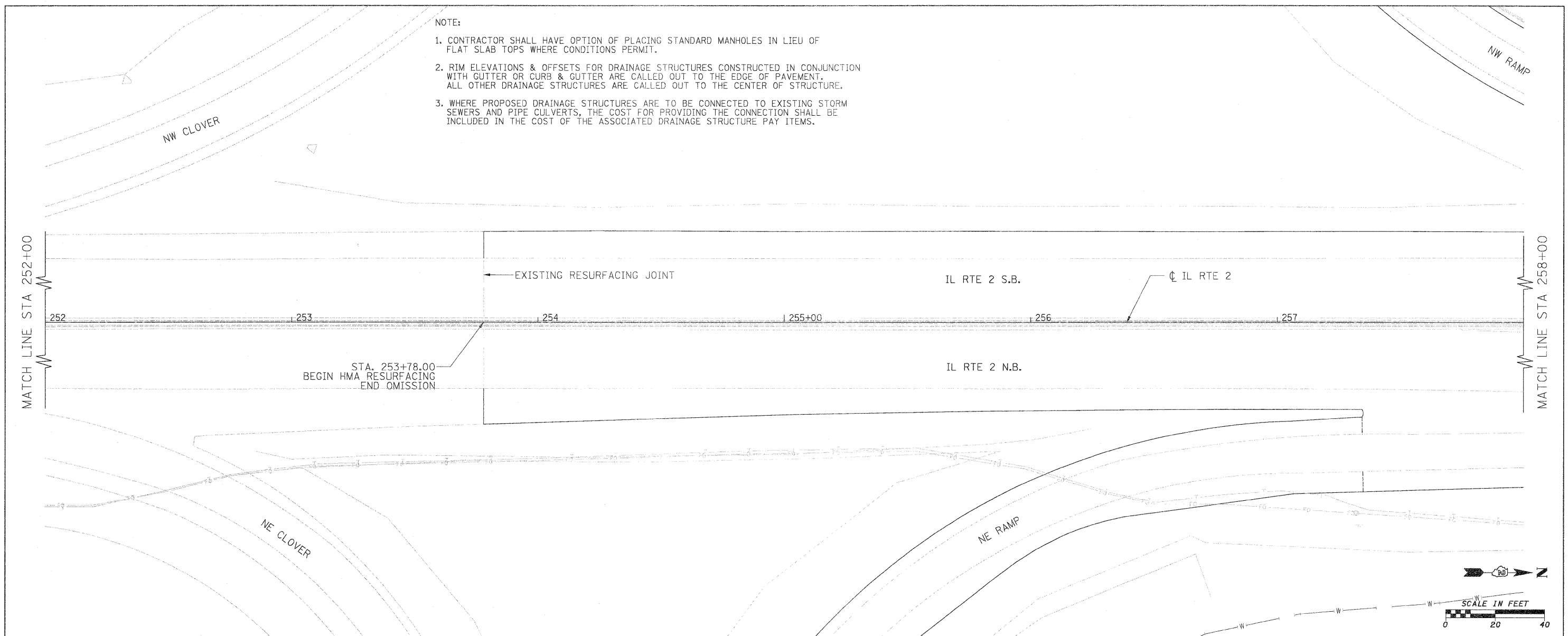


NOTE:

1. CONTRACTOR SHALL HAVE OPTION OF PLACING STANDARD MANHOLES IN LIEU OF FLAT SLAB TOPS WHERE CONDITIONS PERMIT.
2. RIM ELEVATIONS & OFFSETS FOR DRAINAGE STRUCTURES CONSTRUCTED IN CONJUNCTION WITH GUTTER OR CURB & GUTTER ARE CALLED OUT TO THE EDGE OF PAVEMENT. ALL OTHER DRAINAGE STRUCTURES ARE CALLED OUT TO THE CENTER OF STRUCTURE.
3. WHERE PROPOSED DRAINAGE STRUCTURES ARE TO BE CONNECTED TO EXISTING STORM SEWERS AND PIPE CULVERTS, THE COST FOR PROVIDING THE CONNECTION SHALL BE INCLUDED IN THE COST OF THE ASSOCIATED DRAINAGE STRUCTURE PAY ITEMS.

PLAN	SURVEYED	BY	DATE
	ALIGNED		
	RT. OF WAY CHECKED		
	NO.		

PROFILE	SURVEYED	BY	DATE
	GRADES CHECKED		
	B.M. NOTED		
	STRUCTURE NOTATIONS CHKD		



FILE NAME =	USER NAME = #USER#	DESIGNED - GE	REVISED -	STATE OF ILLINOIS DEPARTMENT OF TRANSPORTATION	FAP 742 (IL 2) PROPOSED DRAINAGE PLAN AND PROFILE	F.A.P. RTE. 742	SECTION 34R	COUNTY WINNEBAGO	TOTAL SHEETS 491	SHEET NO. 200	
#FILE#	PLOT SCALE = #SCALE#	DRAWN - GE	REVISED -			SCALE: 1" = 20'	SHEET NO. 07 OF 30 SHEETS	STA. 252+00	TO STA. 258+00	CONTRACT NO. 64515	
	PLOT DATE = #DATE#	CHECKED - SL	REVISED -			ILLINOIS FED. AID PROJECT					
		DATE - 05/2011	REVISED -								