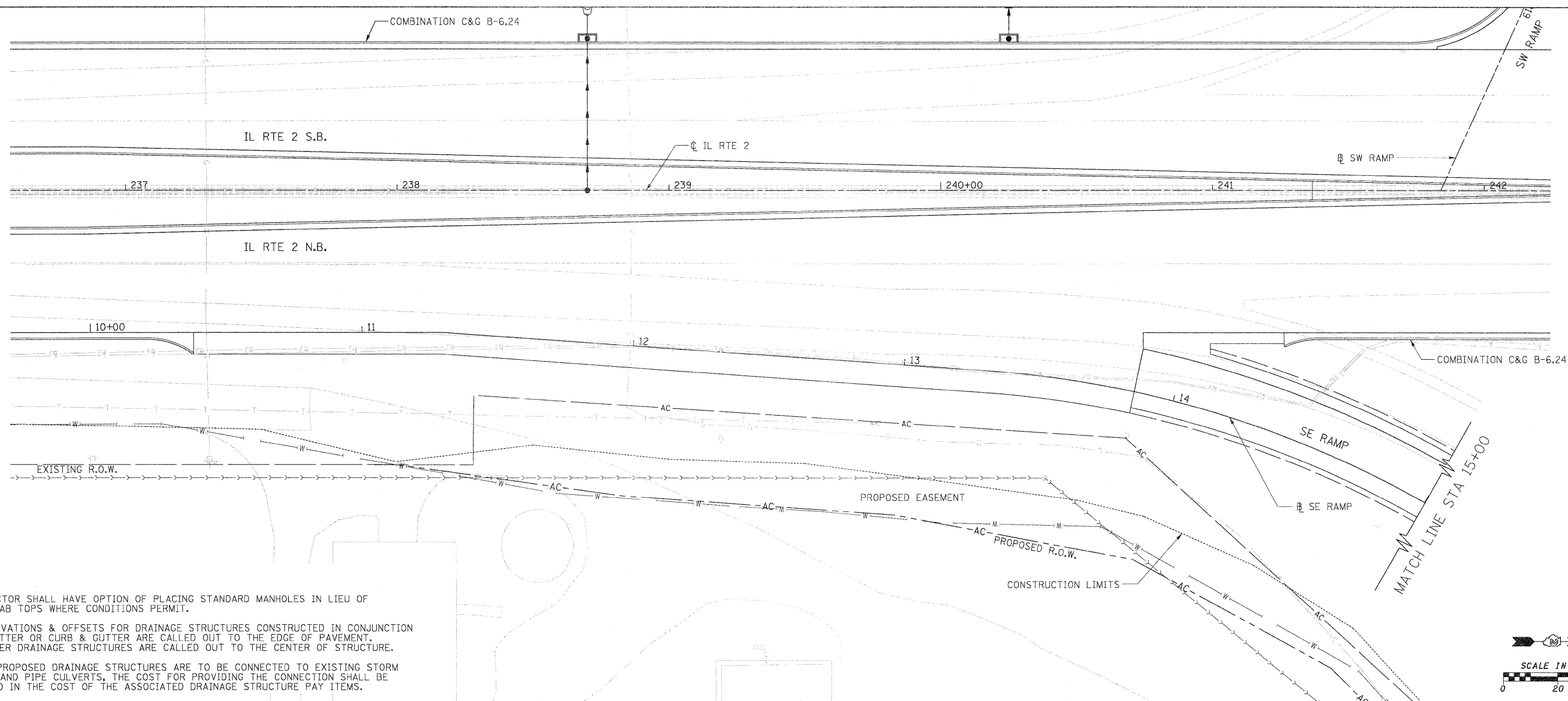
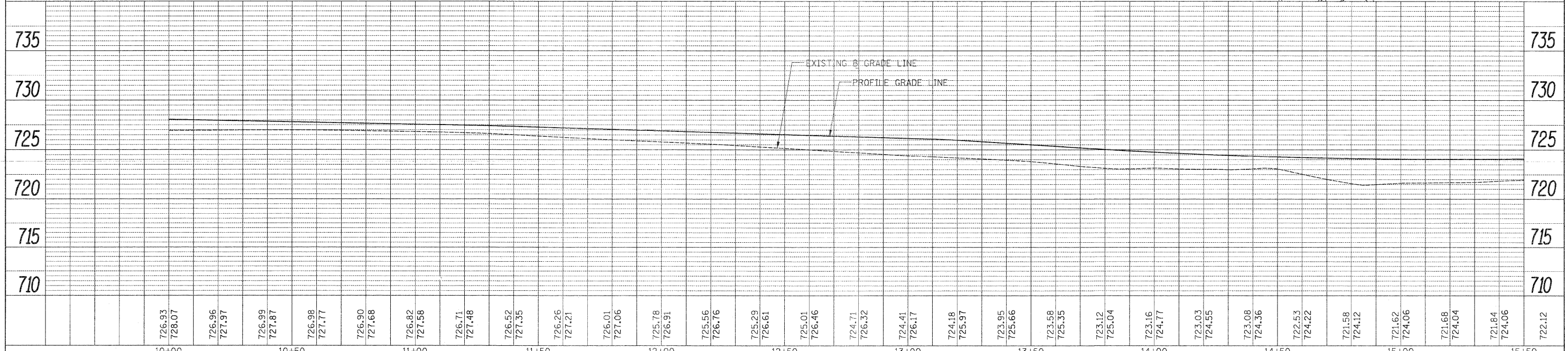
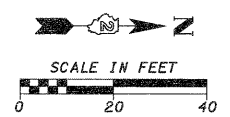


SURVEYED BY DATE
 PLOTTED BY
 CHECKED BY
 NOTE BOOK NO. FILE NAME

SURVEYED BY DATE
 PLOTTED BY
 CHECKED BY
 NOTE BOOK NO. FILE NAME



- NOTE:
1. CONTRACTOR SHALL HAVE OPTION OF PLACING STANDARD MANHOLES IN LIEU OF FLAT SLAB TOPS WHERE CONDITIONS PERMIT.
 2. RIM ELEVATIONS & OFFSETS FOR DRAINAGE STRUCTURES CONSTRUCTED IN CONJUNCTION WITH GUTTER OR CURB & GUTTER ARE CALLED OUT TO THE EDGE OF PAVEMENT. ALL OTHER DRAINAGE STRUCTURES ARE CALLED OUT TO THE CENTER OF STRUCTURE.
 3. WHERE PROPOSED DRAINAGE STRUCTURES ARE TO BE CONNECTED TO EXISTING STORM SEWERS AND PIPE CULVERTS, THE COST FOR PROVIDING THE CONNECTION SHALL BE INCLUDED IN THE COST OF THE ASSOCIATED DRAINAGE STRUCTURE PAY ITEMS.



FILE NAME =	USER NAME = *USER*	DESIGNED - GE	REVISED -	STATE OF ILLINOIS DEPARTMENT OF TRANSPORTATION	SE RAMP PROPOSED DRAINAGE PLAN AND PROFILE	F.A.P. RTE. 742	SECTION 34R	COUNTY WINNEBAGO	TOTAL SHEETS 491	SHEET NO. 217	
FILEL	DRAWN - GE	REVISED -	SCALE: 1" = 20'			SHEET NO. 24 OF 30 SHEETS	STA. 10+00 TO STA. 15+00	CONTRACT NO. 64515			
	CHECKED - SL	REVISED -	[ILLINOIS] FED. AID PROJECT								
	DATE - 05/2011	REVISED -									