

GENERAL NOTES

PLAN DIMENSIONS AND DETAILS RELATIVE TO EXISTING PLANS ARE SUBJECT TO NOMINAL CONSTRUCTION VARIATIONS. THE CONTRACTOR SHALL FIELD VERIFY EXISTING DIMENSIONS AND DETAILS AFFECTING NEW CONSTRUCTION AND MAKE NECESSARY APPROVED ADJUSTMENTS PRIOR TO CONSTRUCTION OR ORDERING OF MATERIALS. SUCH VARIATIONS SHALL NOT BE CAUSE FOR ADDITIONAL COMPENSATION FOR A CHANGE IN SCOPE OF WORK; HOWEVER, THE CONTRACTOR WILL BE PAID FOR THE QUANTITY ACTUALLY FURNISHED AT THE UNIT PRICE BID FOR THE WORK.

NO FIELD WELDING IS PERMITTED EXCEPT AS SPECIFIED IN THE CONTRACT DOCUMENTS.

REINFORCEMENT BARS DESIGNATED (E) SHALL BE EPOXY COATED.

PRIOR TO POURING THE NEW CONCRETE DECK, ALL HEAVY OR LOOSE RUST, LOOSE MILL SCALE, AND OTHER LOOSE OR POTENTIALLY DETRIMENTAL FOREIGN MATERIAL SHALL BE REMOVED FROM THE SURFACES IN CONTACT WITH CONCRETE. TIGHTLY ADHERED PAINT MAY REMAIN UNLESS OTHERWISE NOTED. REMOVAL SHALL BE ACCOMPLISHED BY METHODS THAT WILL NOT DAMAGE THE STEEL AND THE COST WILL BE INCLUDED IN THE PAY ITEM COVERING REMOVAL OF THE EXISTING CONCRETE.

THE EXISTING STRUCTURAL STEEL COATING CONTAINS LEAD, THE CONTRACTOR SHALL TAKE APPROPRIATE PRECAUTIONS TO DEAL WITH THE PRESENCE OF LEAD PAIN ON THIS PROJECT.

EXISTING STRUCTURAL STEEL THAT WILL BE IN CONTACT WITH NEW STRUCTURAL STEEL SHALL BE CLEANED AND PAINTED PRIOR TO ERECTION AS REQUIRED BY THE SPECIAL PROVISION "CLEANING AND PAINTING CONTACT SURFACE AREAS OF EXISTING STEEL STRUCTURES", COST INCLUDED WITH "FURNISHING AND ERECTING STRUCTURAL STEEL" OR "STRUCTURAL STEEL REPAIR".

FASTENERS SHALL BE HIGH STRENGTH BOLTS 3/4" Ø. OPEN HOLES 1/8" Ø UNLESS OTHERWISE NOTED. BOLTS TO BE MECHANICALLY GALVANIZED.

IF THE ANALYSIS SUBMITTED TO THE CONTRACTOR FOR THE JACKING/ TEMPORARY SUPPORT SYSTEM TO BE USED SHOWS STIFFENERS ARE REQUIRED TO PREVENT WEB CRIPPLING OR BUCKLING, THE STIFFENERS SHALL BE STEEL AND BOLTED TO THE WEB. IF STIFFENERS ARE NOT REQUIRED, HARDWOOD TIMBERS SHALL BE INSTALLED TIGHTLY BETWEEN THE TOP AND BOTTM FLANGE TO PREVENT FLANGE ROTATION.

THE STRUCTURAL STEEL PLATES OF THE BEARING ASSEMBLY SHALL CONFORM TO THE REQUIREMENTS OF AASHTO M 270 GRADE 36.

JOINT OPENING SHALL BE ADJUSTED ACCORDING TO ARTICLE 520.04 OF THE STANDARD SPECIFICATIONS WHEN THE DECK IS POURED AT AN AMBIENT TEMPERATURE OTHER THAN 50 DEGREES F.

ALL STRUCTURAL STEEL SHALL BE SHOP PAINTED WITH THE INORGANIC ZINC RICH PRIMER PER AASHTO M300, TYPE 1. COST INCLUDED WITH "FURNISHING AND ERECTING STEEL" OR "STRUCTURAL STEEL REPAIR".

EXISTING REINFORCEMENT BARS EXTENDING INTO THE REMOVAL AREA SHALL BE CLEANED, STRAIGHTENED AND INCORPORATED INTO THE NEW CONSTRUCTION. ANY REINFORCEMENT BARS THAT ARE DAMAGED DURING CONCRETE REMOVAL SHALL BE REPLACED WITH AN APPROVED BAR SPLICER OR ANCHORAGE SYSTEM. COST INCLUDED WITH CONCRETE REMOVAL.

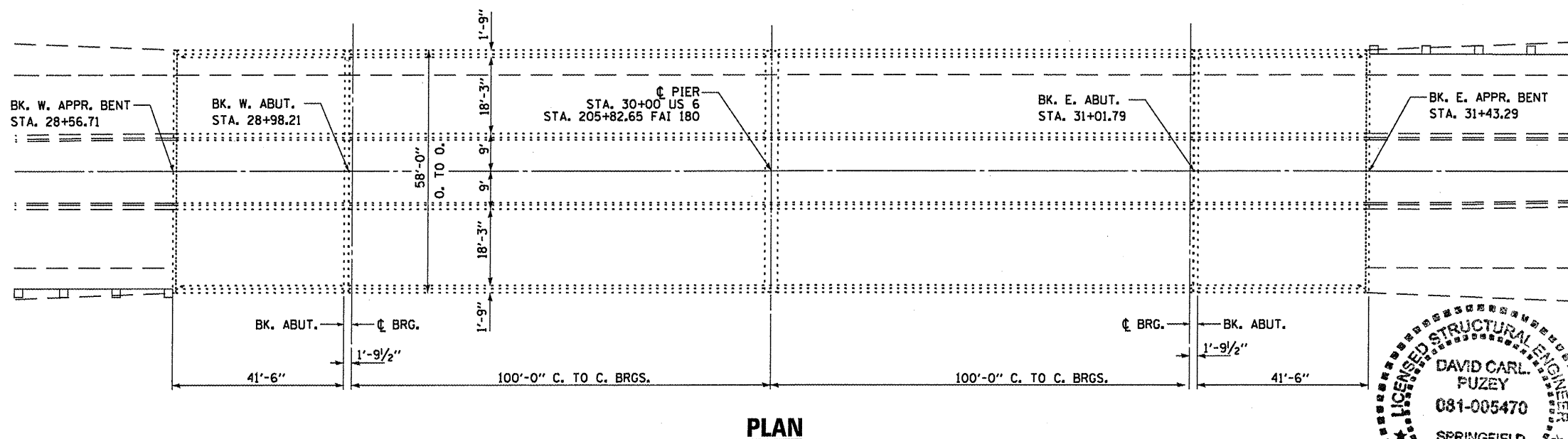
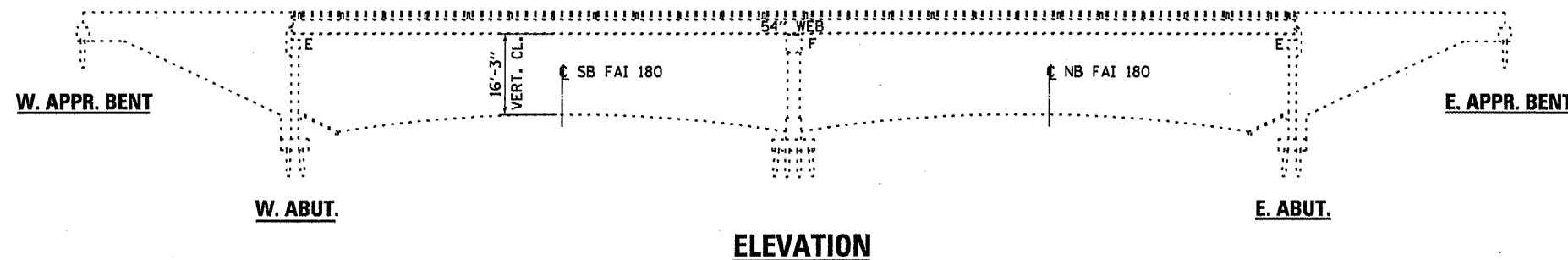
THE CONTRACTOR SHALL USE EXTREME CARE DURING CONCRETE REMOVAL SO AS NOT TO DAMAGE THE PPC I-BEAM.

QUANTITY OF DECK REPAIRS ARE ESTIMATED. THE ENGINEER SHALL SOUND THE ENTIRE DECK AREA TO DETERMINE EXACT LOCATIONS AND QUANTITIES OF REPAIR AREAS AFTER ALL HOT-MIX ASPHALT SURFACE OVERLAYS HAVE BEEN REMOVED. THE ENGINEER SHALL SHOW EXACT LOCATIONS OF DECK REPAIRS ON AS-BUILT PLANS.

AS DIRECTED BY THE ENGINEER, EXISTING CONSTRUCTION ACCESSORIES WELDED TO THE TOP FLANGE OF BEAMS AND GIRDERS SHALL BE REMOVED. THE WELD AREAS SHALL BE GROUND FLUSH AND INSPECTED FOR CRACKS USING MAGNETIC PARTICLE TESTING (MT) OR DYE PENETRANT TESTING (PT) BY QUALIFIED PERSONNEL APPROVED BY THE ENGINEER. ANY CRACKS THAT CANNOT BE REMOVED BY GRINDING 1/4" DEEP SHALL BE IDENTIFIED AND REPORTED TO THE BUREAU OF BRIDGES AND STRUCTURES FOR FURTHER DISPOSITION. THE COST OF REMOVING WELDED ACCESSORIES, GRINDING AND INSPECTING WELD AREAS AND GRINDING CRACKS WILL BE PAID FOR ACCORDING TO ARTICLE 109.04 OF THE STANDARD SPECIFICATIONS.


TWO 1/8 IN. ADJUSTING SHIMS SHALL BE PROVIDED FOR EACH BEARING IN ADDITION TO ALL OTHER PLATES OR SHIMS AND PLACED AS SHOWN ON BEARING DETAILS.

ALL STRUCTURAL STEEL SHALL CONFORM TO AASHTO CLASSIFICATION M-270 GR 36, UNLESS OTHERWISE NOTED.



TOTAL BILL OF MATERIALS

ITEM	UNIT	QUANTITY
HMA Surface Removal (Deck)	Sq Yd	1195
HMA Surface Cse. Mix C, N50	Ton	117
Waterproofing Membrane System	Sq Yd	1195
Concrete Removal	Cu yd	5.7
Concrete Superstructure	Cu Yd	5.7
Reinforcement Bars, Epoxy Coated	Pounds	2030
Bar Splicers	Each	32
Preformed Joint Strip Seal	Foot	115
Elastomeric Bearing Assembly, Type I	Each	16
Jack and Remove Existing Bearings	Each	16
Furnishing and Erecting Structural Steel	Pound	2880
Anchor Bolts 1 1/4" Ø	Each	32
Deck Slab Repair (Full Depth Type I)	Sq Yd	10
Deck Slab Repair (Partial)	Sq Yd	50
Structural Repair of Concrete Depth Equal To Or Less Than 5"	Sq Ft	372
Structural Steel Repair	Pound	2400



David Carl Puzey 5/11/12
Expires 11/30/12