70 MPH (110 km/h) DESIGN - 70' (21 m) MEDIAN

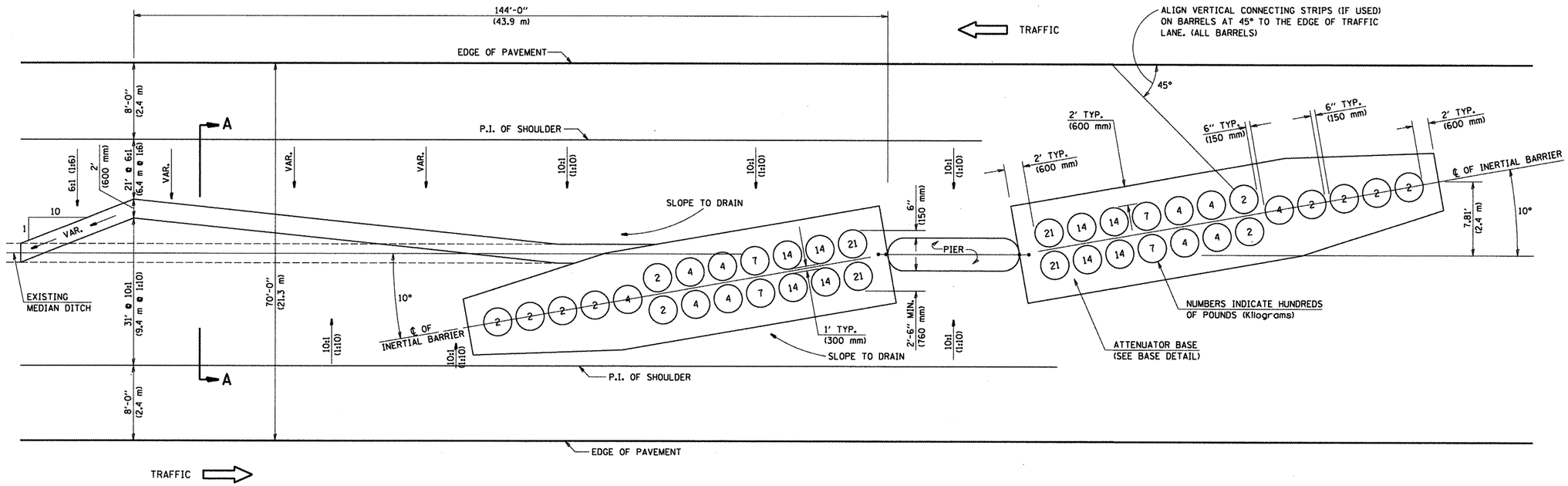

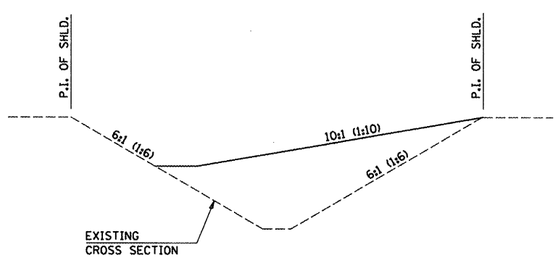

SECTION A-A
GRADING AND SHAPING DETAIL

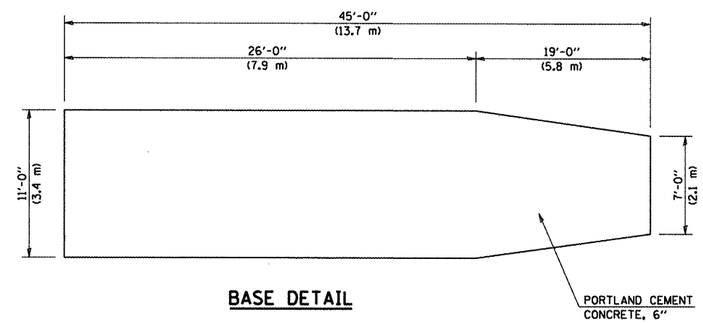

BASE DETAIL

GENERAL NOTES

1. ALL 10:1 (1:10) SLOPES SHOWN ON THIS DETAIL SHALL BE CONSTRUCTED 10:1 (1:10) OR FLATTER.
2. THE SLOPES AS SHOWN ON THIS DETAIL SHALL APPLY TO BOTH ENDS OF THE BRIDGE PIERS.
3. THE LENGTH X WIDTH OF MODULE LAYOUT IS 41.0' x 7.0': 19 MODULES - 14,400 LBS.
   (12.5 m x 2.1 m : 19 MODULES - 6532 kg).
4. IN AREAS OF 10:1 (1:10) SLOPES PRECEDING THE ATTENUATOR IN THE MEDIAN INSTALLATION, FOUR OR MORE WOOD POSTS SHALL BE PLACED AT 5' (1.5 m) INTERVALS IN THE MEDIAN ℄. SEE SPECIAL PROVISIONS AND SCHEDULES.

Note: All dimensions are in INCHES (millimeters) unless otherwise shown.

DESIGNER NOTE: SEE BDE PROCEDURE MEMORANDUM 34-06

FILE NAME = D5Safety-sht-details.dgn	USER NAME = eversol	DESIGNED -	REVISED - 11/06	STATE OF ILLINOIS DEPARTMENT OF TRANSPORTATION
		DRAWN -	REVISED - 12/08	
	PLOT SCALE = 40.0000 ' / in.	CHECKED -	REVISED - 05/11	
	PLOT DATE = 3/22/2012	DATE -	REVISED -	

IMPACT ATTENUATORS (NON-REDIRECTIVE) TEST LEVEL 3

SCALE: | SHEET NO. OF SHEETS | STA. TO STA.

DISTRICT 5 DETAIL NO. Z0030150D

F.A. RTE.	SECTION	COUNTY	TOTAL SHEETS	SHEET NO.
	VARIOUS	MCLEAN	38	38
		CONTRACT NO. 68A96		

FED. ROAD DIST. NO. | ILLINOIS | FED. AID PROJECT