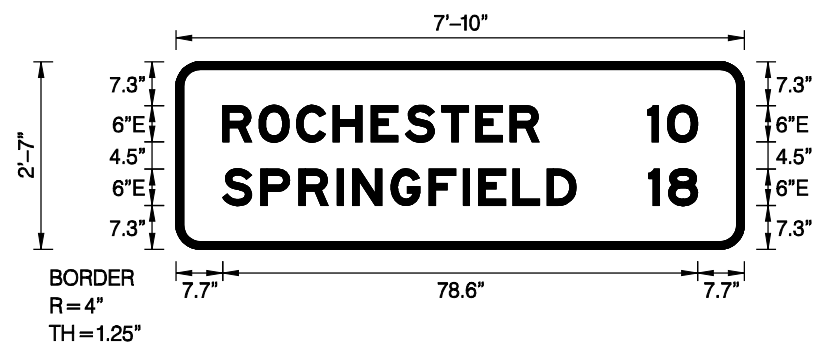


F.A. RTE.	SECTION	COUNTY	TOTAL SHEETS	SHEET NO.
75	84-12; 11-3	•	729	440
STA. N/A		TO STA. N/A		
FED. ROAD DIST. NO. 5 ILLINOIS FED. AID PROJECT				
• SANGAMON AND CHRISTIAN				

SIGN DETAIL - 005
N.T.S.



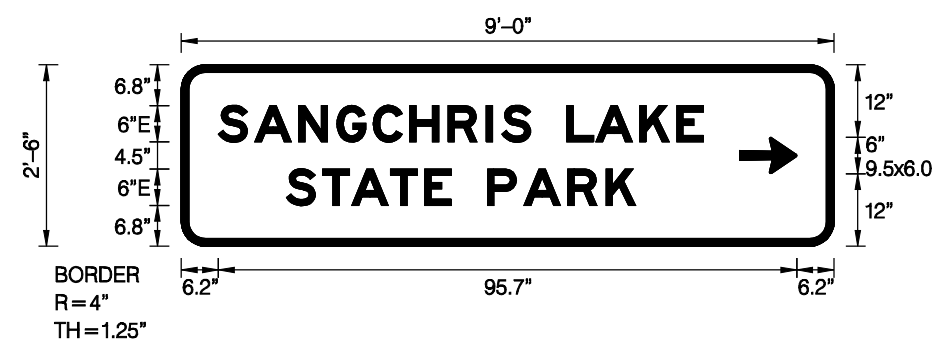
SIGN NUMBER	SIGN005
WIDTH x HGHT.	7'-10" x 2'-7"
BORDER WIDTH	1.25"
CORNER RADIUS	4"
MOUNTING	Ground
BACKGROUND	TYPE: Reflective COLOR: Green
LEGEND/BORDER	TYPE: Reflective COLOR: White /Pure White

SYMBOL	X	Y	WID	HT

Letter locations are panel edge to lower left corner

LETTER POSITIONS (X)													LENGTH	SERIES/SIZE	
R	O	C	H	E	S	T	E	R							E6
7.7	13.7	19.9	26	32.3	37.9	44	49.6	55.3							52.3
1	0														E6
78	81.3														8.3
S	P	R	I	N	G	F	I	E	L	D					E6
7.7	14	20.4	26.7	29.3	35.6	41.9	47.5	50.1	56.8	61.4					58.5
1	8														E6
78.2	81.5														8.1

SIGN DETAIL - 007
N.T.S.



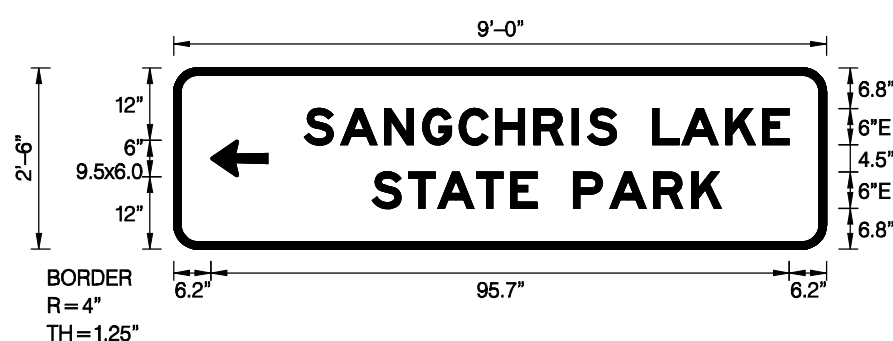
SIGN NUMBER	SIGN007
WIDTH x HGHT.	9'-0" x 2'-6"
BORDER WIDTH	1.25"
CORNER RADIUS	4"
MOUNTING	Ground
BACKGROUND	TYPE: Reflective COLOR: Brown
LEGEND/BORDER	TYPE: Reflective COLOR: White /Pure White

SYMBOL	X	Y	WID	HT
ARMED	92.4	12	9.5	6

Letter locations are panel edge to lower left corner

LETTER POSITIONS (X)													LENGTH	SERIES/SIZE		
S	A	N	G	C	H	R	I	S		L	A	K	E			E6
6.2	12.2	19.4	25.8	31.8	37.8	44.1	50.4	53	57.8	63.8	68.6	75.9	82			80.2
S	T	A	T	E		P	A	R	K							E6
17.4	23.4	28.2	34.6	40.3	44.7	50.7	56.7	64	70.3							57.8

SIGN DETAIL - 006
N.T.S.



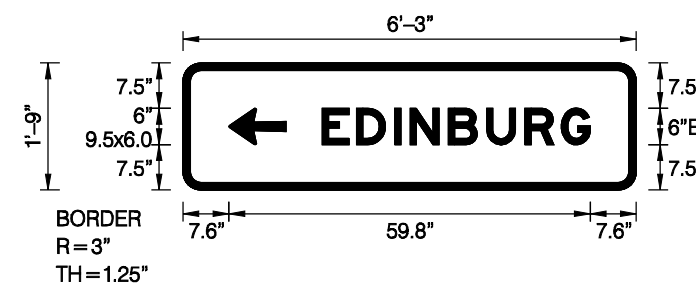
SIGN NUMBER	SIGN006
WIDTH x HGHT.	9'-0" x 2'-6"
BORDER WIDTH	1.25"
CORNER RADIUS	4"
MOUNTING	Ground
BACKGROUND	TYPE: Reflective COLOR: Brown
LEGEND/BORDER	TYPE: Reflective COLOR: White /Pure White

SYMBOL	X	Y	WID	HT
ARMED	6.2	12	9.5	6

Letter locations are panel edge to lower left corner

LETTER POSITIONS (X)													LENGTH	SERIES/SIZE		
S	A	N	G	C	H	R	I	S		L	A	K	E			E6
21.6	27.6	34.9	41.2	47.2	53.3	59.6	65.9	68.5	73.3	79.3	84.1	91.3	97.4			80.2
S	T	A	T	E		P	A	R	K							E6
32.8	36.9	43.7	50.1	55.7	60.2	66.1	72.2	79.4	85.7							57.8

SIGN DETAIL - 008
N.T.S.



SIGN NUMBER	SIGN008
WIDTH x HGHT.	6'-3" x 1'-9"
BORDER WIDTH	1.25"
CORNER RADIUS	3"
MOUNTING	Ground
BACKGROUND	TYPE: Reflective COLOR: Green
LEGEND/BORDER	TYPE: Reflective COLOR: White /Pure White

SYMBOL	X	Y	WID	HT
ARMED	7.6	7.5	9.5	6

Letter locations are panel edge to lower left corner

LETTER POSITIONS (X)													LENGTH	SERIES/SIZE		
E	D	I	N	B	U	R	G									E6
23.1	28.7	35	37.6	43.9	50.2	56.6	62.6									44.3

REVISIONS	
NAME	DATE

ILLINOIS DEPARTMENT OF TRANSPORTATION

SIGN DETAILS

SCALE: N.T.S. DRAWN BY: IDOT D-6

DATE: 03/06/2012 CHECKED BY: J.M.M.

Default: L:\DOT\030601\Draw\Sheets\030601\Draw\Signs\030601\Draw\Sign-Detail002.dgn 3/6/2012