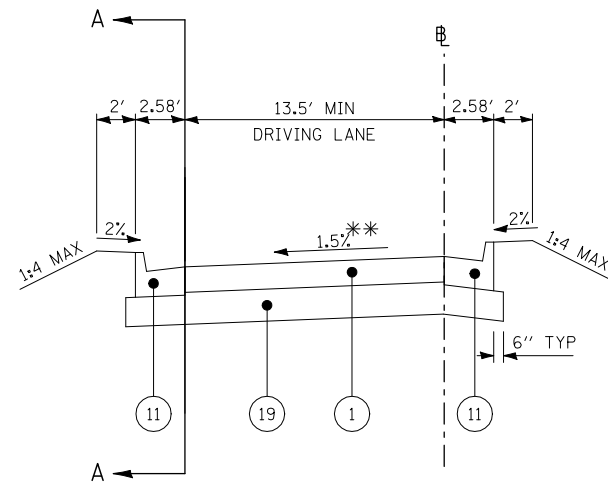


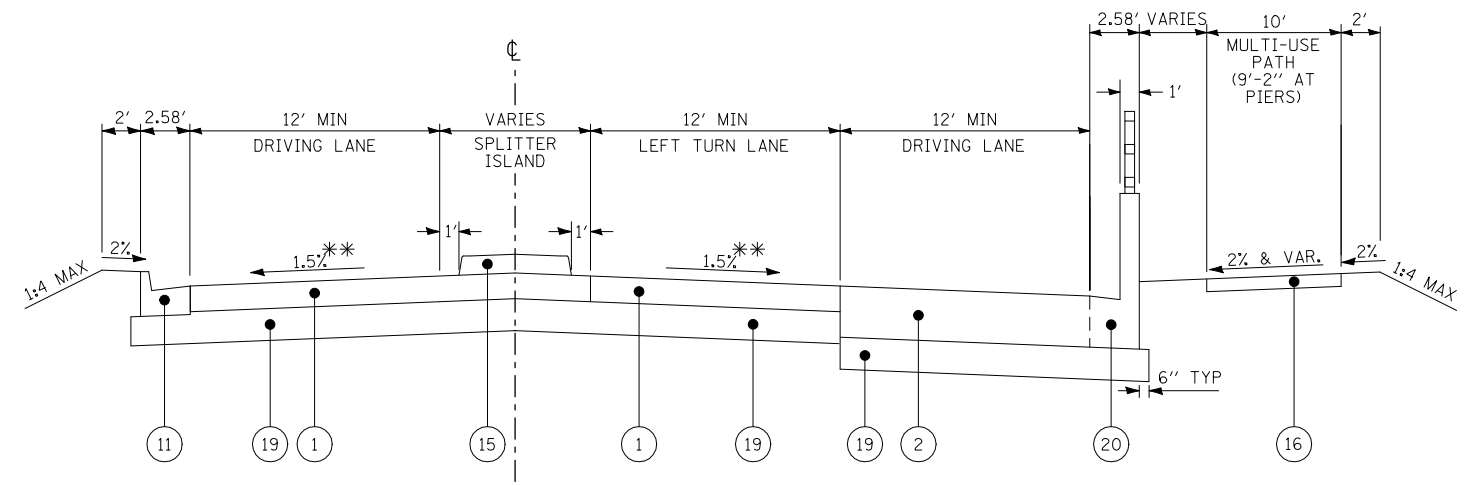
SECTION A-A

WESTBOUND IL 15 EXIT RAMP STA 10+87.50 TO STA 11+78.72



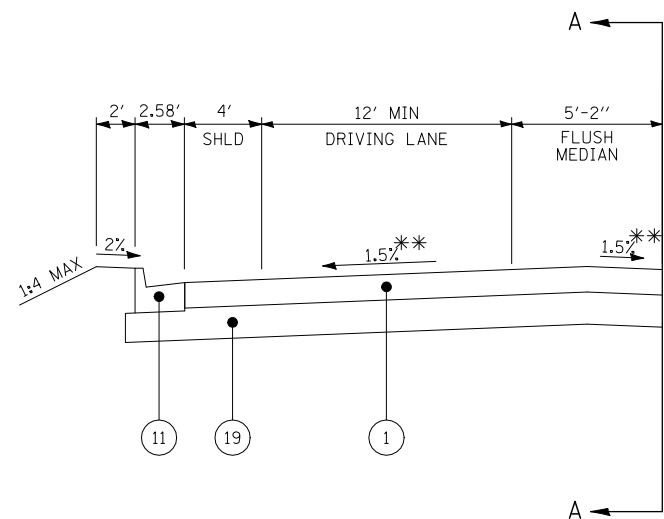
TYPICAL SECTION BEFORE SPLITTER ISLAND

WESTBOUND IL 15 EXIT RAMP STA 10+87.50 TO STA 12+60.00



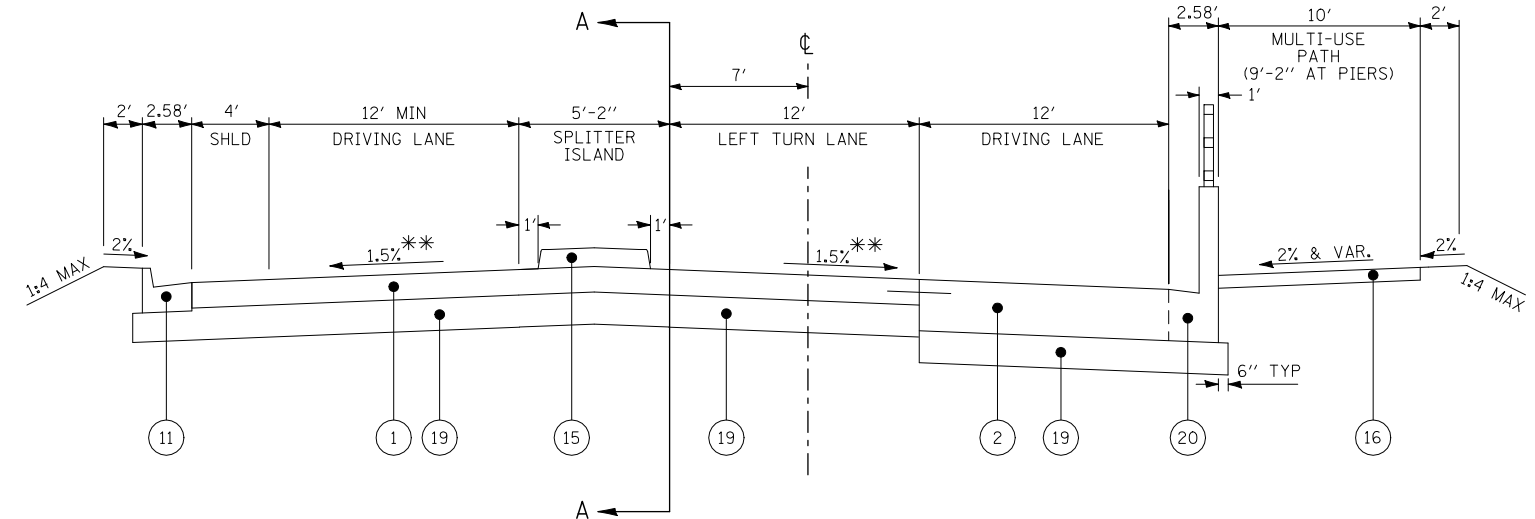
TYPICAL SECTION THROUGH SPLITTER ISLAND

IL 158 STA 0+70.00 TO STA 1+29.31



SECTION A-A

IL 158 STA 2+99.57 TO STA 3+47.65



TYPICAL SECTION THROUGH SPLITTER ISLAND

IL 158 STA 1+29.31 TO STA 2+99.57

** SLOPE VARIES NEAR ROUNDABOUT - SEE INTERSECTION DETAILS
EXISTING MATERIALS

- (A) EXISTING HOT-MIX ASPHALT OVERLAY (± 4")
- (B) EXISTING HMA SURFACE & AGGREGATE BASE (DEPTH VARIES)

- (1) PROPOSED PORTLAND CEMENT CONCRETE PAVEMENT, 9"
- (2) PROPOSED PORTLAND CEMENT CONCRETE PAVEMENT, 19"
- (3) PROPOSED PORTLAND CEMENT CONCRETE PAVEMENT, 9" (SPECIAL)
- (4) PROPOSED PORTLAND CEMENT CONCRETE BASE COURSE, 9"
- (5) PROPOSED POLYMERIZED HOT-MIX ASPHALT SURFACE COURSE, MIX "D", N70
- (6) PROPOSED POLYMERIZED HOT-MIX BINDER COURSE, IL-19.0, N70
- (7) PROPOSED COMBINATION CONCRETE CURB & GUTTER, TYPE M-2.12
- (8) PROPOSED COMBINATION CONCRETE CURB & GUTTER, TYPE M-2.12, SPECIAL

PROPOSED MATERIALS

- (9) PROPOSED COMBINATION CONCRETE CURB & GUTTER, TYPE B-6.12
- (10) PROPOSED COMBINATION CONCRETE CURB & GUTTER, TYPE B-6.12, SPECIAL
- (11) PROPOSED COMBINATION CONCRETE CURB & GUTTER, TYPE B-6.24
- (12) PROPOSED COMBINATION CONCRETE CURB & GUTTER, TYPE B-6.24, SPECIAL
- (13) PROPOSED COMBINATION CONCRETE CURB & GUTTER, TYPE B-9.12, SPECIAL
- (14) PROPOSED CONCRETE MEDIAN SURFACE, 4"
- (15) PROPOSED CONCRETE BARRIER MEDIAN, TYPE SB-6
- (16) PROPOSED PORTLAND CEMENT CONCRETE SIDEWALK, 4"
- (17) PROPOSED SUB-BASE GRANULAR MATERIAL, TYPE B, 4"
- (18) PROPOSED SUB-BASE GRANULAR MATERIAL, TYPE B, 8"
- (19) PROPOSED SUB-BASE GRANULAR MATERIAL, TYPE B, 12"
- (20) PROPOSED CONCRETE BARRIER WALL (SPECIAL)

FILE NAME =	USER NAME = beriechmann	DESIGNED -	REVISED -
\\0906600\0906603\cad\plans\004-D876006-Shit-Typical.dgn		DRAWN -	REVISED -
PLOT SCALE = 10.0000 "/ IN.		CHECKED -	REVISED -
PLOT DATE = 3/20/2012		DATE -	REVISED -

STATE OF ILLINOIS
DEPARTMENT OF TRANSPORTATION

HORNER &
SHIRN, INC.
ENGINEERS

TYPICAL SECTIONS

SCALE: NONE SHEET NO. 3 OF 7 SHEETS STA. TO STA.

F.A.P. RTE 809 / F.A.U. RTE 9251 / F.A.U. RTE 9269

F.A. RTE.	SECTION	COUNTY	TOTAL SHEETS	SHEET NO.
(1)	135-N	ST. CLAIR	206	19
			CONTRACT NO. 76D06	
ILLINOIS FED. AID PROJECT				