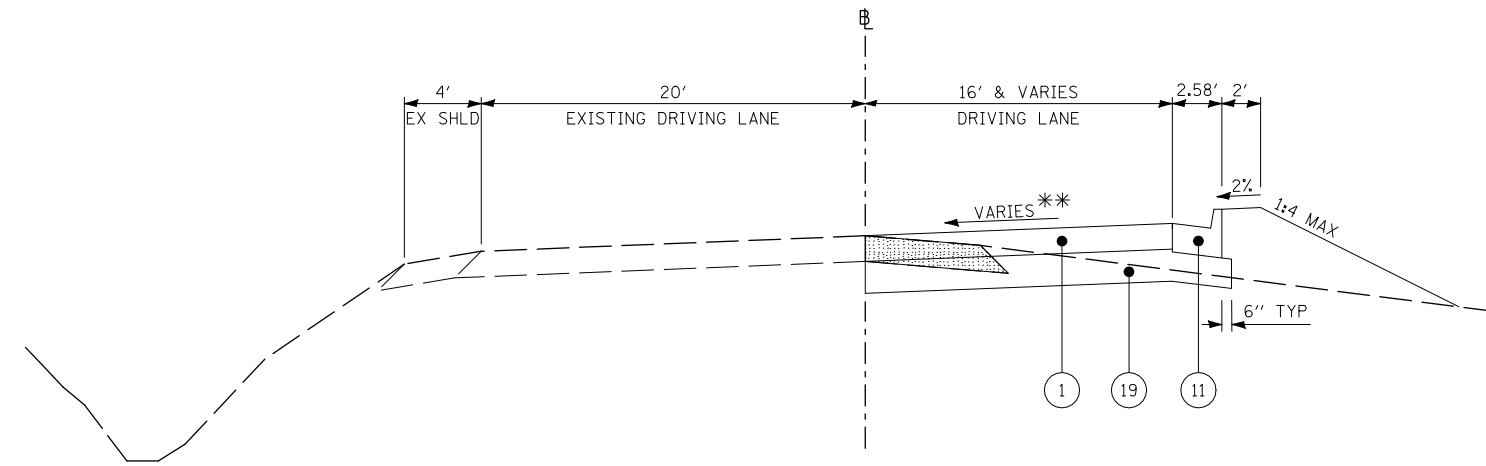


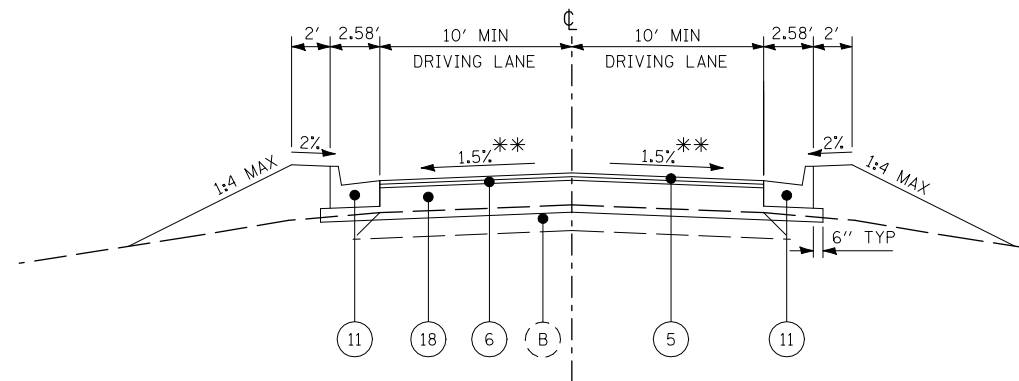
TYPICAL SECTION BEFORE SPLITTER ISLAND
WESTBOUND IL 15 ENTRANCE RAMP STA 91+78.10 TO STA 93+39.54



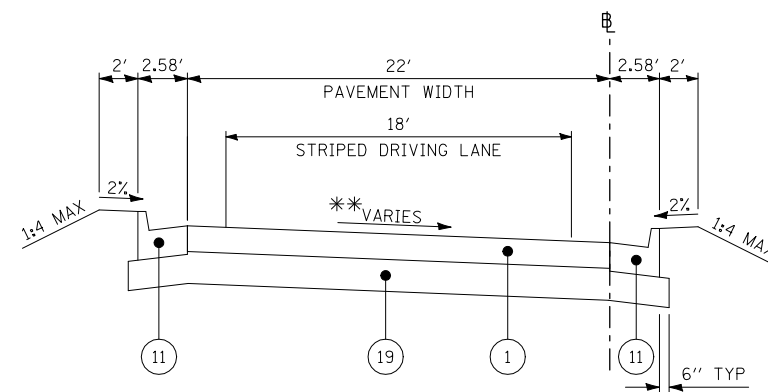
TYPICAL SECTION WB IL 15 ENTRANCE RAMP
WESTBOUND IL 15 ENTRANCE RAMP STA 93+39.54 TO STA 97+23.38

NOTES

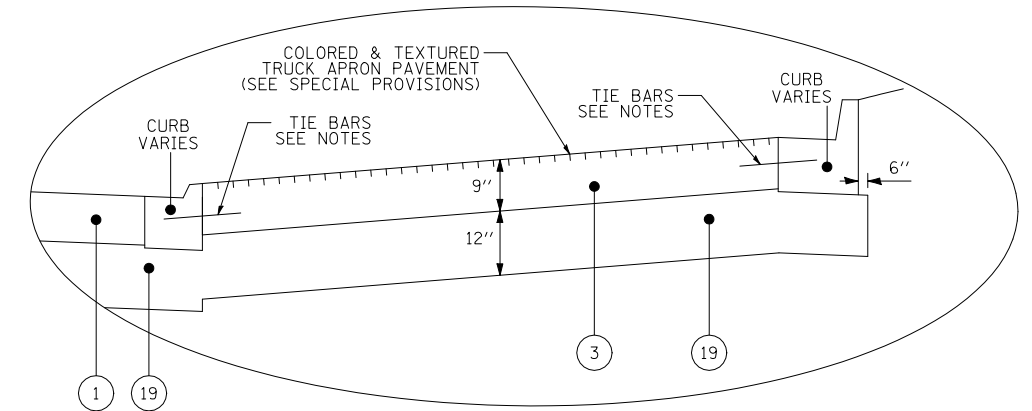
- TIE BARS IN ACCORDANCE WITH DETAILS FOR LONGITUDINAL CONSTRUCTION JOINT AS SHOWN ON STANDARD 420001. COST OF TIE BARS INCLUDED IN THE COST OF PCC PAVEMENT.



TYPICAL SECTION WHISKEY ROAD
STA 61+03+00 TO STA 61+94.51



TYPICAL SECTION BEFORE SPLITTER ISLAND
BYPASS STA 101+29.24 TO STA 103+70.87



DETAIL "A"

** SLOPE VARIES NEAR ROUNDABOUT - SEE INTERSECTION DETAILS
EXISTING MATERIALS

- (A) EXISTING HOT-MIX ASPHALT OVERLAY (± 4")
- (B) EXISTING HMA SURFACE & AGGREGATE BASE (DEPTH VARIES)

- (1) PROPOSED PORTLAND CEMENT CONCRETE PAVEMENT, 9"
- (2) PROPOSED PORTLAND CEMENT CONCRETE PAVEMENT, 19"
- (3) PROPOSED PORTLAND CEMENT CONCRETE PAVEMENT, 9" (SPECIAL)
- (4) PROPOSED PORTLAND CEMENT CONCRETE BASE COURSE, 9"
- (5) PROPOSED POLYMERIZED HOT-MIX ASPHALT SURFACE COURSE, MIX "D", N70
- (6) PROPOSED POLYMERIZED HOT-MIX BINDER COURSE, IL-19.0, N70
- (7) PROPOSED COMBINATION CONCRETE CURB & GUTTER, TYPE M-2.12
- (8) PROPOSED COMBINATION CONCRETE CURB & GUTTER, TYPE M-2.12, SPECIAL

PROPOSED MATERIALS

- (9) PROPOSED COMBINATION CONCRETE CURB & GUTTER, TYPE B-6.12
- (10) PROPOSED COMBINATION CONCRETE CURB & GUTTER, TYPE B-6.12, SPECIAL
- (11) PROPOSED COMBINATION CONCRETE CURB & GUTTER, TYPE B-6.24
- (12) PROPOSED COMBINATION CONCRETE CURB & GUTTER, TYPE B-6.24, SPECIAL
- (13) PROPOSED COMBINATION CONCRETE CURB & GUTTER, TYPE B-9.12, SPECIAL
- (14) PROPOSED CONCRETE MEDIAN SURFACE, 4"
- (15) PROPOSED CONCRETE BARRIER MEDIAN, TYPE SB-6
- (16) PROPOSED PORTLAND CEMENT CONCRETE SIDEWALK, 4"
- (17) PROPOSED SUB-BASE GRANULAR MATERIAL, TYPE B, 4"
- (18) PROPOSED SUB-BASE GRANULAR MATERIAL, TYPE B, 8"
- (19) PROPOSED SUB-BASE GRANULAR MATERIAL, TYPE B, 12"
- (20) PROPOSED CONCRETE BARRIER WALL (SPECIAL)

FILE NAME =	USER NAME = beriechmann	DESIGNED -	REVISED -
\\0906600\0906603\cad\t\plans\004-D876D06-Sht-Typical.dgn		DRAWN -	REVISED -
		CHECKED -	REVISED -
		DATE -	REVISED -

STATE OF ILLINOIS
DEPARTMENT OF TRANSPORTATION



TYPICAL SECTIONS

SCALE: NONE SHEET NO. 5 OF 7 SHEETS STA. TO STA.

(1) F.A.P. RTE 809 / F.A.U. RTE 9251 / F.A.U. RTE 9269

F.A. RTE.	SECTION	COUNTY	TOTAL SHEETS	SHEET NO.
(1)	135-N	ST. CLAIR	206	21
			CONTRACT NO. 76D06	
ILLINOIS FED. AID PROJECT				