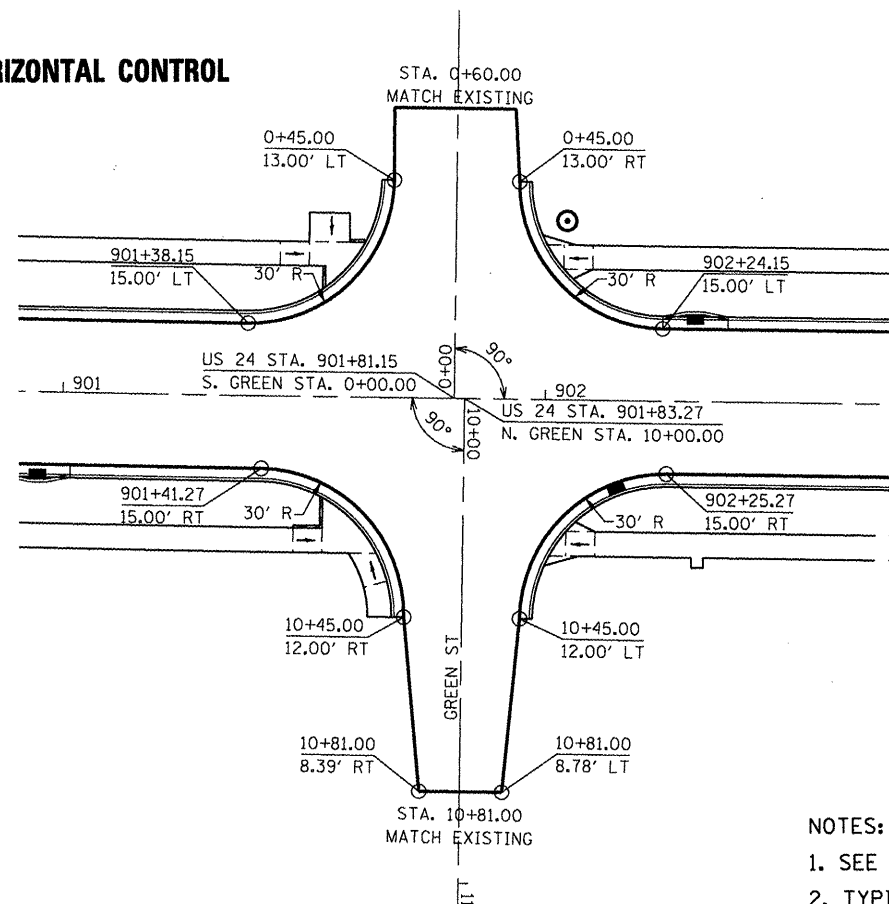
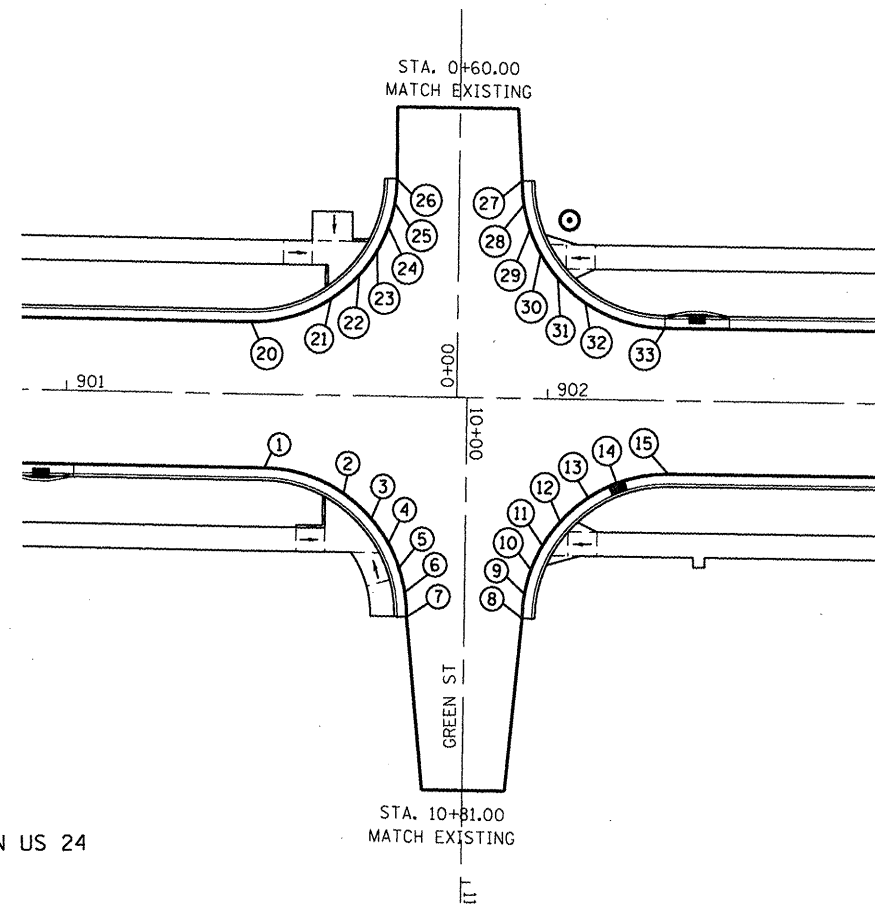


HORIZONTAL CONTROL

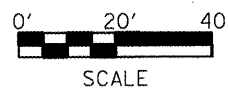
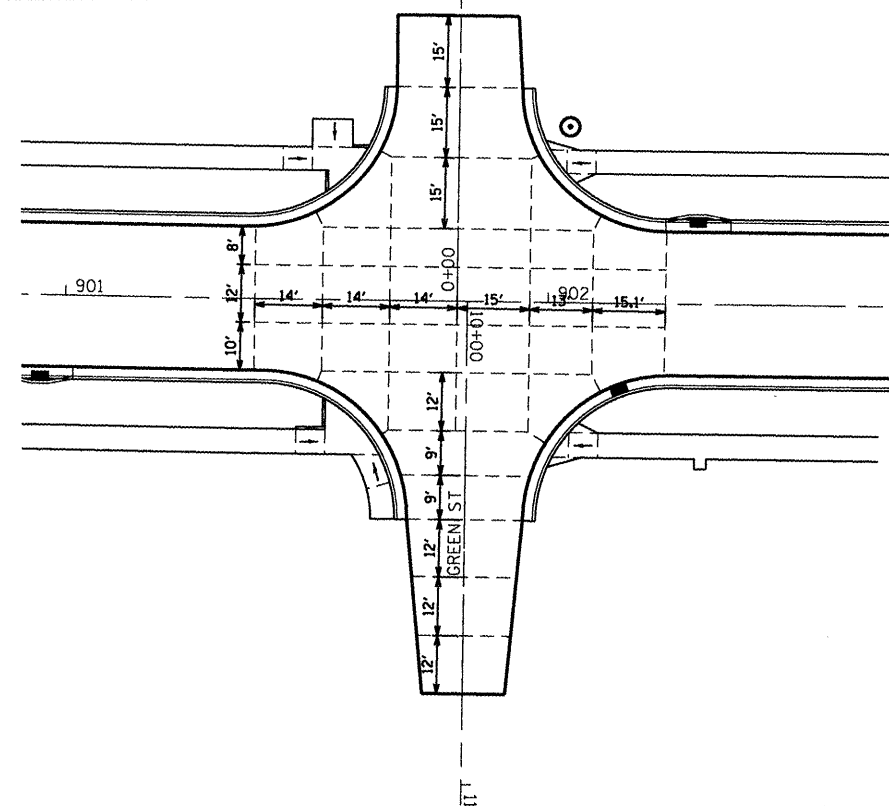


VERTICAL CONTROL



- NOTES:**
1. SEE SIDEROAD PROFILES.
 2. TYPICAL TRANSVERSE JOINT SPACING ON US 24 BETWEEN INTERSECTIONS SHALL BE 14'.

PAVEMENT JOINTS



LOCATION	STATION	OFFSET	ELEVATION
N. GREEN ST			
1	10+15.00	42.00	700.30
2	10+20.00	25.42	700.42
3	10+25.00	19.64	700.53
4	10+30.00	16.02	700.62
5	10+35.00	13.72	700.71
6	10+40.00	12.42	700.80
7	10+45.00	12.00	700.89
8	10+45.00	12.00	700.89
9	10+40.00	12.42	700.85
10	10+35.00	13.72	700.80
11	10+30.00	16.02	700.75
12	10+25.00	19.64	700.69
13	10+20.00	25.42	700.62
14	10+17.00	31.23	700.56
15	10+15.00	42.00	700.66

LOCATION	STATION	OFFSET	ELEVATION
S. GREEN ST			
20	0+15.00	43.00	700.28
21	0+20.00	26.42	700.21
22	0+25.00	20.64	700.13
23	0+30.00	17.02	700.10
24	0+35.00	14.72	700.04
25	0+40.00	13.42	699.96
26	0+45.00	13.00	699.89
27	0+45.00	13.00	699.89
28	0+40.00	13.42	699.98
29	0+35.00	14.72	700.08
30	0+30.00	17.02	700.18
31	0+25.00	20.64	700.29
32	0+20.00	26.42	700.43
33	0+15.00	43.00	700.65