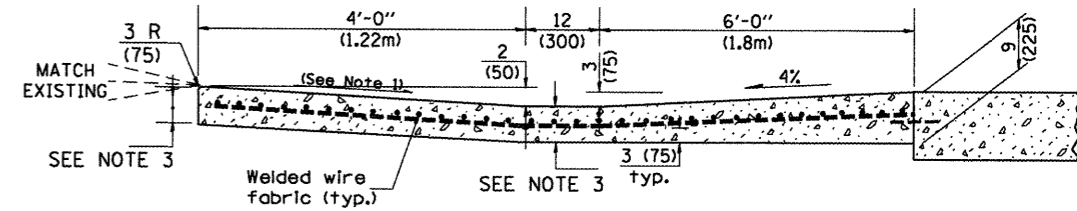
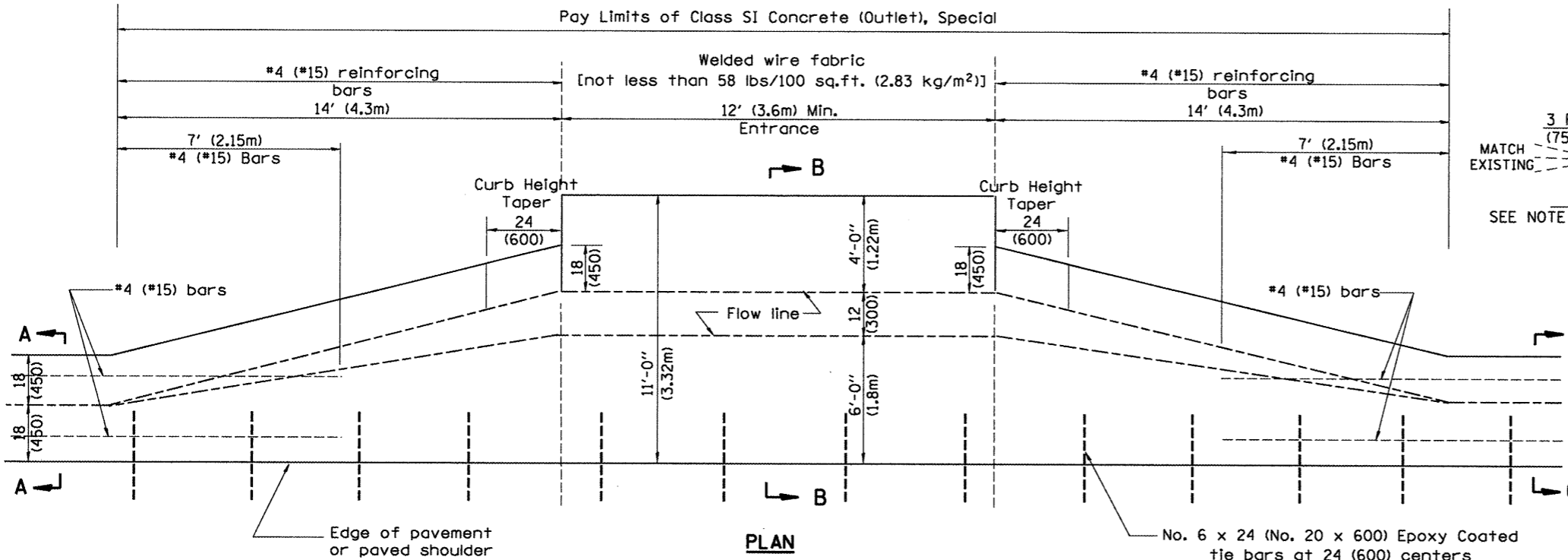
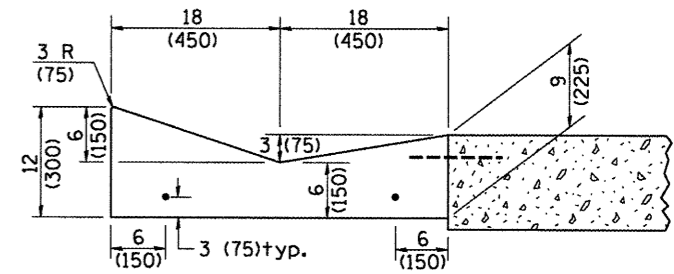


QUANTITY CALCULATION			
LOCATION	LENGTH	NON-COMMERCIAL 6 (150)	COMMERCIAL ENTRANCE 8 (200)
Entrance Flare	7 Ft (2.15 m) Urban 14 Ft (4.30 m) Rural	0.15 Cu Yd / Ft (0.37 Cu M / M)	0.18 Cu Yd / Ft (0.45 Cu M / M)
Section B-B	See Plans	0.23 Cu Yd / Ft (0.57 Cu M / M)	0.28 Cu Yd / Ft (0.70 Cu M / M)



QUANTITIES	
CALC. BY:	DATE:
CHECKED BY:	DATE:

QUANTITY CALCULATIONS ARE ON FILE AT THE DISTRICT 4 OFFICE, BUREAU OF PROJECT IMPLEMENTATION, DOCUMENTATION SECTION

- GENERAL NOTES
- Slope may be increased from 4% (min.) to 6% (max.) in order to match the existing.
 - The cross-slope is to be constructed as given in the plans from back turnout to where driveway matches existing.
 - For Non-Commercial Entrances the driveway thickness shall be 6 (150). For Commercial Entrances the driveway thickness shall be 8 (200).

All dimensions are in inches (millimeters) unless otherwise noted.

STATE OF ILLINOIS
DEPARTMENT OF TRANSPORTATION

CONCRETE GUTTER, TYPE A, (SPECIAL)
(INLET, OUTLET & ENTRANCE)

SHT. 3 OF 3
CADD STD. 606101-D4

F.A. RTE.	SECTION	COUNTY	TOTAL SHEETS	SHEET NO.
317	16W-1, RS-3	FULTON	347	196

CONTRACT NO. 88795

NOT TO SCALE

FED. ROAD DIST. NO. ILLINOIS FED. AID PROJECT