

06-15-2018 LETTING ITEM 052

STATE OF ILLINOIS
DEPARTMENT OF TRANSPORTATION

| F.A.J. RTE. | SECTION | COUNTY | TOTAL SHEETS | SHEET NO. |
|-------------|---------|----------|--------------------|-----------|
| VAR | VARIOUS | ILLINOIS | 65 | 1 |
| | | | CONTRACT NO. 72K62 | |

FOR INDEX OF SHEETS, SEE SHEET NO. 2

PROPOSED IMPROVEMENTS

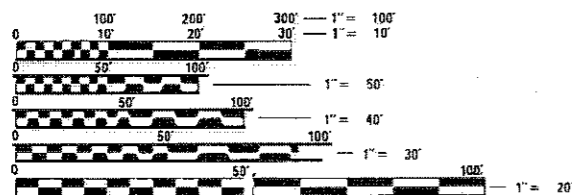
VARIOUS ROUTES
SECTION: ITS D6-1

SANGAMON &
MORGAN COUNTIES

C-96-091-18



SEE SHEET 5 FOR LOCATIONS



FULL SIZE PLANS HAVE BEEN PREPARED USING STANDARD ENGINEERING SCALES. REDUCED SIZED PLANS WILL NOT CONFORM TO STANDARD SCALES. IN MAKING MEASUREMENTS ON REDUCED PLANS, THE ABOVE SCALES MAY BE USED.

J.U.L.I.E.
JOINT UTILITY LOCATION INFORMATION FOR EXCAVATION
1-800-892-0123
DR 811

PROJECT ENGINEER : MIKE IRWIN - (217)524-7765
PROJECT MANAGER : TIM SHARP - (217)524-9160

CONTRACT NO. 72K62

STATE OF ILLINOIS
DEPARTMENT OF TRANSPORTATION

SUBMITTED 3 April 2018
[Signature]
REGION FOUR ENGINEER

May 4 2018
[Signature]
ENGINEER OF DESIGN AND ENVIRONMENT

May 11 2018
[Signature]
DIRECTOR OF HIGHWAYS PROJECT IMPLEMENTATION




PRINTED BY THE AUTHORITY
OF THE STATE OF ILLINOIS

INDEX OF SHEETS

- 1 COVER SHEET
- 2 INDEX OF SHEETS, GENERAL NOTES,
SIGNATURES, STANDARDS
- 3 SUMMARY OF QUANTITIES
- 4 LEGEND AND NOTES
- 5 LOCATION PLANS
- 6-51 FIBER PLANS
- 51-65 CAMERA PLANS
- 66 EXISTING SIGNAL PLAN 11TH AND MADISON

HIGHWAY STANDARDS

- 701101-05 OFF-RD OPERATION, ML, 15' TO 24" FROM PAVEMENT EDGE
- 701601-09 URBAN LANE CLOSURE, MULTILANE, 1W OR 2W WITH NONTRAVERSABLE MEDIAN
- 701602-09 URBAN LANE CLOSURE, MULTILANE, 2W WITH BIDIRECTIONAL LEFT TURN LANE
- 701901-07 TRAFFIC CONTROL DEVICES
- 814001-03 HANDHOLES

| | |
|---|--|
| STATE OF ILLINOIS DEPARTMENT OF TRANSPORTATION DIVISION OF HIGHWAYS DISTRICT 6 | |
| EXAMINED | <u>March 30th 20 18</u> |
| |  ENGINEER OF OPERATIONS |
| EXAMINED | <u>Mar 29 20 18</u> |
| |  ENGINEER OF PROJECT IMPLEMENTATION |
| EXAMINED | <u>April 2 2018</u> |
| |  ENGINEER OF PROGRAM DEVELOPMENT |

| CODE NO. | ITEM | UNIT | TOTAL QUANTITY | FORMAL CONT. | FORMAL CONT. |
|----------|--|-------|----------------|-----------------------------|---------------------------|
| | | | | 100% STATE | 100% STATE |
| | | | | SANGAMON ROADWAY 0043 RURAL | MORGAN ROADWAY 0043 RURAL |
| 42400100 | PORTLAND CEMENT CONCRETE SIDEWALK 4 INCH | SQ FT | 154.0 | 154.0 | 0.0 |
| 44006600 | SIDEWALK REMOVAL | SQ FT | 154.0 | 154.0 | 0.0 |
| 67160160 | MOBILIZATION | L SUM | 1.0 | 0.96 | 0.04 |
| 70102630 | TRAFFIC CONTROL AND PROTECTION, STANDARD 701601 | L SUM | 1.0 | 0.96 | 0.04 |
| 70102632 | TRAFFIC CONTROL AND PROTECTION, STANDARD 701602 | L SUM | 1.0 | 0.0 | 1.0 |
| 81028340 | UNDERGROUND CONDUIT, P.V.C. 1 1/2" DIA. | FOOT | 11823.0 | 11823.0 | 0.0 |
| 81300945 | JUNCTION BOX, STAINLESS STEEL, ATTACHED TO STRUCTURE, 34" x 34" x 8" | EACH | 2.0 | 2.0 | 0.0 |
| 81400100 | HANDHOLE | EACH | 66.0 | 64.0 | 2.0 |
| 87100140 | FIBER OPTIC CABLE IN CONDUIT, NO. 62.5/125, 12F | FOOT | 8128.0 | 8128.0 | 0.0 |
| 87900200 | DRILL EXISTING HANDHOLE | EACH | 15.0 | 15.0 | 0.0 |
| 89502210 | MODIFY EXISTING CONTROLLER CABINET | EACH | 75.0 | 72.0 | 3.0 |
| 89502300 | REMOVE ELECTRIC CABLE FROM CONDUIT | FOOT | 72683.0 | 69533.0 | 3050.0 |
| 89502375 | REMOVE EXISTING TRAFFIC SIGNAL EQUIPMENT | EACH | 2.0 | 2.0 | 0.0 |
| 89502385 | REMOVE EXISTING CONCRETE FOUNDATION | EACH | 1.0 | 1.0 | 0.0 |
| X0326266 | ETHERNET SWITCH | EACH | 20.0 | 18.0 | 2.0 |
| X0326812 | CAT 5 ETHERNET CABLE | FOOT | 1990.0 | 1990.0 | 0.0 |
| X0326905 | CLOSED CIRCUIT TELEVISION DOME CAMERA, IP BASED | EACH | 14.0 | 11.0 | 3.0 |
| X0326984 | FIBER OPTIC INTERCONNECT CABINET | EACH | 1.0 | 1.00 | 0.00 |
| X1400076 | COBALT CONTROLLER | EACH | 40.0 | 36.0 | 4.0 |
| X8130125 | REMOVE EXISTING JUNCTION BOX | EACH | 88.0 | 83.0 | 5.0 |
| X8710029 | FIBER OPTIC CABLE 34 FIBERS, SINGLE MODE | FOOT | 86910.5 | 83860.5 | 3050.0 |
| Z0010688 | CAMERA MOUNTING ASSEMBLY | EACH | 1.0 | 1.0 | 0.0 |
| Z0048665 | RAILROAD PROTECTIVE LIABILITY INSURANCE | L SUM | 1.0 | 1.00 | 0.00 |

| | | | |
|--|---------------------|-------------|-----------|
| FILE NAME = S:\CONTRACTS\72K62- ITS D6-1 - Var | USER NAME = shorpdf | DESIGNED - | REVISED - |
| Plot Co\PLANS\72K62-shl-3-500.dgn | | DRAWN - DMS | REVISED - |
| PLOT SCALE = 40.0000' / 1" = | | CHECKED - | REVISED - |
| PLOT DATE = 4/23/2019 | | DATE - | REVISED - |

STATE OF ILLINOIS
DEPARTMENT OF TRANSPORTATION

SUMMARY OF QUANTITIES

SCALE: SHEET OF SHEETS STA. TO STA.

| | | | | |
|--------------------|----------|---------|---------------------------|-----------|
| F.A.I. RTE. | SECTION | COUNTY | TOTAL SHEETS | SHEET NO. |
| VAR | ITS D5-1 | VARIOUS | 66 | 3 |
| CONTRACT NO. 72K62 | | | ILLINOIS FED. AID PROJECT | |


GENERAL NOTES

LEGEND

- R REMOVE
- RR REMOVE AND REPLACE
- ☐ EXISTING HANDHOLE
- ☒ EXISTING DOUBLE HANDHOLE
- ☒ EXISTING CONTROLLER
- ☐ PROPOSED HANDHOLE
- ☐ PROPOSED CCTV CAMERA
- ☐ EXISTING GULF BOX JUNCTION
- EXISTING CONDUIT
- PROPOSED CONDUIT

- 1 CCTV ARE LOCATION SENSITIVE. PROPOSED EQUIPMENT LOCATIONS ARE APPROXIMATE. TO ENSURE THE OPTIMUM FIELD OF VIEW, ACTUAL LOCATIONS SHALL BE DETERMINED IN THE FIELD BY THE CONTRACTOR, PER THE MANUFACTURER REPRESENTATIVES RECOMMENDATIONS AND THE ENGINEERS APPROVAL.
- 2 PLAN ELEVATIONS - U.S.G.S. MEAN SEA LEVEL DATUM.
- 3 ALL ELEVATIONS SHOWN ON THE PLANS ARE ESTABLISHED FROM U.S.G.S. MEAN SEA LEVEL DATUM.
- 4 U-BOLTS SHALL BE PRODUCED FROM ASTM A276, TYPE 304, 304L, 316, CONDITION A, COLD FINISH, OR AN EQUIVALENT MATERIAL ACCEPTABLE TO THE ENGINEER. ALL NUTS SHALL BE STAINLESS STEEL CONFORMING TO ASTM A194, GRADE 5 (AISI TYPE 304) OR GRADE 8F (AISI TYPE 303). THE NUTS SHALL BE LOCKNUTS WITH NYLON OR STEEL INSERTS AND SEMI FINISHED HEXAGONAL HEADS EQUIVALENT TO THE FINISHED HEX SERIES OF THE AMERICAN NATIONAL STANDARD. ALL WASHERS SHALL BE STAINLESS STEEL CONFORMING TO ASTM 240, TYPE 302 OR 304.
- 5 ALL BOLTS, SCREWS, NUTS AND WASHERS SHALL BE STAINLESS STEEL. ANTI-SEIZE PASTE COMPOUND SHALL BE USED ON ALL MOUNTING HARDWARE FIELD CONNECTIONS. ALL CCTV MOUNTING METHODS AND MOUNTING MATERIAL SHALL BE PRE-APPROVED BY THE ENGINEER.
- 6 UNDERGROUND CABLE MARKING TAPE SHALL BE INSTALLED WITH ALL TRENCH & BACKFILL FOR ELECTRICAL WORK IN ACCORDANCE WITH ARTICLES 815.03 (d) & 1066.05 OF THE STANDARD SPECIFICATIONS.
- 7 A 1/4" DIA. NYLON ROPE SHALL BE INSTALLED IN ALL CONDUIT RUNS. THE COST OF PULL ROPE SHALL BE INCLUDED IN THE PROPOSED ELECTRIC CABLE INSTALLATION IN THAT CONDUIT.
- 8 THE CONTRACTOR SHALL NOT DRILL ANY HOLES IN THE BEAMS, DECK, OR SUBSTRUCTURE OF THE BRIDGE, UNLESS OTHERWISE APPROVED BY THE ENGINEER.
- 9 ALL GROUND RODS SUPPLIED FOR THIS PROJECT SHALL BE 3/4" DIAMETER X 12'-0" LONG.
- 10 THE LOCATION OF EXISTING WATER MAINS, GAS MAINS, SEWERS, ELECTRIC POWER LINES, TELEPHONE LINES AND OTHER UTILITIES AS SHOWN ON THE PLANS ARE BASED ON CAREFUL FIELD INVESTIGATION AND THE BEST INFORMATION AVAILABLE, BUT THEY ARE NOT GUARANTEED. IT SHALL BE THE CONTRACTOR'S RESPONSIBILITY TO ASCERTAIN THEIR EXACT LOCATION FROM THE UTILITY COMPANIES AND BY FIELD INSPECTION.
- 11 ALL UTILITIES SHALL BE LOCATED IN FIELD PRIOR TO ANY ATTEMPT TO CONSTRUCT ANY COMPONENT OF THE VARIOUS CCTV CAMERA SYSTEM. ILLINOIS STATE LAW REQUIRES A 48-HOUR NOTICE BE GIVEN TO UTILITIES BEFORE DIGGING. FIELD MARKING OF FACILITIES MAY BE OBTAINED BY PROVIDING A MINIMUM OF 96-HOURS ADVANCE NOTICE TO THE RESIDENT ENGINEER SO THAT THE UTILITY COMPANIES CAN BE NOTIFIED.
- 12 COORDINATION WITH THE DEPARTMENTS BUREAU OF OPERATIONS IS REQUIRED BEFORE ANY TRENCHING SHALL BE DONE TO LOCATE HIGHWAY LIGHTING/PUMP STATION FACILITIES. PH: (217)558-6523 OR (217)524-9161.
- 13 THE AREAS THAT ARE DISTURBED DUE TO THE DIGGING OR TRENCHING SHALL BE COMPLETED ON A WEEKLY BASIS USING SEEDING, CLASS 2 AND MULCH METHOD 1 AND SHALL CONFORM TO THE REQUIREMENTS OF SECTION 251 OF THE STANDARD SPECIFICATIONS EXCEPT THAT NO EMULSIFIED ASPHALT SHALL BE USED. THE COST SHALL BE INCIDENTAL TO THE CONTRACT.
- 14 THE CONTRACTOR MUST COORDINATE AND COOPERATE WITH THE DEPARTMENT AND THE INVOLVED PARTIES AS DIRECTED BY THE DEPARTMENT
- 15 EXISTING CONDUIT AND PULL POINT LOCATIONS TAKEN FROM HISTORICAL DATA. CONTRACTOR SHALL FIELD VERIFY EXISTING CONDUIT SIZES AND LOCATIONS PRIOR TO INSTALLING PROPOSED FIBER OPTIC CABLE WITHIN EXISTING CONDUIT.
- 16 BENDING RADIUS OF FIBER OPTIC CABLE SHALL NOT EXCEED SIX (6) INCHES.
- 17 EXACT FIELD LOCATIONS OF ITS EQUIPMENT SHALL BE AS DIRECTED BY THE ENGINEER. THE CONTRACTOR SHALL TAKE CARE NOT TO INSTALL ITS EQUIPMENT IN DRAINAGE AREAS.
- 18 THE CONTRACTOR SHALL SUBMIT SHOP DRAWINGS, CONSTRUCTION METHODOLOGIES, PRODUCT MANUFACTURER SPECIFICATIONS, OWNERS MANUALS, AND USER MANUALS BEFORE PROCURING AND INSTALLING ANY ITS EQUIPMENT AS PART OF THIS CONTRACT. ALL PROPOSED ITS WORK SHALL BE REVIEWED AND APPROVED BY THE DEPARTMENT.
- 19 THE CONTRACTOR SHALL BE RESPONSIBLE FOR COORDINATING TRAFFIC CONTROL FOR THE INSTALLATION OF ITS RELATED EQUIPMENT WITH OTHER CONTRACTS AND WORK IN THE AREA.

| | | | | | | | | | | | |
|--|--------------------------------------|------------------|-----------------|---|-------------------------|-----------------------------|----------|---------|--------------|-----------|--|
| FILE NAME = S:\CONTRACTS\MAINT\CAO\72K62- ITS 06-1 - Var | USER NAME = sharptd | DESIGNED - _____ | REVISED - _____ | STATE OF ILLINOIS DEPARTMENT OF TRANSPORTATION | LEGEND AND NOTES | F.A.I. RTE. | SECTION | COUNTY | TOTAL SHEETS | SHEET NO. | |
| | ous Co\PLANS\72K62-sht-4-abr-leg.dgn | DRAWN - _____ | REVISED - _____ | | | VAR | ITS D6-1 | VARIOUS | 66 | 4 | |
| | PLOT SCALE = 1,0000' / in. | CHECKED - _____ | REVISED - _____ | | | CONTRACT NO. 72K62 | | | | | |
| Default | PLOT DATE = 4/3/2018 | DATE - _____ | REVISED - _____ | | | [ILLINOIS] FED. AID PROJECT | | | | | |



SPRINGFIELD LOCATION #1

The work in this section is located at following locations:

Springfield PTZ Cameras:

- Stevenson Drive and Dirksen Parkway
- Dirksen Parkway and South Grand Ave
- Dirksen Parkway and Clearlake Ave
- Dirksen Parkway and Sangamon Ave
- Sangamon Ave and Peoria Road
- Veterans and J David Jones Parkway
- Veterans Parkway and Jefferson St
- Veterans Parkway and Monroe St
- Veterans Parkway and Wabash Ave
- Wabash Ave and MacArthur Blvd
- 6th St and Stevenson Drive

Springfield Fiber Work:

- Veteran's Parkway Iles to Greenbriar
- Jefferson Veteran's to Churchill
- Sangamon Avenue Peoria Road to Dirksen Parkway
- Clearlake Avenue Milton to Madison/Jefferson
- Madison Avenue Lincoln Avenue to Madison/Jefferson
- South Grand Walnut Street to 9th Street
- 6th Street South Grand Avenue to Ash Street
- 5th/6th Street Iles Avenue to Stevenson Drive
- Stevenson Drive Taylor Avenue to I55 East Ramp
- MacArthur Blvd South Grand to Wabash Avenue
- Wabash Avenue East Mall Entrance to MacArthur



JACKSONVILLE

The work in this section is located at following locations:

Jacksonville PTZ Cameras:

- Morton Avenue/Lincoln Avenue
- Morton Avenue/Massey
- Morton Avenue/Main

South Jacksonville Fiber Work:

- South Main Street Vandalia Street to Michigan Street

STATE OF ILLINOIS
DEPARTMENT OF TRANSPORTATION

LOCATION MAP

| | | | |
|---|-----------------------------------|------------|-----------|
| FILE NAME = | USER NAME = sharpd | DESIGNED - | REVISED - |
| S:\CONTRMAINT\CA0172K62- ITS 06-1 - Var | ous Co\PLANS\72K62-ht-5-plans.dgn | DRAWN - | REVISED - |
| Default | PLOT SCALE = 40.0000' / 1" = | CHECKED - | REVISED - |
| | PLOT DATE = 3/30/2018 | DATE - | REVISED - |

| | | | | | | | | | | | |
|---------------------------|-------|----|--------|------|----|------|-------------|----------|---------|--------------|-----------|
| SCALE: | SHEET | OF | SHEETS | STA. | TO | STA. | F.A.I. RTE. | SECTION | COUNTY | TOTAL SHEETS | SHEET NO. |
| | | | | | | | VAR | ITS 06-1 | VARIOUS | 66 | 5 |
| CONTRACT NO. 72K62 | | | | | | | | | | | |
| ILLINOIS FED. AID PROJECT | | | | | | | | | | | |



| CODE NO. | SCHEDULE OF QUANTITIES | UNIT | TOTAL QUANTITY |
|----------|--|------|----------------|
| 81028340 | UNDERGROUND CONDUIT, PVC 1 1/2" DIA. | FOOT | 345 |
| 81400100 | HANDHOLE | EACH | 5 |
| 89502210 | MODIFY EXISTING CONTROLLER CABINET | EACH | 2 |
| 89502300 | REMOVE ELECTRIC CABLE FROM CONDUIT | FOOT | 2127 |
| X8130125 | REMOVE EXISTING JUNCTION BOX | EACH | 9 |
| X8710029 | FIBER OPTIC CABLE 24 FIBERS, SINGLE MODE | EACH | 2472 |

| | | | |
|--|---------------------|------------------|-----------------|
| FILE NAME = S:\CONTRMNT\CAD\72K62- ITS D6-1 - V... | USER NAME = sharptd | DESIGNED - _____ | REVISED - _____ |
| Plot Scale = 1:0000 / in. | Drawn - _____ | CHECKED - _____ | REVISED - _____ |
| Plot Date = 3/30/2019 | DATE - _____ | DATE - _____ | REVISED - _____ |

**STATE OF ILLINOIS
DEPARTMENT OF TRANSPORTATION**

FIBER PLAN - SPRINGFIELD

SHEET ____ OF ____ SHEETS STA. ____ TO STA. ____

| | | | | |
|--------------------|----------|-----------|---------------------------|-----------|
| F.A.I. RTE. | SECTION | COUNTY | TOTAL SHEETS | SHEET NO. |
| VAR. | ITS D6-1 | SANG/MORG | 66 | 6 |
| CONTRACT NO. 72K62 | | | ILLINOIS FED. AID PROJECT | |



| CODE NO. | SCHEDULE OF QUANTITIES | UNIT | TOTAL QUANTITY |
|----------|--|------|----------------|
| 81400100 | HANDHOLE | EACH | 2 |
| 89502210 | MODIFY EXISTING CONTROLLER CABINET | EACH | 1 |
| 89502300 | REMOVE ELECTRIC CABLE FROM CONDUIT | FOOT | 1875 |
| X8130125 | REMOVE EXISTING JUNCTION BOX | EACH | 4 |
| X8710029 | FIBER OPTIC CABLE 24 FIBERS, SINGLE MODE | EACH | 1875 |

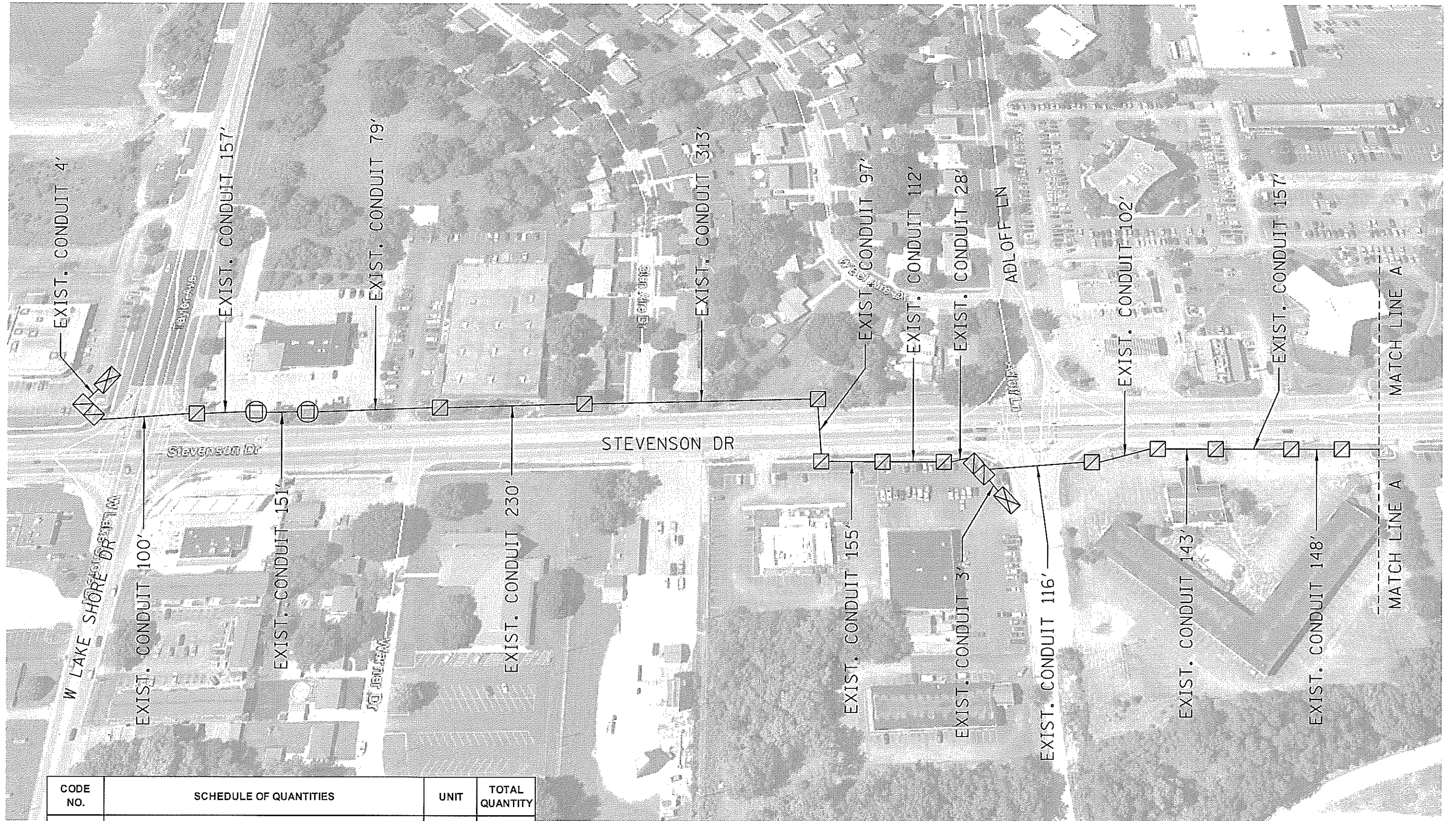
| | | | |
|---|----------------------------|------------|-----------|
| FILE NAME = | USER NAME = sharpd | DESIGNED - | REVISED - |
| S:\CONTRMAINT.CAD\72K62- ITS D6-1 - Various Co\PLANS\TEST.dgn | | DRAWN - | REVISED - |
| | PLOT SCALE = 1.0000' / in. | CHECKED - | REVISED - |
| Default | PLOT DATE = 3/30/2018 | DATE - | REVISED - |

**STATE OF ILLINOIS
DEPARTMENT OF TRANSPORTATION**

FIBER PLAN - SPRINGFIELD

| | | | | |
|-----------------------------|----------|----------|--------------------|-----------|
| F.A.I. RTE. | SECTION | COUNTY | TOTAL SHEETS | SHEET NO. |
| VAR | ITS D6-1 | SANG/MOR | 66 | 7 |
| | | | CONTRACT NO. 72K62 | |
| [ILLINOIS] FED. AID PROJECT | | | | |

SHEET ___ OF ___ SHEETS STA. ___ TO STA. ___



| CODE NO. | SCHEDULE OF QUANTITIES | UNIT | TOTAL QUANTITY |
|----------|--|------|----------------|
| 89502210 | MODIFY EXISTING CONTROLLER CABINET | EACH | 2 |
| 89502300 | REMOVE ELECTRIC CABLE FROM CONDUIT | FOOT | 2246.5 |
| X8710029 | FIBER OPTIC CABLE 24 FIBERS, SINGLE MODE | EACH | 2246.5 |

| | | | |
|---|---------------------|------------------|-----------------|
| FILE NAME = S:\CONTRACT\INT.CAD\72K62- ITS D6-1 - Various Co\PLANS\TEST.dgn | USER NAME = sharptd | DESIGNED - _____ | REVISED - _____ |
| PLLOT SCALE = 1:8000 ' / in. | CHECKED - _____ | REVISED - _____ | REVISED - _____ |
| PLLOT DATE = 3/30/2018 | DATE - _____ | REVISED - _____ | REVISED - _____ |

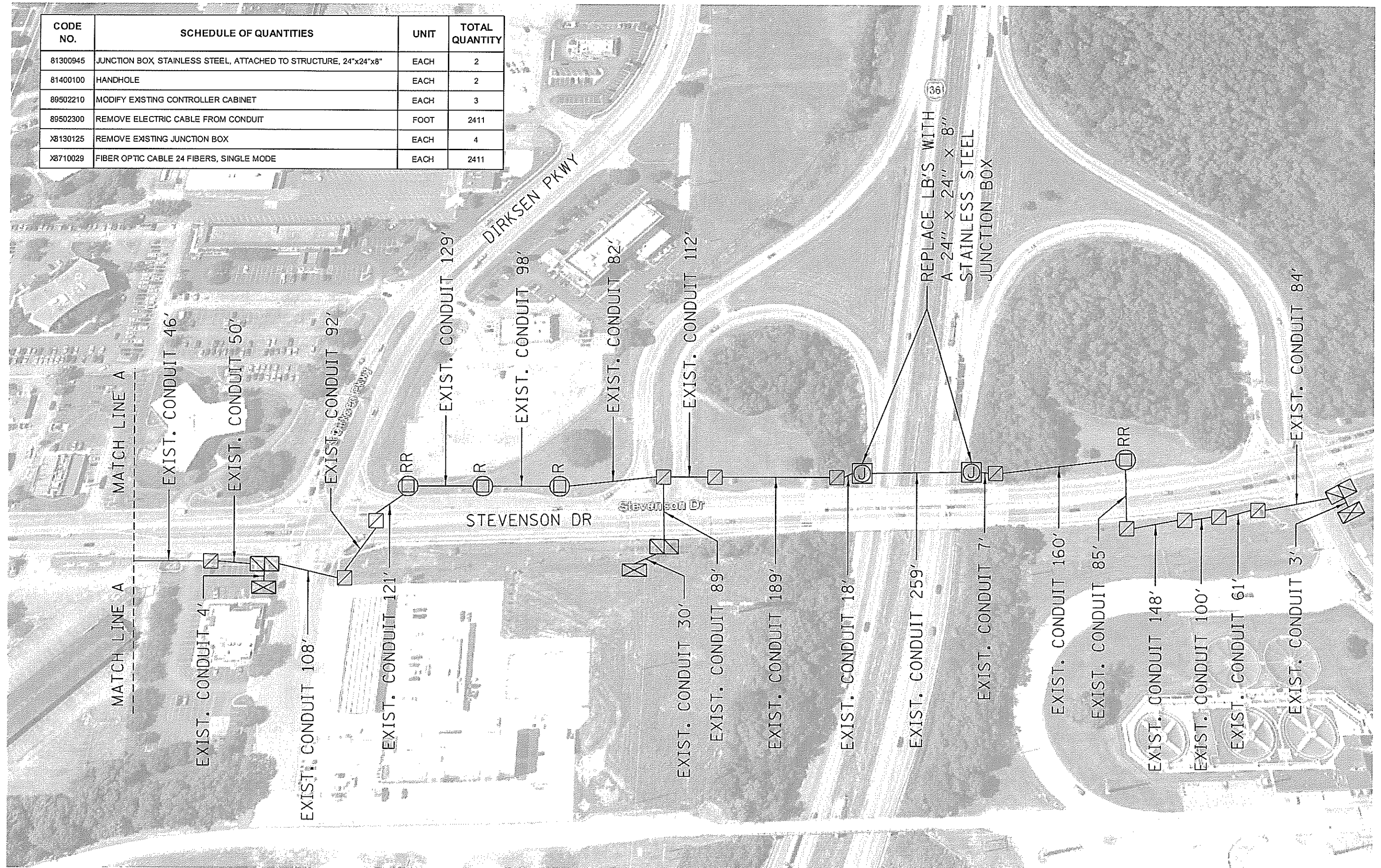
**STATE OF ILLINOIS
DEPARTMENT OF TRANSPORTATION**

FIBER PLAN - SPRINGFIELD

SHEET ___ OF ___ SHEETS STA. _____ TO STA. _____

| | | | | |
|--------------------|----------|----------|---------------------------|-----------|
| F.A.I. RTE. | SECTION | COUNTY | TOTAL SHEETS | SHEET NO. |
| VAR | ITS D6-1 | SANG/MOR | 66 | 8 |
| CONTRACT NO. 72K62 | | | ILLINOIS FED. AID PROJECT | |

| CODE NO. | SCHEDULE OF QUANTITIES | UNIT | TOTAL QUANTITY |
|----------|--|------|----------------|
| 81300945 | JUNCTION BOX, STAINLESS STEEL, ATTACHED TO STRUCTURE, 24"x24"x8" | EACH | 2 |
| 81400100 | HANDHOLE | EACH | 2 |
| 89502210 | MODIFY EXISTING CONTROLLER CABINET | EACH | 3 |
| 89502300 | REMOVE ELECTRIC CABLE FROM CONDUIT | FOOT | 2411 |
| X8130125 | REMOVE EXISTING JUNCTION BOX | EACH | 4 |
| X8710029 | FIBER OPTIC CABLE 24 FIBERS, SINGLE MODE | EACH | 2411 |



FILE NAME = S:\CONTRMAINT\CAD\72K62- ITS D6-1 - Var
 USER NAME = sharptd
 PLOT SCALE = 1:8000' / 1" = 8000'
 PLOT DATE = 3/30/2018

DESIGNED -
 DRAWN -
 CHECKED -
 DATE -

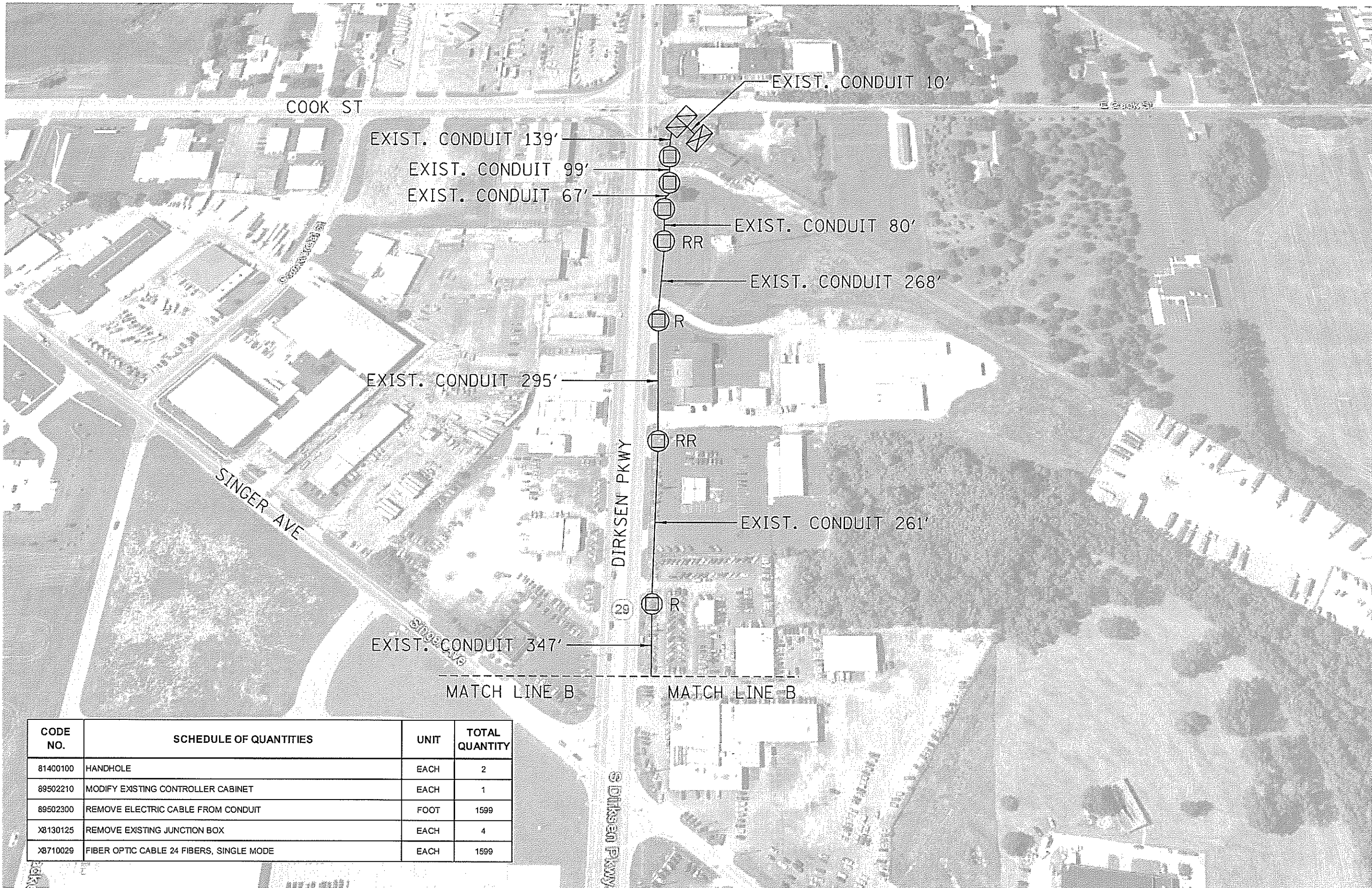
REVISED -
 REVISED -
 REVISED -
 REVISED -

DESIGNED -
 DRAWN -
 CHECKED -
 DATE -

STATE OF ILLINOIS
 DEPARTMENT OF TRANSPORTATION

FIBER PLAN — SPRINGFIELD
 SHEET ___ OF ___ SHEETS STA. ___ TO STA. ___

| | | | | |
|---------------------------|----------|----------|--------------|-----------|
| F.A.I. RTE. | SECTION | COUNTY | TOTAL SHEETS | SHEET NO. |
| VAR | ITS D6-1 | SANG/MOR | 66 | 9 |
| CONTRACT NO. 72K46 | | | | |
| ILLINOIS FED. AID PROJECT | | | | |



| CODE NO. | SCHEDULE OF QUANTITIES | UNIT | TOTAL QUANTITY |
|----------|--|------|----------------|
| 81400100 | HANDHOLE | EACH | 2 |
| 89502210 | MODIFY EXISTING CONTROLLER CABINET | EACH | 1 |
| 89502300 | REMOVE ELECTRIC CABLE FROM CONDUIT | FOOT | 1599 |
| X8130125 | REMOVE EXISTING JUNCTION BOX | EACH | 4 |
| X8710029 | FIBER OPTIC CABLE 24 FIBERS, SINGLE MODE | EACH | 1599 |

| | | | |
|--|-----------------------|------------------|-----------------|
| FILE NAME * | USER NAME = aharptd | DESIGNED - _____ | REVISED - _____ |
| S:\CONTRACTS\CAD\72K62- ITS 06-1 - Various Co\PLANS\TEST.dgn | | DRAWN - _____ | REVISED - _____ |
| | | CHECKED - _____ | REVISED - _____ |
| Default | PLOT DATE = 3/30/2018 | DATE - _____ | REVISED - _____ |

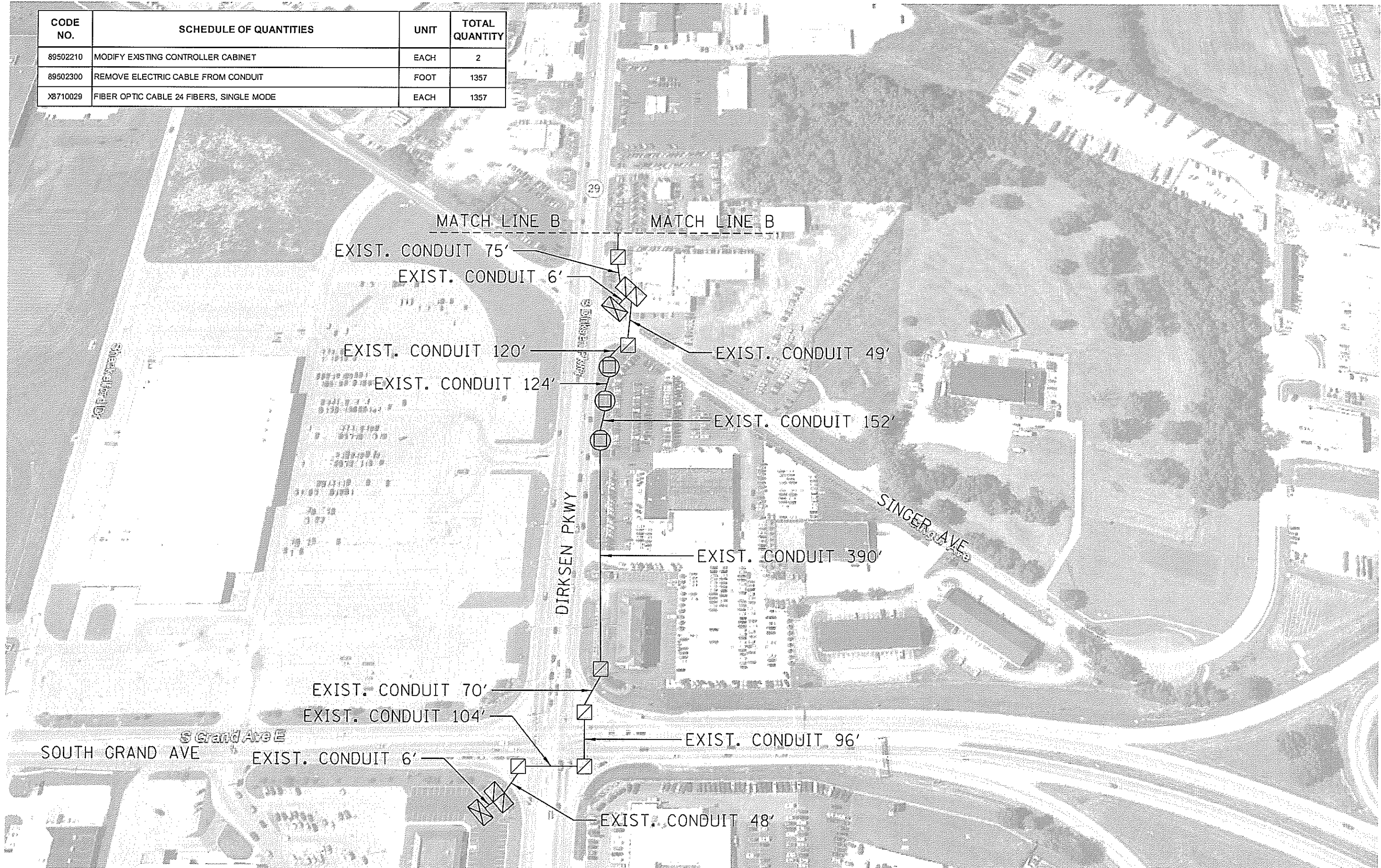
**STATE OF ILLINOIS
DEPARTMENT OF TRANSPORTATION**

FIBER PLAN - SPRINGFIELD

| | | | | |
|---------------------------|---------|------------|--------------------|-----------|
| F.A.I. RTE. | SECTION | COUNTY | TOTAL SHEETS | SHEET NO. |
| VAR | VARIOUS | SANG/LOGAN | 66 | 10 |
| | | | CONTRACT NO. 72K62 | |
| ILLINOIS FED. AID PROJECT | | | | |

SHEET _____ OF _____ SHEETS STA. _____ TO STA. _____

| CODE NO. | SCHEDULE OF QUANTITIES | UNIT | TOTAL QUANTITY |
|----------|--|------|----------------|
| 89502210 | MODIFY EXISTING CONTROLLER CABINET | EACH | 2 |
| 89502300 | REMOVE ELECTRIC CABLE FROM CONDUIT | FOOT | 1357 |
| X8710029 | FIBER OPTIC CABLE 24 FIBERS, SINGLE MODE | EACH | 1357 |



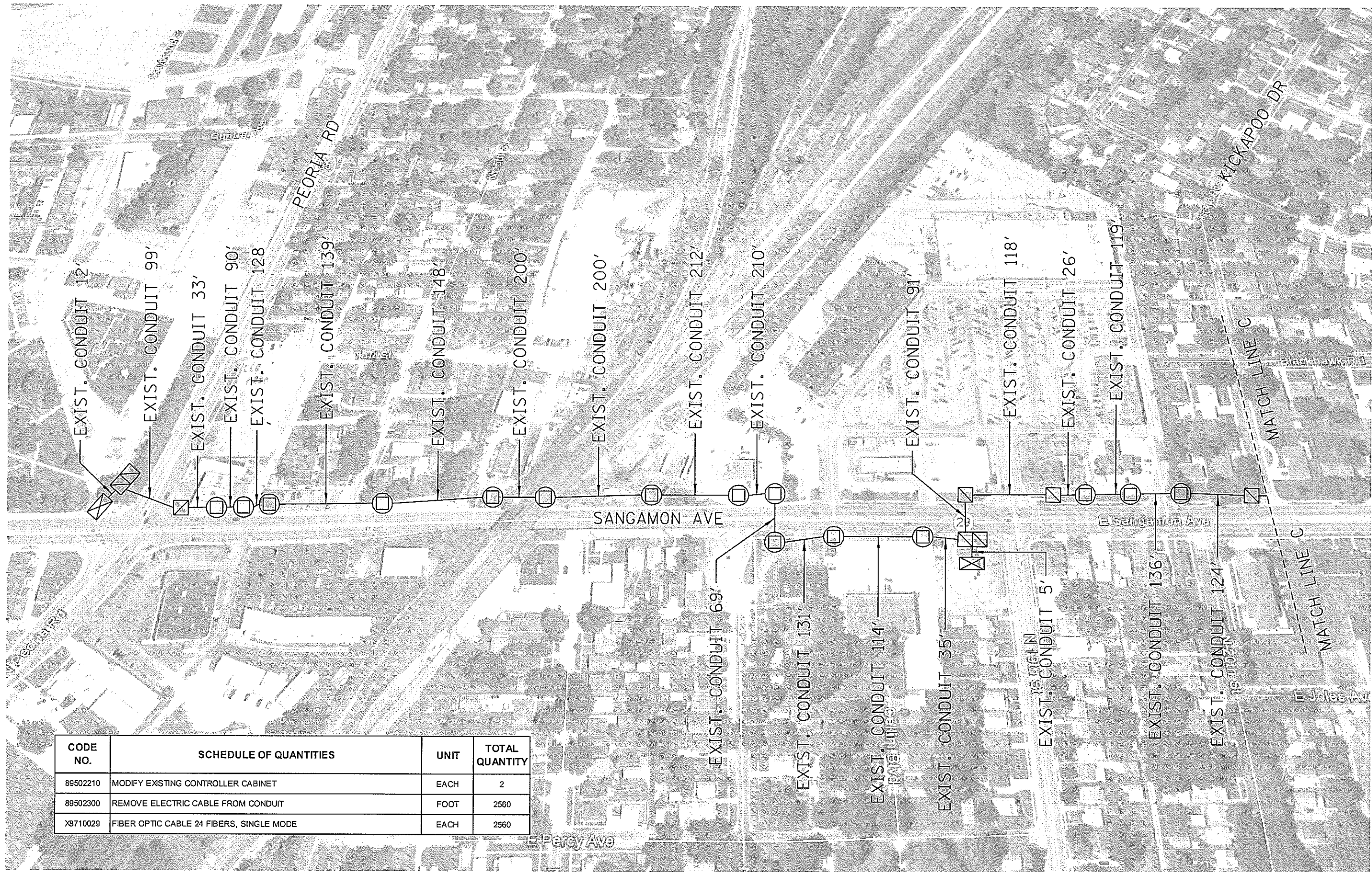
| | | | |
|--|----------------------------|------------|-----------|
| FILE NAME = | USER NAME = shorptd | DESIGNED - | REVISED - |
| S:\CONTRMAINT\CAD\72K62- ITS 06-1 - V0 | ous Co\PLANS\TEST.dgn | DRAWN - | REVISED - |
| | PLOT SCALE = 1.0000' / in. | CHECKED - | REVISED - |
| Default | PLOT DATE = 3/30/2018 | DATE - | REVISED - |

**STATE OF ILLINOIS
DEPARTMENT OF TRANSPORTATION**

FIBER PLAN - SPRINGFIELD

| | | | | |
|---------------------------|----------|----------|--------------------|-----------|
| F.A.I. RTE. | SECTION | COUNTY | TOTAL SHEETS | SHEET NO. |
| VAR | ITS 06-1 | SANG/MOR | 66 | 11 |
| | | | CONTRACT NO. 72K62 | |
| ILLINOIS FED. AID PROJECT | | | | |

SHEET ___ OF ___ SHEETS STA. ___ TO STA. ___



| CODE NO. | SCHEDULE OF QUANTITIES | UNIT | TOTAL QUANTITY |
|----------|--|------|----------------|
| 89502210 | MODIFY EXISTING CONTROLLER CABINET | EACH | 2 |
| 89502300 | REMOVE ELECTRIC CABLE FROM CONDUIT | FOOT | 2560 |
| X8710029 | FIBER OPTIC CABLE 24 FIBERS, SINGLE MODE | EACH | 2560 |

| | | | |
|---|-------------------------------|------------|-----------|
| FILE NAME = | USER NAME = shorptd | DESIGNED - | REVISED - |
| S:\CONTRMAINT\CAD\17262- ITS D6-1 - Various Co\PLANS\TEST.dgn | | DRAWN - | REVISED - |
| | | CHECKED - | REVISED - |
| | | DATE - | REVISED - |
| Default | PLOT SCALE = 1:8000 1/4" = 1' | | |
| | PLOT DATE = 3/30/2018 | | |

**STATE OF ILLINOIS
DEPARTMENT OF TRANSPORTATION**

FIBER PLAN - SPRINGFIELD

SHEET ___ OF ___ SHEETS STA. ___ TO STA. ___

| | | | | |
|-----------------------------|----------|----------|--------------------|-----------|
| F.A.I. RTE. | SECTION | COUNTY | TOTAL SHEETS | SHEET NO. |
| VAR | ITS D6-1 | SANG/MOR | 66 | 12 |
| | | | CONTRACT NO. 72K62 | |
| [ILLINOIS] FED. AID PROJECT | | | | |

| CODE NO. | SCHEDULE OF QUANTITIES | UNIT | TOTAL QUANTITY |
|----------|--|------|----------------|
| 81400100 | HANDHOLE | EACH | 3 |
| 89502210 | MODIFY EXISTING CONTROLLER CABINET | EACH | 1 |
| 89502300 | REMOVE ELECTRIC CABLE FROM CONDUIT | FOOT | 2740 |
| X8130125 | REMOVE EXISTING JUNCTION BOX | EACH | 5 |
| X8710029 | FIBER OPTIC CABLE 24 FIBERS, SINGLE MODE | EACH | 2740 |



FILE NAME = S:\CONTRACTS\CAD\72K62- ITS D6-1 - Var
 PLOT SCALE = 1,0000' / in.
 PLOT DATE = 3/30/2018

USER NAME = sharptd
 USER COMPANY = PLANS\TEST.dgn

DESIGNED - _____
 DRAWN - _____
 CHECKED - _____
 DATE - _____

REVISED - _____
 REVISED - _____
 REVISED - _____
 REVISED - _____

**STATE OF ILLINOIS
 DEPARTMENT OF TRANSPORTATION**

FIBER PLAN - SPRINGFIELD

SHEET _____ OF _____ SHEETS | STA. _____ TO STA. _____

| F.A.I. RTE. | SECTION | COUNTY | TOTAL SHEETS | SHEET NO. |
|---------------------------|----------|------------|--------------------|-----------|
| VAR | ITS D6-1 | SANG/LOGAN | 66 | 13 |
| | | | CONTRACT NO. 72K62 | |
| ILLINOIS FED. AID PROJECT | | | | |

| CODE NO. | SCHEDULE OF QUANTITIES | UNIT | TOTAL QUANTITY |
|----------|--|------|----------------|
| 81400100 | HANDHOLE | EACH | 1 |
| 89502210 | MODIFY EXISTING CONTROLLER CABINET | EACH | 2 |
| 89502300 | REMOVE ELECTRIC CABLE FROM CONDUIT | FOOT | 2665 |
| X8130125 | REMOVE EXISTING JUNCTION BOX | EACH | 3 |
| X8710029 | FIBER OPTIC CABLE 24 FIBERS, SINGLE MODE | EACH | 2665 |



| | | | |
|---|----------------------------|------------|-----------|
| FILE NAME * | USER NAME = sharptd | DESIGNED - | REVISED - |
| S:\CDNTRM\MAINT_CAD\72K62- ITS D6-1 - Var | ous Co\PLANS\TEST.dgn | DRAWN - | REVISED - |
| | PLOT SCALE = 1:8000' / in. | CHECKED - | REVISED - |
| D:\Fault | PLOT DATE = 3/30/2019 | DATE - | REVISED - |

**STATE OF ILLINOIS
DEPARTMENT OF TRANSPORTATION**

FIBER PLAN - SPRINGFIELD

SHEET ___ OF ___ SHEETS STA. _____ TO STA. _____

| | | | | |
|--------------------|----------|----------|---------------------------|-----------|
| F.A.I. RTE. | SECTION | COUNTY | TOTAL SHEETS | SHEET NO. |
| VAR | ITS D6-1 | SANG/MOR | 66 | 14 |
| CONTRACT NO. 72K62 | | | ILLINOIS FED. AID PROJECT | |

| CODE NO. | SCHEDULE OF QUANTITIES | UNIT | TOTAL QUANTITY |
|----------|--|------|----------------|
| 89502210 | MODIFY EXISTING CONTROLLER CABINET | EACH | 1 |
| 89502300 | REMOVE ELECTRIC CABLE FROM CONDUIT | FOOT | 2305.5 |
| X8710029 | FIBER OPTIC CABLE 24 FIBERS, SINGLE MODE | EACH | 2305.5 |



| | | | |
|---|------------------------|------------------|-----------------|
| FILE NAME = S:\CDTRMADNT.CAD\72K62- ITS D6-1 - V... | USER NAME = shprtd | DESIGNED - _____ | REVISED - _____ |
| PLT SCALE = 1:8000 ' / 1" = _____ | PLLOT DATE = 3/30/2018 | DRAWN - _____ | REVISED - _____ |
| | | CHECKED - _____ | REVISED - _____ |
| | | DATE - _____ | REVISED - _____ |

**STATE OF ILLINOIS
DEPARTMENT OF TRANSPORTATION**

FIBER PLAN - SPRINGFIELD

SHEET _____ OF _____ SHEETS | STA. _____ TO STA. _____

| | | | | |
|-----------------------------|------------------|-----------------|--------------------|--------------|
| F.A.I. RTE. VAR | SECTION ITS D6-1 | COUNTY SANG/MOR | TOTAL SHEETS 66 | SHEET NO. 15 |
| | | | CONTRACT NO. 72K62 | |
| [ILLINOIS] FED. AID PROJECT | | | | |

| CODE NO. | SCHEDULE OF QUANTITIES | UNIT | TOTAL QUANTITY |
|----------|--|------|----------------|
| 81028340 | UNDERGROUND CONDUIT, PVC 1 1/2" DIA | FOOT | 1900 |
| 81400100 | HANDHOLE | EACH | 3 |
| 87900200 | DRILL EXISTING HANDHOLE | EACH | 2 |
| 89502210 | MODIFY EXISTING CONTROLLER CABINET | EACH | 1 |
| X8710029 | FIBER OPTIC CABLE 24 FIBERS, SINGLE MODE | FOOT | 2108.5 |



FILE NAME = S:\CONTRMAINT.CAD\72K62- ITS 06-1 - Var.dwg
 USER NAME = sharptd
 PLOT SCALE = 1,0000' / 1" in.
 PLOT DATE = 3/30/2018

DESIGNED - _____
 DRAWN - _____
 CHECKED - _____
 DATE - _____

REVISED - _____
 REVISED - _____
 REVISED - _____
 REVISED - _____

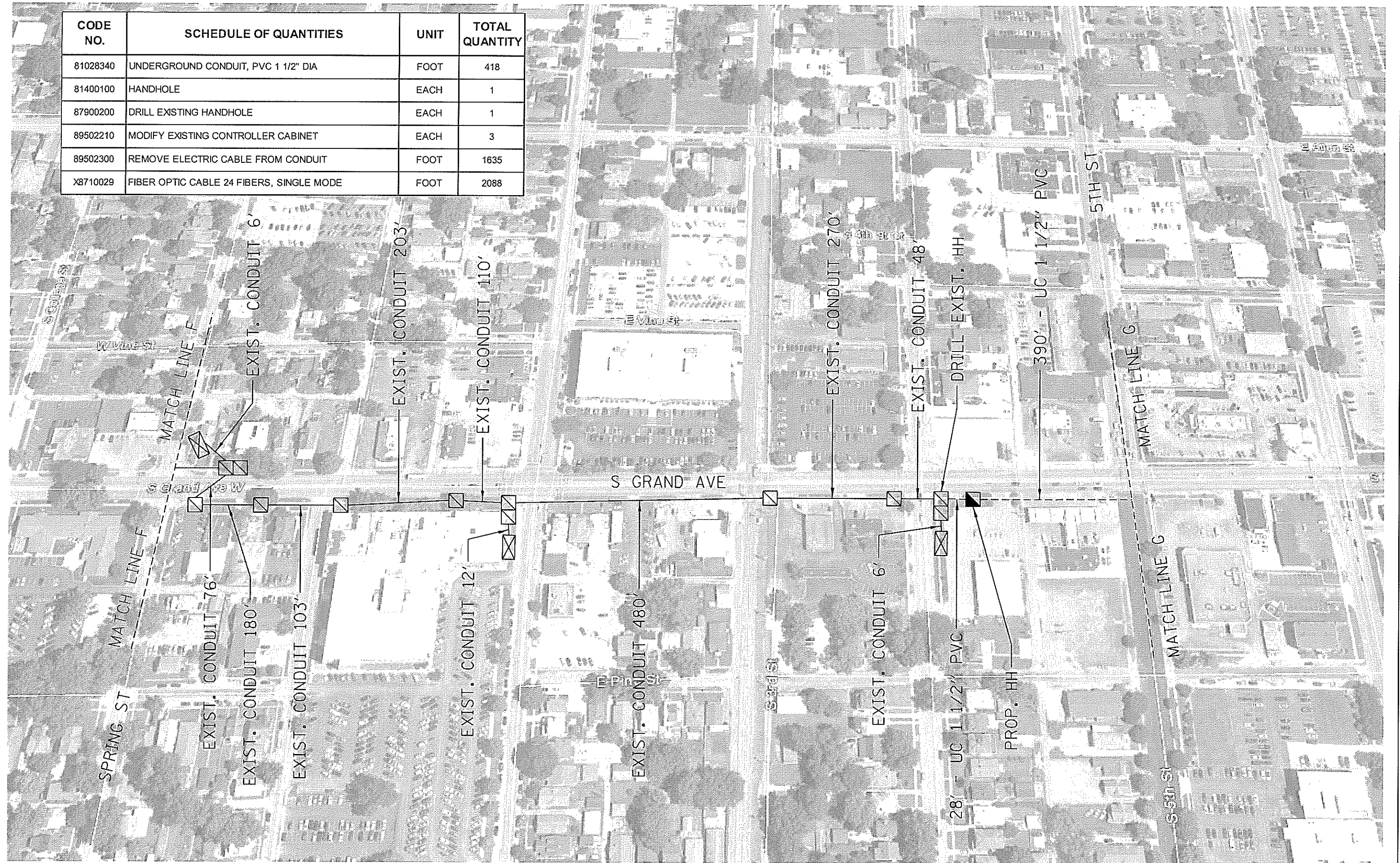
STATE OF ILLINOIS
 DEPARTMENT OF TRANSPORTATION

FIBER PLAN - SPRINGFIELD

SHEET ____ OF ____ SHEETS | STA. ____ TO STA. ____

| F.A.I. RTE. | SECTION | COUNTY | TOTAL SHEETS | SHEET NO. |
|--------------------|----------|----------|---------------------------|-----------|
| VAR | ITS 06-1 | SANG/MOR | 66 | 16 |
| CONTRACT NO. 72K62 | | | ILLINOIS FED. AID PROJECT | |

| CODE NO. | SCHEDULE OF QUANTITIES | UNIT | TOTAL QUANTITY |
|----------|--|------|----------------|
| 81028340 | UNDERGROUND CONDUIT, PVC 1 1/2" DIA | FOOT | 418 |
| 81400100 | HANDHOLE | EACH | 1 |
| 87900200 | DRILL EXISTING HANDHOLE | EACH | 1 |
| 89502210 | MODIFY EXISTING CONTROLLER CABINET | EACH | 3 |
| 89502300 | REMOVE ELECTRIC CABLE FROM CONDUIT | FOOT | 1635 |
| X8710029 | FIBER OPTIC CABLE 24 FIBERS, SINGLE MODE | FOOT | 2088 |



| | | | |
|--|-----------------------|------------|-----------|
| FILE NAME = | USER NAME = sharp1d | DESIGNED - | REVISED - |
| S:\CONTRACTS\CAD\72K62- ITS D6-1 - Var | aus Co\PLANS\TEST.dgn | DRAWN - | REVISED - |
| PLOT SCALE = 1:8000 | | CHECKED - | REVISED - |
| PLOT DATE = 4/3/2018 | | DATE - | REVISED - |

**STATE OF ILLINOIS
DEPARTMENT OF TRANSPORTATION**

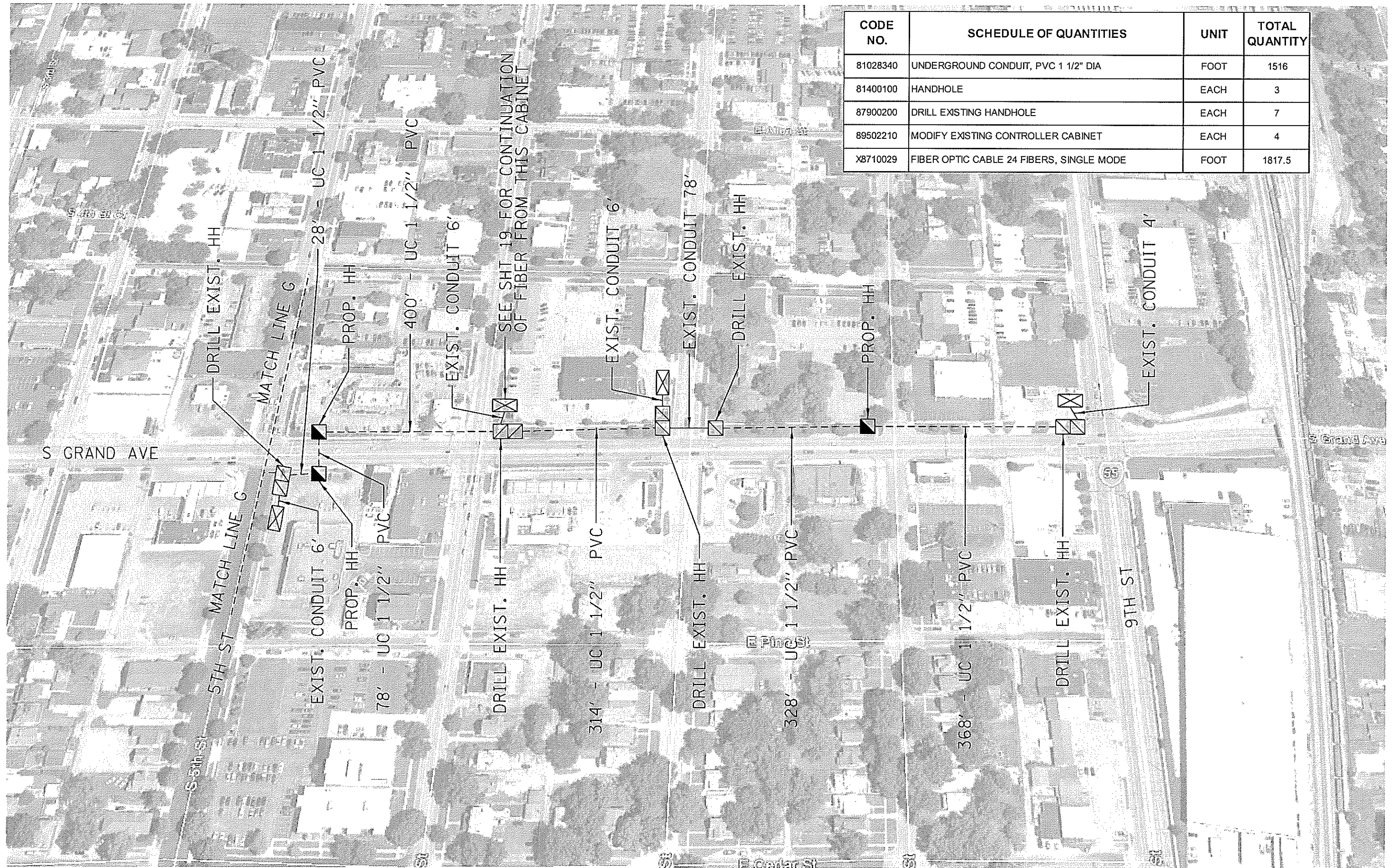
FIBER PLAN - SPRINGFIELD

| | | | | |
|-------------|----------|----------|--------------------|-----------|
| F.A.I. RTE. | SECTION | COUNTY | TOTAL SHEETS | SHEET NO. |
| VAR | ITS D6-1 | SANG/MOR | 66 | 17 |
| | | | CONTRACT NO. 72K62 | |

SHEET ___ OF ___ SHEETS STA. ___ TO STA. ___

ILLINOIS FED. AID PROJECT

| CODE NO. | SCHEDULE OF QUANTITIES | UNIT | TOTAL QUANTITY |
|----------|--|------|----------------|
| 81028340 | UNDERGROUND CONDUIT, PVC 1 1/2" DIA | FOOT | 1516 |
| 81400100 | HANDHOLE | EACH | 3 |
| 87900200 | DRILL EXISTING HANDHOLE | EACH | 7 |
| 89502210 | MODIFY EXISTING CONTROLLER CABINET | EACH | 4 |
| X8710029 | FIBER OPTIC CABLE 24 FIBERS, SINGLE MODE | FOOT | 1817.5 |



| | | | |
|---|-----------------------|------------|-----------|
| FILE NAME = S:\CONTRACT\MAINT\CAD\72K62- ITS 06-1 - V | USER NAME = shoptd | DESIGNED - | REVISED - |
| PLLOT SCALE = 1.0000' / in. | PLLOT DATE = 4/3/2018 | CHECKED - | REVISED - |
| DATE - | DATE - | REVISED - | REVISED - |

**STATE OF ILLINOIS
DEPARTMENT OF TRANSPORTATION**

FIBER PLAN - SPRINGFIELD

SHEET ___ OF ___ SHEETS | STA. ___ TO STA. ___

| | | | | |
|--------------------|----------|----------|---------------------------|-----------|
| F.A.I. RTE. | SECTION | COUNTY | TOTAL SHEETS | SHEET NO. |
| VAR | ITS 06-1 | sanq/mor | 66 | 18 |
| CONTRACT NO. 72K62 | | | ILLINOIS FED. AID PROJECT | |



| CODE NO. | SCHEDULE OF QUANTITIES | UNIT | TOTAL QUANTITY |
|----------|--|------|----------------|
| 89502210 | MODIFY EXISTING CONTROLLER CABINET | EACH | 1 |
| 89502300 | REMOVE ELECTRIC CABLE FROM CONDUIT | FOOT | 792.5 |
| X8710029 | FIBER OPTIC CABLE 24 FIBERS, SINGLE MODE | EACH | 792.5 |

FILE NAME = S:\EDTRMAINT_CAD\72K62- ITS 06-1 - V...
 USER NAME = sharptd
 PLOT SCALE = 1:0000' / in.
 PLOT DATE = 4/5/2018

DESIGNED - _____
 DRAWN - _____
 CHECKED - _____
 DATE - _____

REVISED - _____
 REVISED - _____
 REVISED - _____
 REVISED - _____

STATE OF ILLINOIS
 DEPARTMENT OF TRANSPORTATION

FIBER PLAN - SPRINGFIELD

SHEET _____ OF _____ SHEETS STA. _____ TO STA. _____

| | | | | |
|---------------------------|----------|----------|--------------|-----------|
| F.A.I. RTE. | SECTION | COUNTY | TOTAL SHEETS | SHEET NO. |
| VAR | ITS 06-1 | SANG/MOR | 66 | 19 |
| CONTRACT NO. 72K62 | | | | |
| ILLINOIS FED. AID PROJECT | | | | |

| CODE NO. | SCHEDULE OF QUANTITIES | UNIT | TOTAL QUANTITY |
|----------|--|------|----------------|
| 81400100 | HANDHOLE | EACH | 3 |
| 89502210 | MODIFY EXISTING CONTROLLER CABINET | EACH | 5 |
| 89502300 | REMOVE ELECTRIC CABLE FROM CONDUIT | FOOT | 3080 |
| X8130125 | REMOVE EXISTING JUNCTION BOX | EACH | 4 |
| X8710029 | FIBER OPTIC CABLE 24 FIBERS, SINGLE MODE | FOOT | 3168 |



| | | | |
|--------------------------------------|----------------------------|------------|-----------|
| FILE NAME * | USER NAME = ahertpd | DESIGNED - | REVISED - |
| S:\CONTRMINT_CAD\72K62- ITS D6-1 - V | ous Co\PLANS\TEST.dgn | DRAWN - | REVISED - |
| | PLOT SCALE = 1.0000' / in. | CHECKED - | REVISED - |
| Default | PLOT DATE = 3/30/2018 | DATE - | REVISED - |

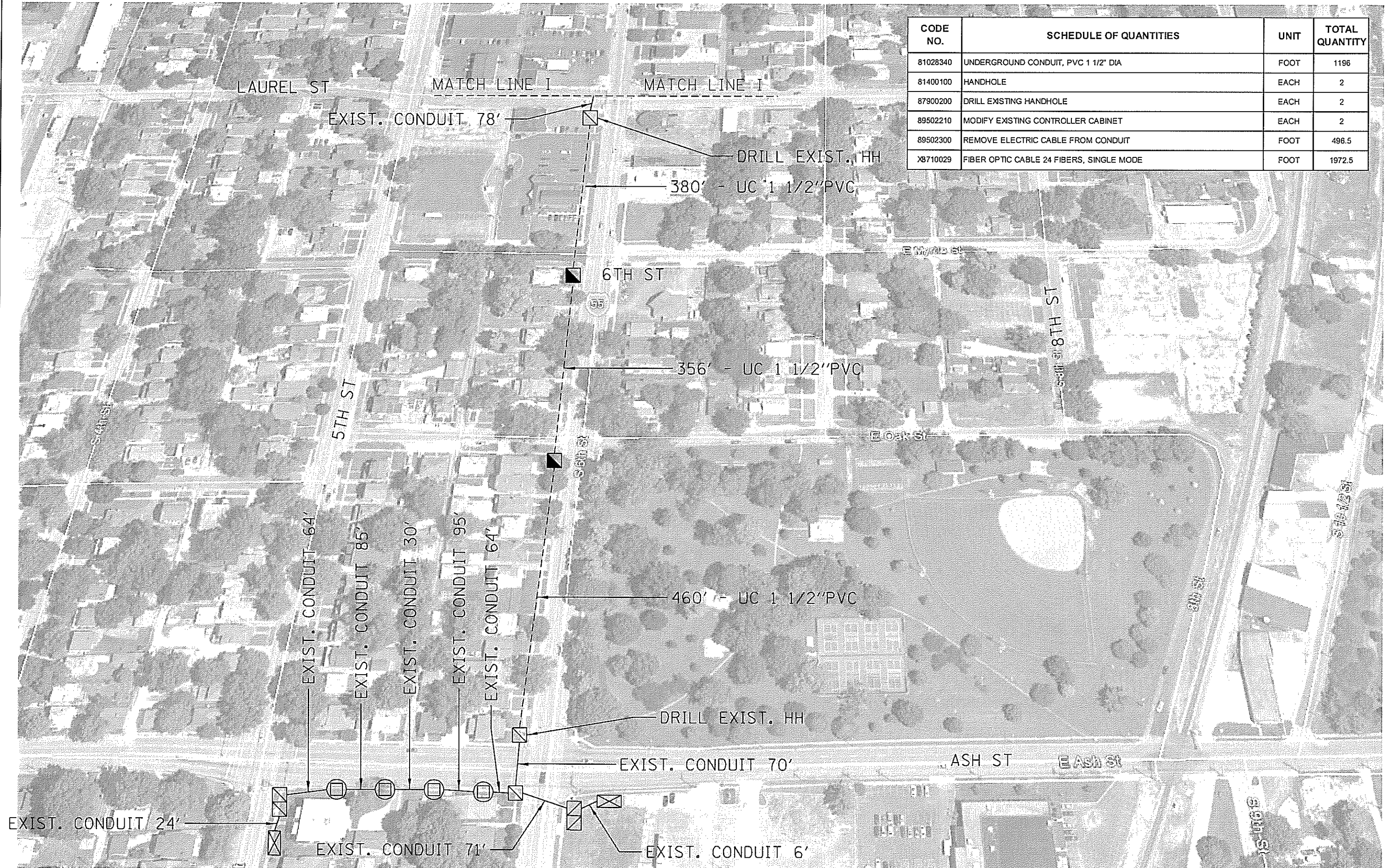
**STATE OF ILLINOIS
DEPARTMENT OF TRANSPORTATION**

FIBER PLAN - SPRINGFIELD

SHEET ___ OF ___ SHEETS STA. ___ TO STA. ___

| | | | | |
|---------------------------|----------|----------|--------------------|-----------|
| F.A.T. RTE. | SECTION | COUNTY | TOTAL SHEETS | SHEET NO. |
| VAR | ITS D6-1 | SANG/MOR | 65 | 20 |
| | | | CONTRACT NO. 72K62 | |
| ILLINOIS FED. AID PROJECT | | | | |

| CODE NO. | SCHEDULE OF QUANTITIES | UNIT | TOTAL QUANTITY |
|----------|--|------|----------------|
| 81028340 | UNDERGROUND CONDUIT, PVC 1 1/2" DIA | FOOT | 1196 |
| 81400100 | HANDHOLE | EACH | 2 |
| 87900200 | DRILL EXISTING HANDHOLE | EACH | 2 |
| 89502210 | MODIFY EXISTING CONTROLLER CABINET | EACH | 2 |
| 89502300 | REMOVE ELECTRIC CABLE FROM CONDUIT | FOOT | 496.5 |
| X8710029 | FIBER OPTIC CABLE 24 FIBERS, SINGLE MODE | FOOT | 1972.5 |



| | | | |
|---|-----------------------|------------|-----------|
| FILE NAME = | USER NAME = sharptd | DESIGNED - | REVISED - |
| S:\CONTRMAINT\CAD\72K62- ITS D6-1 - Var | ous Co\PLANS\TEST.dgn | DRAWN - | REVISED - |
| PLOT SCALE = 1.0000 ' / in. | | CHECKED - | REVISED - |
| Default | PLOT DATE = 3/30/2018 | DATE - | REVISED - |

STATE OF ILLINOIS
DEPARTMENT OF TRANSPORTATION

FIBER PLAN - SPRINGFIELD

SHEET ___ OF ___ SHEETS STA. ___ TO STA. ___

| | | | | |
|---------------------------|----------|----------|--------------------|-----------|
| F.A.I. RTE. | SECTION | COUNTY | TOTAL SHEETS | SHEET NO. |
| VAR | ITS D6-1 | SANG/MOR | 66 | 21 |
| | | | CONTRACT NO. 72K62 | |
| ILLINOIS FED. AID PROJECT | | | | |



| CODE NO. | SCHEDULE OF QUANTITIES | UNIT | TOTAL QUANTITY |
|----------|--|------|----------------|
| 81400100 | HANDHOLE | EACH | 2 |
| 89502210 | MODIFY EXISTING CONTROLLER CABINET | EACH | 5 |
| 89502300 | REMOVE ELECTRIC CABLE FROM CONDUIT | FOOT | 3073.5 |
| X8130125 | REMOVE EXISTING JUNCTION BOX | EACH | 5 |
| X8710029 | FIBER OPTIC CABLE 24 FIBERS, SINGLE MODE | EACH | 3073.5 |

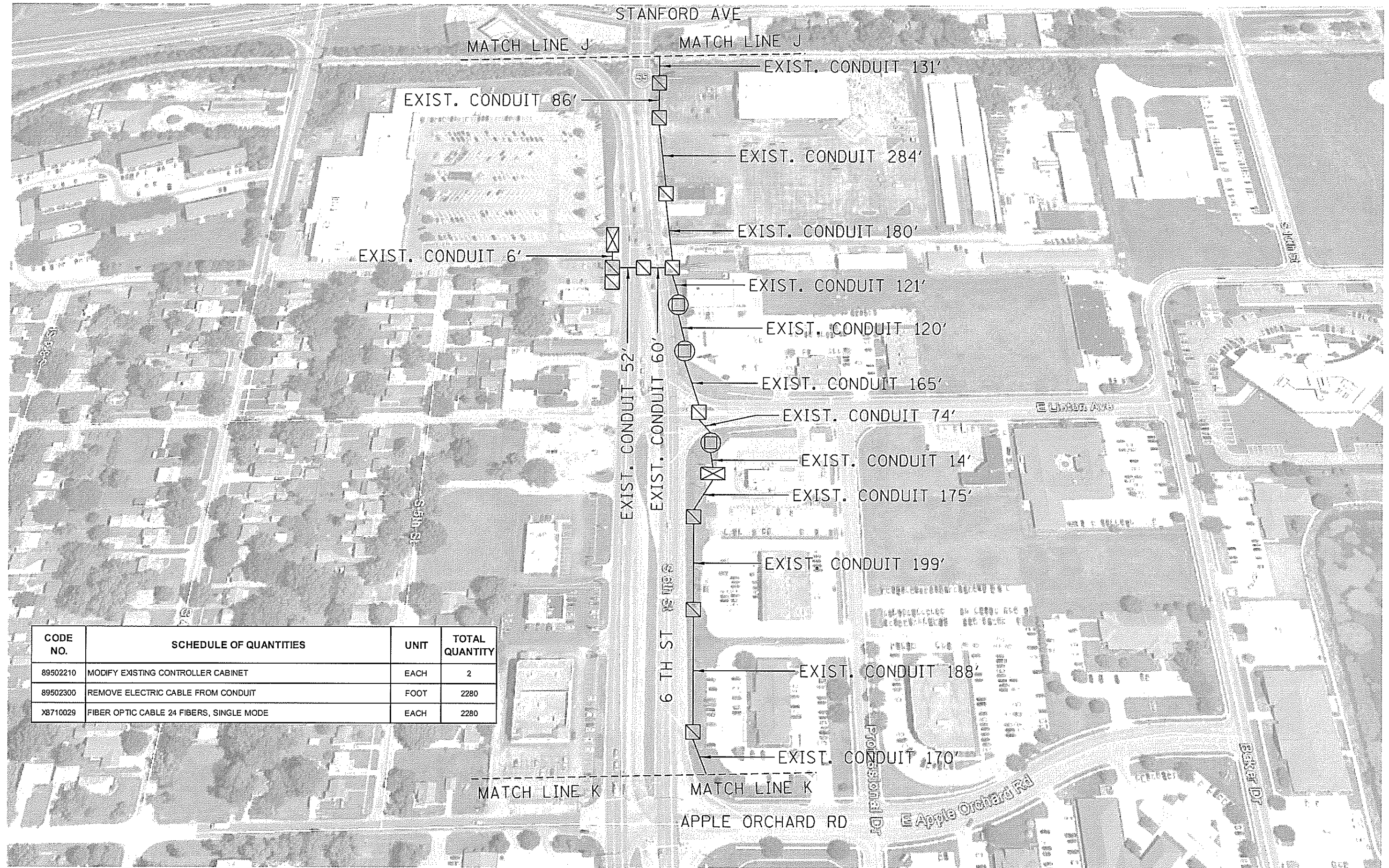
| | | | |
|---------------------------------------|-------------------------------|------------|-----------|
| FILE NAME = | USER NAME = sharptd | DESIGNED - | REVISED - |
| S:\CONTRACTS\CA0\72K62- ITS 06-1 - Vp | ous Co\PLANS\TEST.dgn | DRAWN - | REVISED - |
| | PLOT SCALE = 1:8000 1/4" = 1' | CHECKED - | REVISED - |
| Default | PLOT DATE = 3/30/2018 | DATE - | REVISED - |

STATE OF ILLINOIS
DEPARTMENT OF TRANSPORTATION

FIBER PLAN - SPRINGFIELD

| | | | | |
|---------------------------|----------|----------|--------------------|-----------|
| F.A.I. RTE. | SECTION | COUNTY | TOTAL SHEETS | SHEET NO. |
| VAR | ITS 06-1 | SANG/MOR | 66 | 22 |
| | | | CONTRACT NO. 72K62 | |
| ILLINOIS FED. AID PROJECT | | | | |

SHEET ___ OF ___ SHEETS STA. _____ TO STA. _____



| CODE NO. | SCHEDULE OF QUANTITIES | UNIT | TOTAL QUANTITY |
|----------|--|------|----------------|
| 89502210 | MODIFY EXISTING CONTROLLER CABINET | EACH | 2 |
| 89502300 | REMOVE ELECTRIC CABLE FROM CONDUIT | FOOT | 2280 |
| X8710029 | FIBER OPTIC CABLE 24 FIBERS, SINGLE MODE | EACH | 2280 |

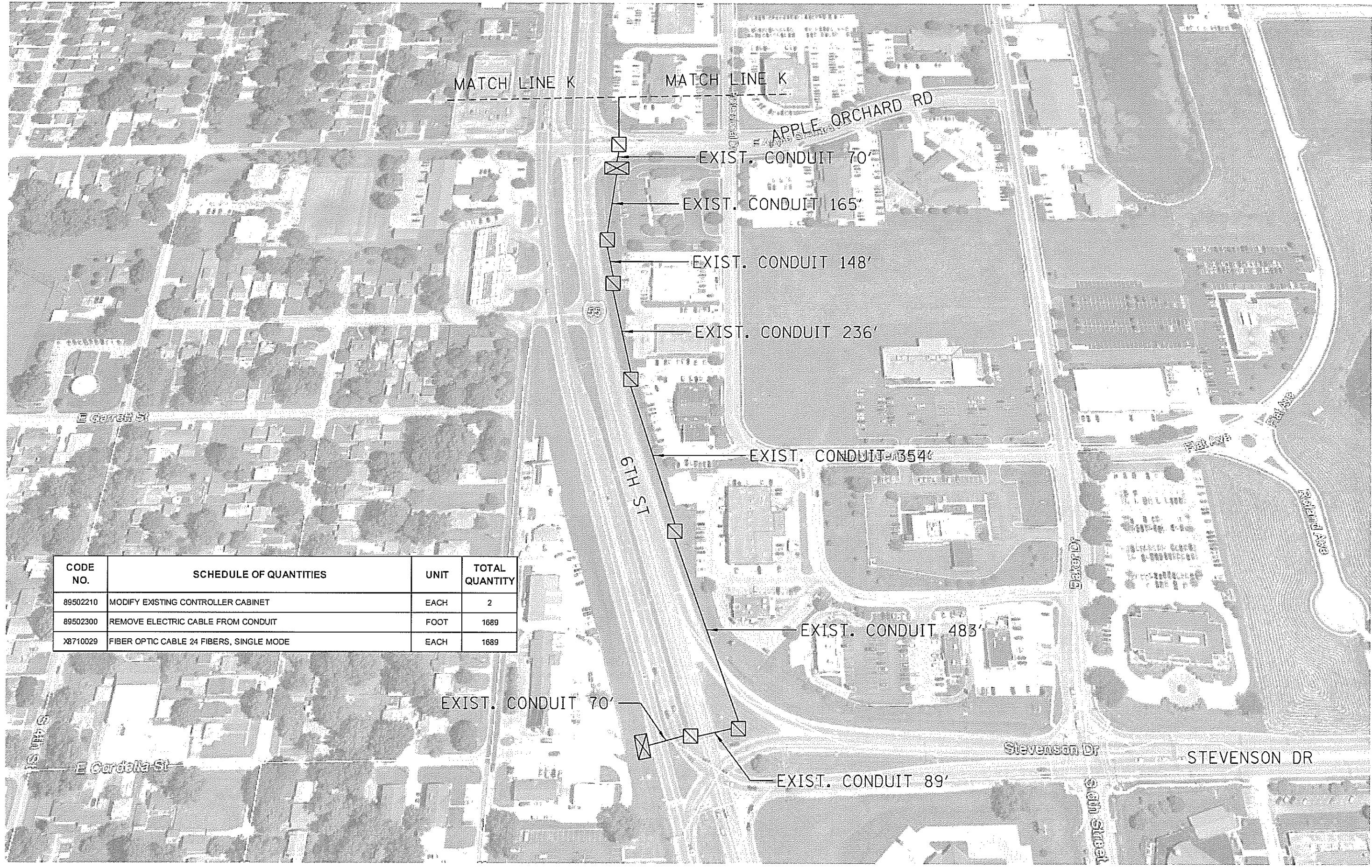
| | | | |
|--|--------------------------------|------------|-----------|
| FILE NAME = | USER NAME = shorptd | DESIGNED - | REVISED - |
| S:\CONTRACT\MAIN\CAD\72K62- ITS D6-1 - Var | ous Co\PLANS\TEST.dgn | DRAWN - | REVISED - |
| | PLLOT SCALE = 1:8000 1/4" = 1' | CHECKED - | REVISED - |
| Default | PLLOT DATE = 3/30/2018 | DATE - | REVISED - |

**STATE OF ILLINOIS
DEPARTMENT OF TRANSPORTATION**

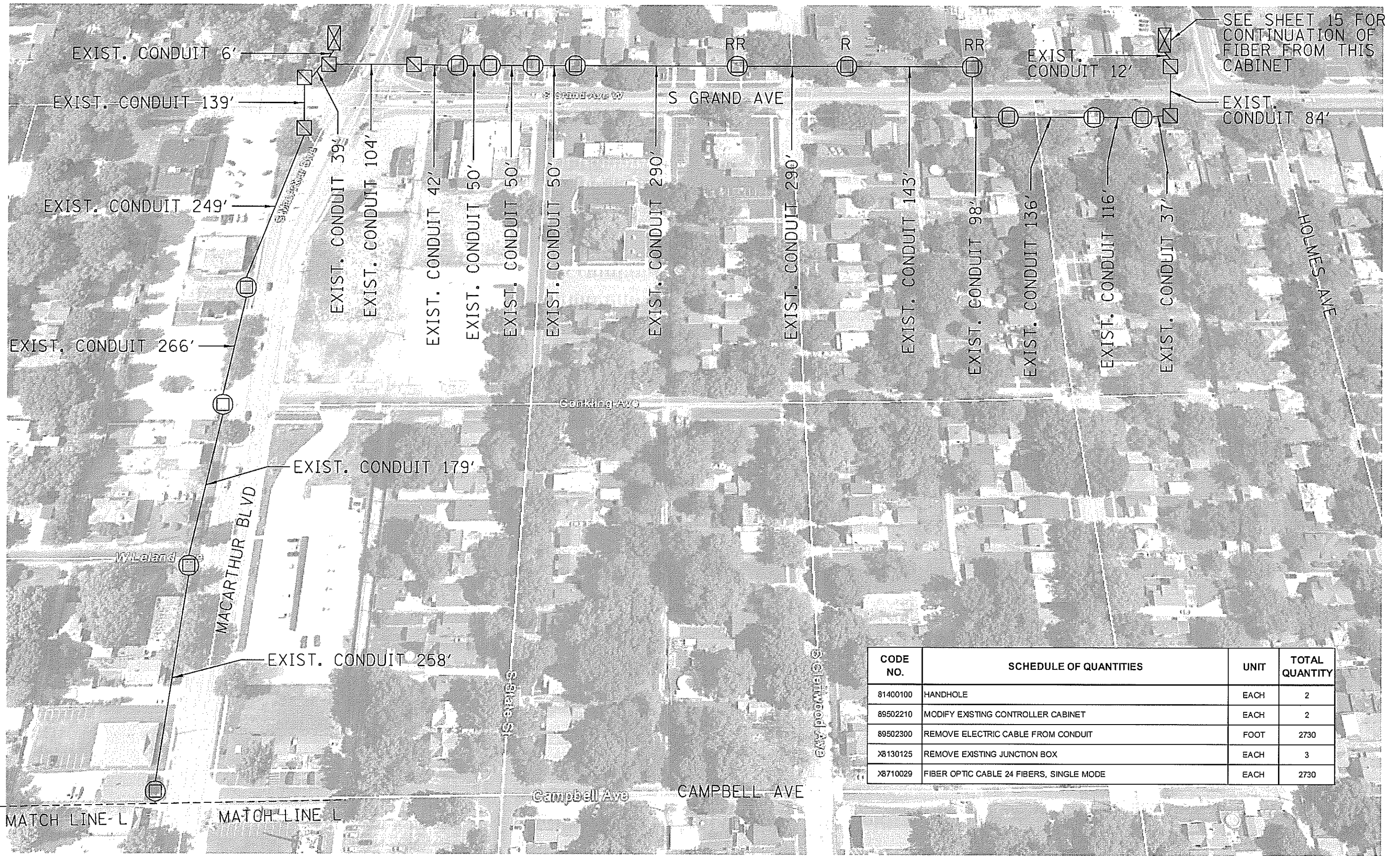
FIBER PLAN - SPRINGFIELD

SHEET ___ OF ___ SHEETS | STA. _____ TO STA. _____

| | | | | |
|--------------------|----------|----------|-----------------------------|-----------|
| F.A.I. RTE. | SECTION | COUNTY | TOTAL SHEETS | SHEET NO. |
| VAR | ITS D6-1 | SANG/MOR | 66 | 23 |
| CONTRACT NO. 72K62 | | | [ILLINOIS] FED. AID PROJECT | |



| CODE NO. | SCHEDULE OF QUANTITIES | UNIT | TOTAL QUANTITY |
|----------|--|------|----------------|
| 89502210 | MODIFY EXISTING CONTROLLER CABINET | EACH | 2 |
| 89502300 | REMOVE ELECTRIC CABLE FROM CONDUIT | FOOT | 1689 |
| X8710029 | FIBER OPTIC CABLE 24 FIBERS, SINGLE MODE | EACH | 1689 |



| CODE NO. | SCHEDULE OF QUANTITIES | UNIT | TOTAL QUANTITY |
|----------|--|------|----------------|
| 81400100 | HANDHOLE | EACH | 2 |
| 89502210 | MODIFY EXISTING CONTROLLER CABINET | EACH | 2 |
| 89502300 | REMOVE ELECTRIC CABLE FROM CONDUIT | FOOT | 2730 |
| X8130125 | REMOVE EXISTING JUNCTION BOX | EACH | 3 |
| X8710029 | FIBER OPTIC CABLE 24 FIBERS, SINGLE MODE | EACH | 2730 |

| | | | |
|---|-----------------------|------------|-----------|
| FILE NAME = | USER NAME = sharptd | DESIGNED - | REVISED - |
| S:\CONTRMAINT\CAD\72K62- ITS 06-1 - Various Co\PLANS\TEST.dgn | | DRAWN - | REVISED - |
| | | CHECKED - | REVISED - |
| | | DATE - | REVISED - |
| Default | PLOT DATE = 3/30/2018 | | |

**STATE OF ILLINOIS
DEPARTMENT OF TRANSPORTATION**

FIBER PLAN - SPRINGFIELD

SHEET ___ OF ___ SHEETS | STA. _____ TO STA. _____

| | | | | |
|--------------------|----------|----------|-----------------------------|-----------|
| F.A.I. RTE. | SECTION | COUNTY | TOTAL SHEETS | SHEET NO. |
| VAR | ITS D6-1 | SANG/MOR | 66 | 25 |
| CONTRACT NO. 72K62 | | | [ILLINOIS] FED. AID PROJECT | |



| CODE NO. | SCHEDULE OF QUANTITIES | UNIT | TOTAL QUANTITY |
|----------|--|-------|----------------|
| 42400100 | PORTLAND CEMENT CONCRETE SIDEWALK 4 INCH | SQ FT | 60 |
| 44000600 | SIDEWALK REMOVAL | SQ FT | 60 |
| 81400100 | HANDHOLE | EACH | 2 |
| 89502210 | MODIFY EXISTING CONTROLLER CABINET | EACH | 1 |
| 89502300 | REMOVE ELECTRIC CABLE FROM CONDUIT | FOOT | 1622.5 |
| X8130125 | REMOVE EXISTING JUNCTION BOX | EACH | 2 |
| X8710029 | FIBER OPTIC CABLE 24 FIBERS, SINGLE MODE | EACH | 1622.5 |

| | | | |
|--|----------------------------|------------|-----------|
| FILE NAME * | USER NAME = sharptd | DESIGNED - | REVISED - |
| S:\CONTRACT\MAINT.CAD\72K62 - ITS D6-1 - Var | ous Ea\PLANS\TEST.dgn | DRAWN - | REVISED - |
| Default | PLOT SCALE = 1.0000' / in. | CHECKED - | REVISED - |
| | PLOT DATE = 3/30/2018 | DATE - | REVISED - |

**STATE OF ILLINOIS
DEPARTMENT OF TRANSPORTATION**

FIBER PLAN - SPRINGFIELD

SHEET ___ OF ___ SHEETS | STA. _____ TO STA. _____

| | | | | |
|-----------------------------|----------|----------|--------------------|-----------|
| F.A.I. RTE. | SECTION | COUNTY | TOTAL SHEETS | SHEET NO. |
| VAR | ITS D6-1 | SANG/MOR | 65 | 26 |
| | | | CONTRACT NO. 72K62 | |
| [ILLINOIS] FED. AID PROJECT | | | | |



| CODE NO. | SCHEDULE OF QUANTITIES | UNIT | TOTAL QUANTITY |
|----------|--|-------|----------------|
| 42400100 | PORTLAND CEMENT CONCRETE SIDEWALK 4 INCH | SQ FT | 30 |
| 44000600 | SIDEWALK REMOVAL | SQ FT | 30 |
| 81400100 | HANDHOLE | EACH | 1 |
| 89502210 | MODIFY EXISTING CONTROLLER CABINET | EACH | 1 |
| 89502300 | REMOVE ELECTRIC CABLE FROM CONDUIT | FOOT | 1178.5 |
| X8130125 | REMOVE EXISTING JUNCTION BOX | EACH | 1 |
| X8710029 | FIBER OPTIC CABLE 24 FIBERS, SINGLE MODE | EACH | 1178.5 |

| | | | |
|--|------------------------------|------------|-----------|
| FILE NAME = | USER NAME = sharptd | DESIGNED - | REVISED - |
| S:\CONTRACTS\CAD\72K62- ITS D6-1 - Var | ous Co\PLANS\TEST.dgn | DRAWN - | REVISED - |
| | PLOT SCALE = 1/8" = 1' / in. | CHECKED - | REVISED - |
| Default | PLOT DATE = 3/30/2018 | DATE - | REVISED - |

**STATE OF ILLINOIS
DEPARTMENT OF TRANSPORTATION**

FIBER PLAN - SPRINGFIELD

| | | | | |
|---------------------------|----------|----------|--------------------|-----------|
| F.A.I. RTE. | SECTION | COUNTY | TOTAL SHEETS | SHEET NO. |
| VAR | ITS D6-1 | SANG/MOR | 66 | 21 |
| | | | CONTRACT NO. 72K62 | |
| ILLINOIS FED. AID PROJECT | | | | |

SHEET ____ OF ____ SHEETS STA. _____ TO STA. _____



| CODE NO. | SCHEDULE OF QUANTITIES | UNIT | TOTAL QUANTITY |
|----------|--|------|----------------|
| 89502210 | MODIFY EXISTING CONTROLLER CABINET | EACH | 2 |
| 89502300 | REMOVE ELECTRIC CABLE FROM CONDUIT | FOOT | 1106.5 |
| X8710029 | FIBER OPTIC CABLE 24 FIBERS, SINGLE MODE | EACH | 1106.5 |

**STATE OF ILLINOIS
DEPARTMENT OF TRANSPORTATION**

FIBER PLAN - SPRINGFIELD

FILE NAME = S:\CONTR\MAINT_CAD\72K62- ITS D6-1 - V...
Default

USER NAME = sharptd
ous Co\PLANS\TEST.dgn
PLOT SCALE = 1.0000 "/in.
PLOT DATE = 3/30/2018

DESIGNED - _____
DRAWN - _____
CHECKED - _____
DATE - _____

REVISED - _____
REVISED - _____
REVISED - _____
REVISED - _____

| F.A.I. RTE. | SECTION | COUNTY | TOTAL SHEETS | SHEET NO. |
|-----------------------------|----------|----------|--------------------|-----------|
| 55 | ITS D6-1 | SANG/MOR | 66 | 28 |
| | | | CONTRACT NO. 72K62 | |
| [ILLINOIS] FED. AID PROJECT | | | | |

SHEET ____ OF ____ SHEETS | STA. _____ TO STA. _____



| CODE NO. | SCHEDULE OF QUANTITIES | UNIT | TOTAL QUANTITY |
|----------|--|------|----------------|
| 89502210 | MODIFY EXISTING CONTROLLER CABINET | EACH | 1 |
| 89502300 | REMOVE ELECTRIC CABLE FROM CONDUIT | FOOT | 1231 |
| X8130125 | REMOVE EXISTING JUNCTION BOX | EACH | 1 |
| X8710029 | FIBER OPTIC CABLE 24 FIBERS, SINGLE MODE | EACH | 1231 |

MATCH LINE P MATCH LINE P

| | | | |
|--|----------------------------|------------|-----------|
| FILE NAME = | USER NAME = sharpst | DESIGNED - | REVISED - |
| S:\CONTRACTS\CAD\72K62- ITS DB-1 - Var | ous Co\PLANS\TEST.dgn | DRAWN - | REVISED - |
| Default | PLOT SCALE = 1.0000' / in. | CHECKED - | REVISED - |
| | PLOT DATE = 3/30/2018 | DATE - | REVISED - |

STATE OF ILLINOIS
DEPARTMENT OF TRANSPORTATION

FIBER PLAN - SPRINGFIELD

| | | | | |
|-----------------------------|----------|----------|--------------------|-----------|
| F.A.I. RTE. | SECTION | COUNTY | TOTAL SHEETS | SHEET NO. |
| VAR | ITS DB-1 | SANG/MOR | 66 | 29 |
| | | | CONTRACT NO. 72K62 | |
| [ILLINOIS] FED. AID PROJECT | | | | |

SHEET ___ OF ___ SHEETS STA. _____ TO STA. _____



| CODE NO. | SCHEDULE OF QUANTITIES | UNIT | TOTAL QUANTITY |
|----------|--|------|----------------|
| 89502210 | MODIFY EXISTING CONTROLLER CABINET | EACH | 1 |
| 89502300 | REMOVE ELECTRIC CABLE FROM CONDUIT | FOOT | 1312 |
| X8710029 | FIBER OPTIC CABLE 24 FIBERS, SINGLE MODE | EACH | 1312 |

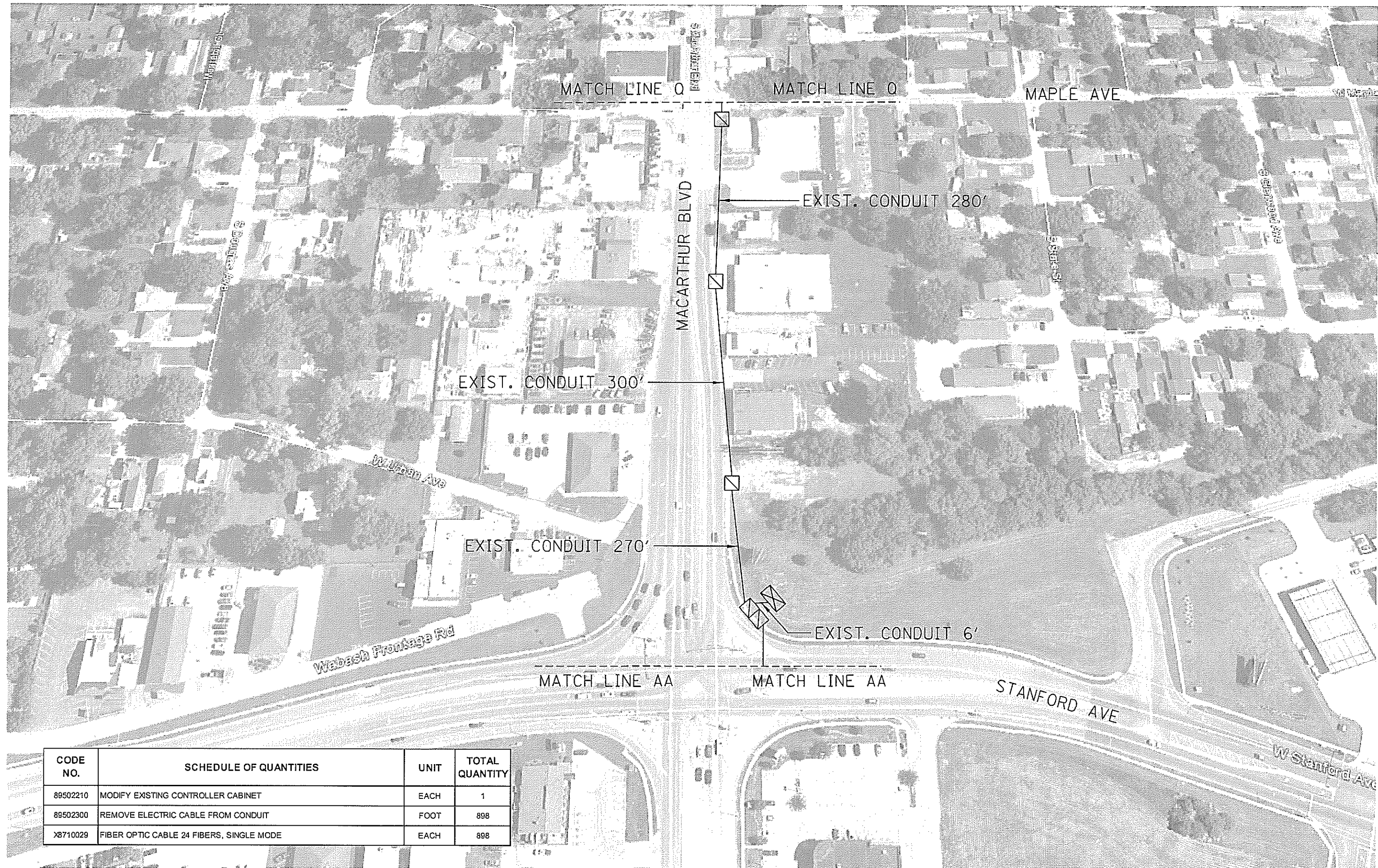
| | | | |
|--|---------------------------|------------|-----------|
| FILE NAME = | USER NAME = sharpst | DESIGNED - | REVISED - |
| S:\CONTRACTS\CAD\72K62- ITS 06-1 - Var | ous Co\PLANS\TEST.dgn | DRAWN - | REVISED - |
| Default | PLOT SCALE = 1.0000 / in. | CHECKED - | REVISED - |
| | PLOT DATE = 3/30/2018 | DATE - | REVISED - |

**STATE OF ILLINOIS
DEPARTMENT OF TRANSPORTATION**

FIBER PLAN - SPRINGFIELD

| | | | | |
|---------------------------|----------|----------|--------------|-----------|
| F.A.I. RTE. | SECTION | COUNTY | TOTAL SHEETS | SHEET NO. |
| VAR | ITS 06-1 | SANG/MOR | 66 | 30 |
| CONTRACT NO. 72K62 | | | | |
| ILLINOIS FED. AID PROJECT | | | | |

SHEET ___ OF ___ SHEETS STA. _____ TO STA. _____



| CODE NO. | SCHEDULE OF QUANTITIES | UNIT | TOTAL QUANTITY |
|----------|--|------|----------------|
| 89502210 | MODIFY EXISTING CONTROLLER CABINET | EACH | 1 |
| 89502300 | REMOVE ELECTRIC CABLE FROM CONDUIT | FOOT | 898 |
| X8710029 | FIBER OPTIC CABLE 24 FIBERS, SINGLE MODE | EACH | 898 |

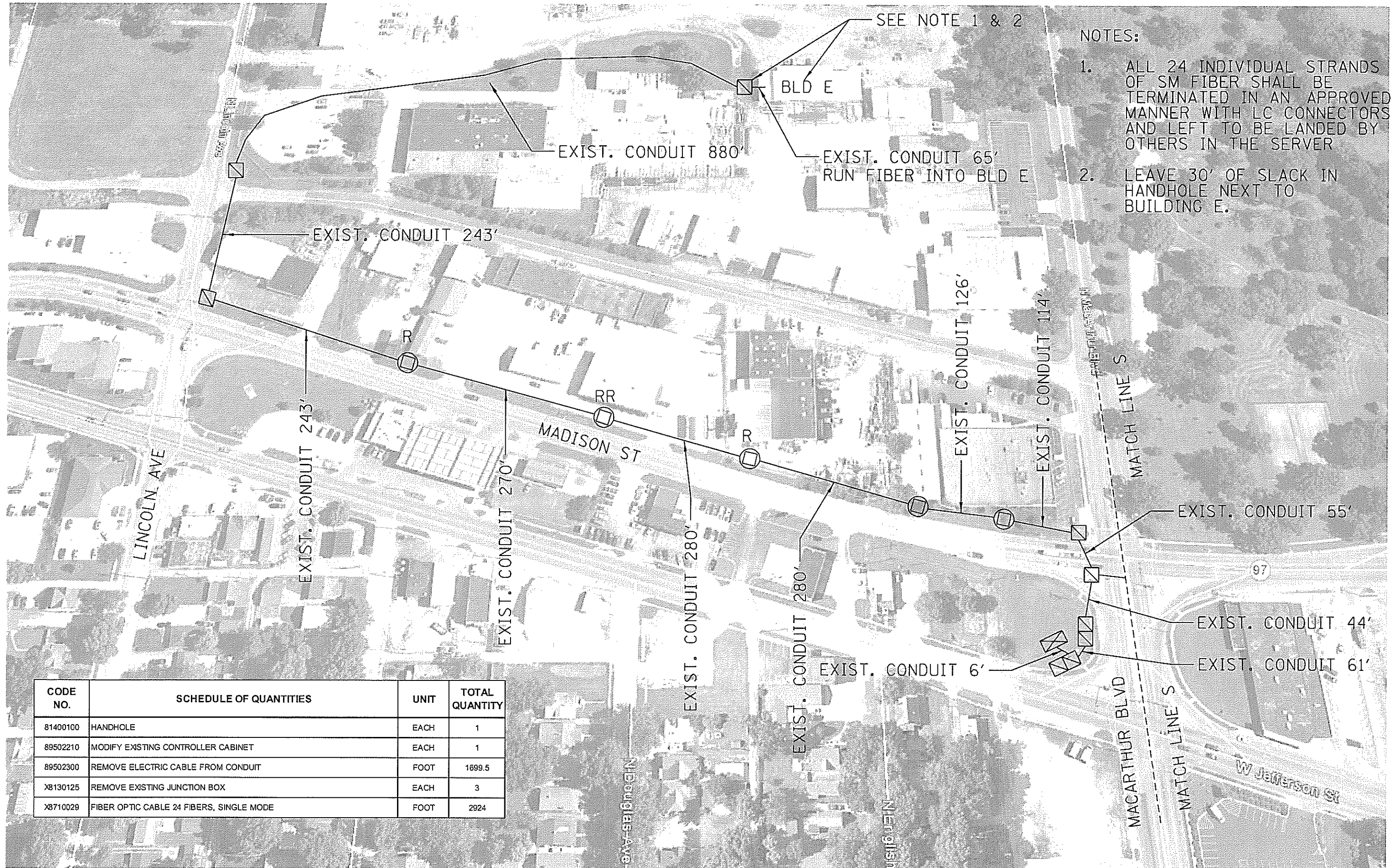
| | | | |
|-------------------------------------|-----------------------------|------------------|-----------------|
| FILE NAME = | USER NAME = sharptd | DESIGNED - _____ | REVISED - _____ |
| S:\CDTR\MNT\CAD\72K62- ITS D6-1 - V | ous Co\PLANS\TEST.dgn | DRAWN - _____ | REVISED - _____ |
| Default | PLOT SCALE = 1:8000 1/4 in. | CHECKED - _____ | REVISED - _____ |
| | PLOT DATE = 3/30/2018 | DATE - _____ | REVISED - _____ |

**STATE OF ILLINOIS
DEPARTMENT OF TRANSPORTATION**

FIBER PLAN - SPRINGFIELD

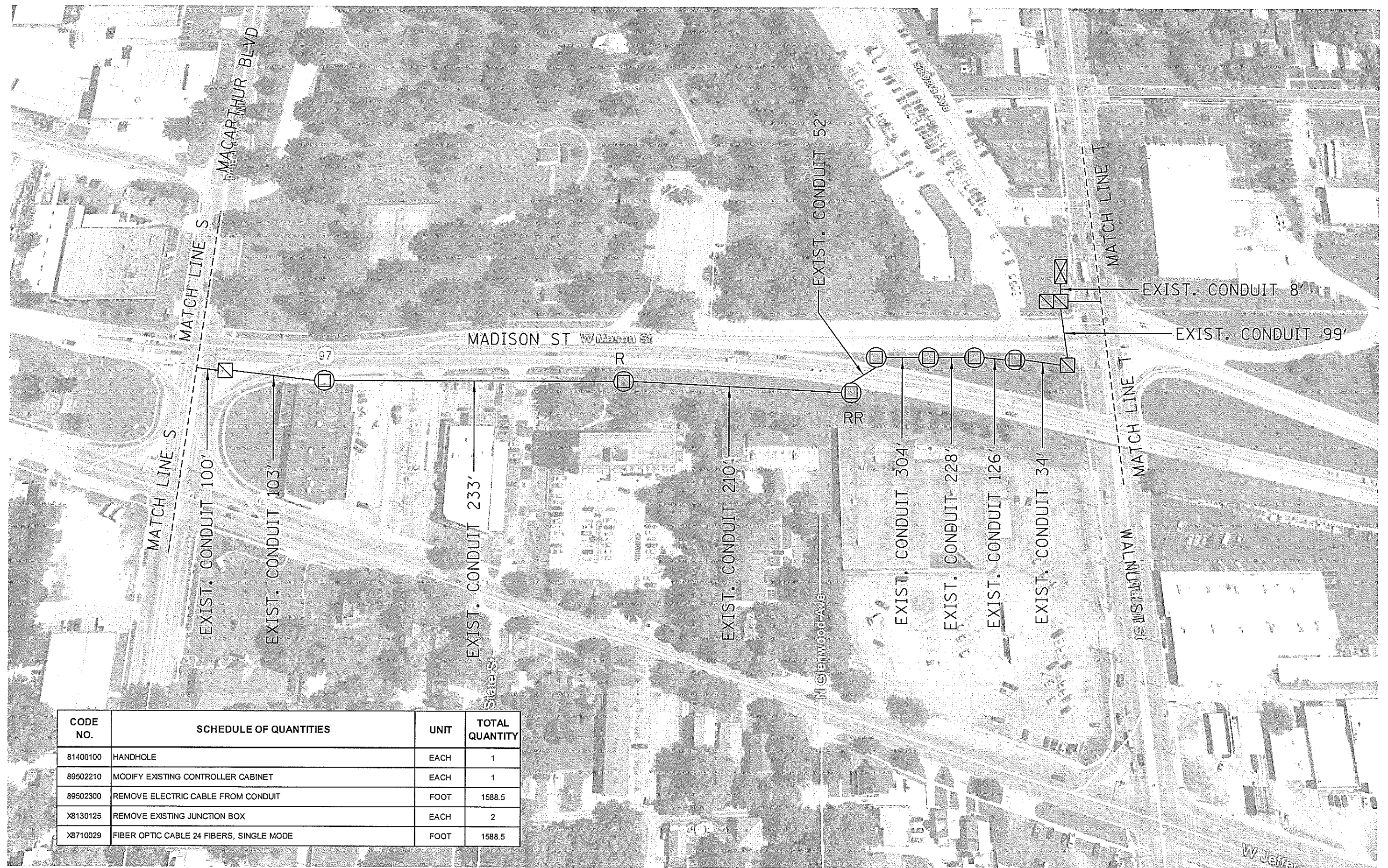
SHEET ____ OF ____ SHEETS | STA. _____ TO STA. _____

| | | | | |
|--------------------|------------------|-----------------|-----------------|---------------------------|
| F.A.I. RTE. VAR | SECTION ITS D6-1 | COUNTY SANG/MOR | TOTAL SHEETS 66 | SHEET NO. 31 |
| CONTRACT NO. 72K62 | | | | ILLINOIS FED. AID PROJECT |



- NOTES:
1. ALL 24 INDIVIDUAL STRANDS OF SM FIBER SHALL BE TERMINATED IN AN APPROVED MANNER WITH LC CONNECTORS AND LEFT TO BE LANDED BY OTHERS IN THE SERVER
 2. LEAVE 30' OF SLACK IN HANDHOLE NEXT TO BUILDING E.

| CODE NO. | SCHEDULE OF QUANTITIES | UNIT | TOTAL QUANTITY |
|----------|--|------|----------------|
| 81400100 | HANDHOLE | EACH | 1 |
| 89502210 | MODIFY EXISTING CONTROLLER CABINET | EACH | 1 |
| 89502300 | REMOVE ELECTRIC CABLE FROM CONDUIT | FOOT | 1699.5 |
| X8130125 | REMOVE EXISTING JUNCTION BOX | EACH | 3 |
| X8710029 | FIBER OPTIC CABLE 24 FIBERS, SINGLE MODE | FOOT | 2924 |



| CODE NO. | SCHEDULE OF QUANTITIES | UNIT | TOTAL QUANTITY |
|----------|--|------|----------------|
| 81400100 | HANDHOLE | EACH | 1 |
| 89502210 | MODIFY EXISTING CONTROLLER CABINET | EACH | 1 |
| 89502300 | REMOVE ELECTRIC CABLE FROM CONDUIT | FOOT | 1588.5 |
| X8130125 | REMOVE EXISTING JUNCTION BOX | EACH | 2 |
| X8710029 | FIBER OPTIC CABLE 24 FIBERS, SINGLE MODE | FOOT | 1588.5 |

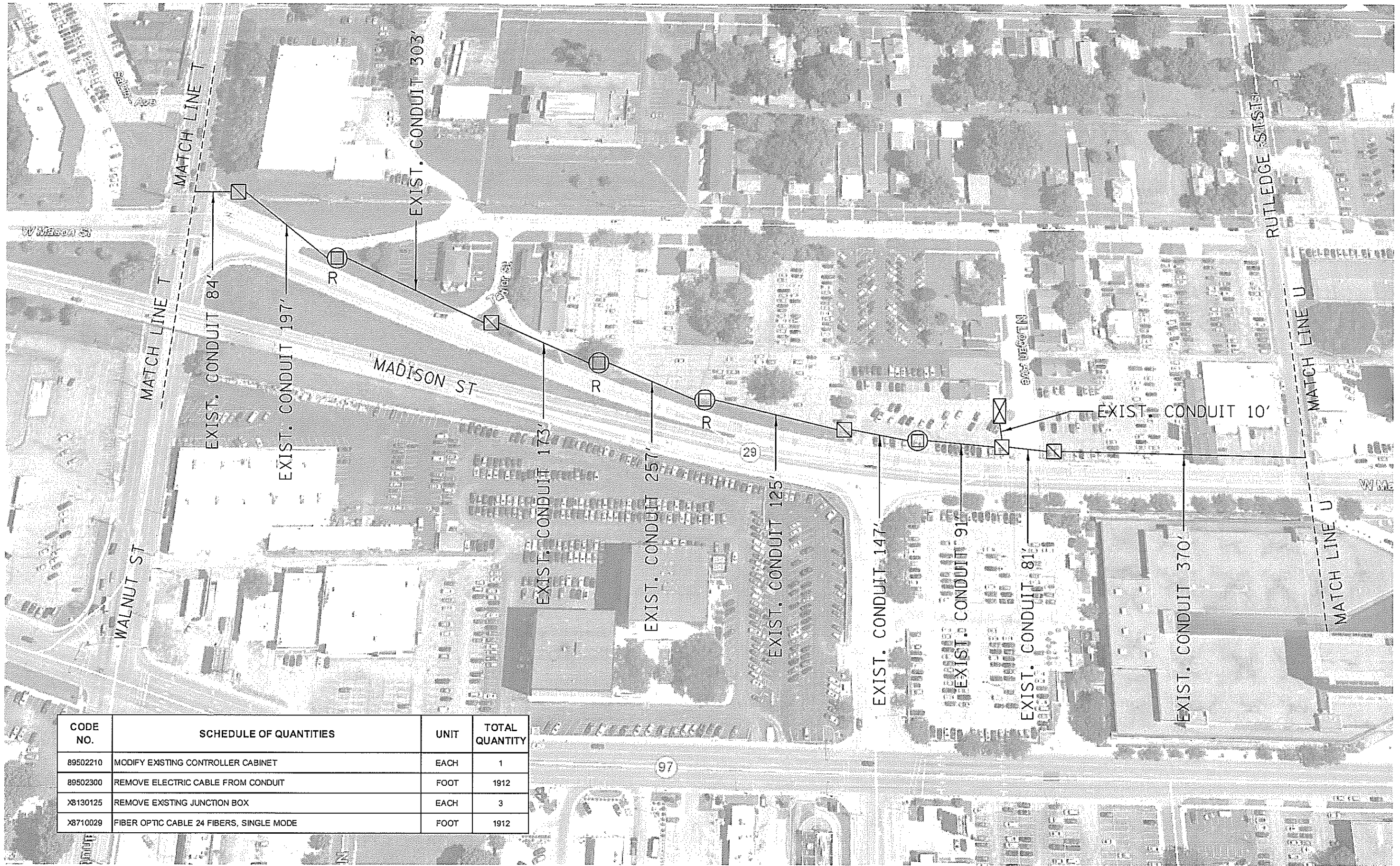
| | | | |
|---|---------------------|------------------|-----------------|
| FILE NAME = S:\CONTR\MAINT_CAD\72K62 - ITS D6-1 - Var | USER NAME = sharptd | DESIGNED - _____ | REVISED - _____ |
| ous Co\PLANS\TEST.dgn | | DRAWN - _____ | REVISED - _____ |
| PLOT SCALE = 1/8000' / in. | | CHECKED - _____ | REVISED - _____ |
| PLOT DATE = 3/30/2018 | | DATE - _____ | REVISED - _____ |

**STATE OF ILLINOIS
DEPARTMENT OF TRANSPORTATION**

FIBER PLAN - SPRINGFIELD

SHEET _____ OF _____ SHEETS | STA. _____ TO STA. _____

| | | | | |
|--------------------|------------------|-----------------|-----------------|---------------------------|
| F.A.I. RTE. VAR | SECTION ITS D6-1 | COUNTY SANG/MOR | TOTAL SHEETS 66 | SHEET NO. 33 |
| CONTRACT NO. 72K62 | | | | ILLINOIS FED. AID PROJECT |



| CODE NO. | SCHEDULE OF QUANTITIES | UNIT | TOTAL QUANTITY |
|----------|--|------|----------------|
| 89502210 | MODIFY EXISTING CONTROLLER CABINET | EACH | 1 |
| 89502300 | REMOVE ELECTRIC CABLE FROM CONDUIT | FOOT | 1912 |
| X8130125 | REMOVE EXISTING JUNCTION BOX | EACH | 3 |
| X8710029 | FIBER OPTIC CABLE 24 FIBERS, SINGLE MODE | FOOT | 1912 |

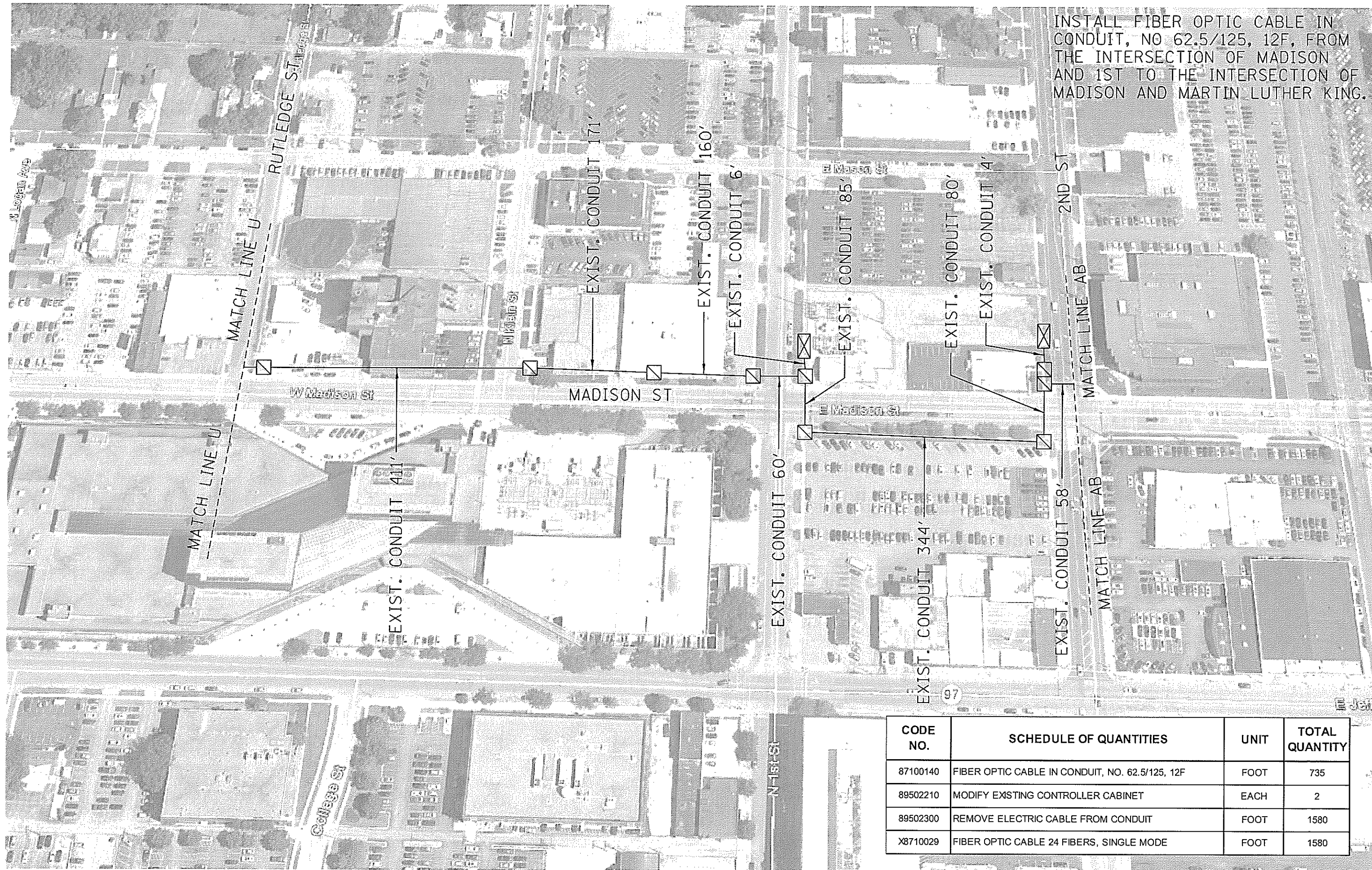
| | | | |
|--|-----------------------|------------|-----------|
| FILE NAME = | USER NAME = sharpjd | DESIGNED - | REVISED - |
| S:\CONTRACT\MAINT_CAD\172K62- ITS D6-1 - Var | ous Co\PLANS\TEST.dgn | DRAWN - | REVISED - |
| Plot Scale = 1:8000' / in. | CHECKED - | REVISED - | REVISED - |
| Plot Date = 3/30/2018 | DATE - | REVISED - | REVISED - |

**STATE OF ILLINOIS
DEPARTMENT OF TRANSPORTATION**

FIBER PLAN - SPRINGFIELD

SHEET ___ OF ___ SHEETS | STA. _____ TO STA. _____

| | | | | |
|---------------------------|----------|----------|--------------------|-----------|
| F.A.I. RTE. | SECTION | COUNTY | TOTAL SHEETS | SHEET NO. |
| VAR | ITS D6-1 | SANG/MOR | 65 | 34 |
| | | | CONTRACT NO. 72K62 | |
| ILLINOIS FED. AID PROJECT | | | | |



INSTALL FIBER OPTIC CABLE IN CONDUIT, NO 62.5/125, 12F, FROM THE INTERSECTION OF MADISON AND 1ST TO THE INTERSECTION OF MADISON AND MARTIN LUTHER KING.

| CODE NO. | SCHEDULE OF QUANTITIES | UNIT | TOTAL QUANTITY |
|----------|---|------|----------------|
| 87100140 | FIBER OPTIC CABLE IN CONDUIT, NO. 62.5/125, 12F | FOOT | 735 |
| 89502210 | MODIFY EXISTING CONTROLLER CABINET | EACH | 2 |
| 89502300 | REMOVE ELECTRIC CABLE FROM CONDUIT | FOOT | 1580 |
| X8710029 | FIBER OPTIC CABLE 24 FIBERS, SINGLE MODE | FOOT | 1580 |

| | | | |
|---|--|------------|-----------|
| FILE NAME = | USER NAME = sharptd | DESIGNED - | REVISED - |
| S:\CONTRACT\MNT_CAD\72K62- ITS D6-1 - Var | ous Co\PLANS\72K62-sht-6-50-fiber-plan.dgn | DRAWN - | REVISED - |
| | PLOT SCALE = 1.0000' / in. | CHECKED - | REVISED - |
| Default | PLOT DATE = 4/5/2018 | DATE - | REVISED - |


**STATE OF ILLINOIS
DEPARTMENT OF TRANSPORTATION**

FIBER PLAN - SPRINGFIELD

| | | | | |
|-----------------------------|----------|----------|--------------------|-----------|
| F.A.I. RTE. | SECTION | COUNTY | TOTAL SHEETS | SHEET NO. |
| VAR | ITS D6-1 | SANG/MOR | 66 | 35 |
| | | | CONTRACT NO. 72K62 | |
| [ILLINOIS] FED. AID PROJECT | | | | |

SHEET ___ OF ___ SHEETS STA. ___ TO STA. ___

| CODE NO. | SCHEDULE OF QUANTITIES | UNIT | TOTAL QUANTITY |
|----------|--|------|----------------|
| 89502210 | MODIFY EXISTING CONTROLLER CABINET | EACH | 2 |
| 89502300 | REMOVE ELECTRIC CABLE FROM CONDUIT | FOOT | 825 |
| 89502375 | REMOVE EXISTING TRAFFIC SIGNAL EQUIPMENT | EACH | 1 |
| 89502385 | REMOVE EXISTING CONCRETE FOUNDATION | EACH | 1 |
| X8710029 | FIBER OPTIC CABLE 24 FIBERS, SINGLE MODE | FOOT | 825 |



| | | | |
|--|---------------------|------------|-----------|
| FILE NAME = | USER NAME = sharp1d | DESIGNED - | REVISED - |
| S:\CONTRMAINT_CAD\72K62- ITS D6-1 - Veterans Co\PLANS\TEST.dgn | | DRAWN - | REVISED - |
| PLOT SCALE = 1:8000 | | CHECKED - | REVISED - |
| PLOT DATE = 4/3/2018 | | DATE - | REVISED - |

**STATE OF ILLINOIS
DEPARTMENT OF TRANSPORTATION**

FIBER PLAN - SPRINGFIELD

SHEET ___ OF ___ SHEETS | STA. _____ TO STA. _____

| | | | | |
|-----------------------------|----------|----------|--------------------|-----------|
| F.A.I. RTE. | SECTION | COUNTY | TOTAL SHEETS | SHEET NO. |
| VAR | ITS D6-1 | SANG/MOR | 65 | 36 |
| | | | CONTRACT NO. 72K62 | |
| [ILLINOIS] FED. AID PROJECT | | | | |

| CODE NO. | SCHEDULE OF QUANTITIES | UNIT | TOTAL QUANTITY |
|----------|--|------|----------------|
| 81400100 | HANDHOLE | EACH | 2 |
| 89502300 | REMOVE ELECTRIC CABLE FROM CONDUIT | FOOT | 1940 |
| X8130125 | REMOVE EXISTING JUNCTION BOX | EACH | 7 |
| X8710029 | FIBER OPTIC CABLE 24 FIBERS, SINGLE MODE | FOOT | 1940 |



| | | | |
|--|---|------------|-----------|
| FILE NAME = | USER NAME = shorptd | DESIGNED - | REVISED - |
| S:\CONTRACTS\CAD\72K62- ITS D6-1 - Var | dra Co\PLANS\TEST.dgn | DRAWN - | REVISED - |
| Default | PLOT SCALE = 1.0000 "/> <td>CHECKED -</td> <td>REVISED -</td> | CHECKED - | REVISED - |
| | PLOT DATE = 4/3/2018 | DATE - | REVISED - |

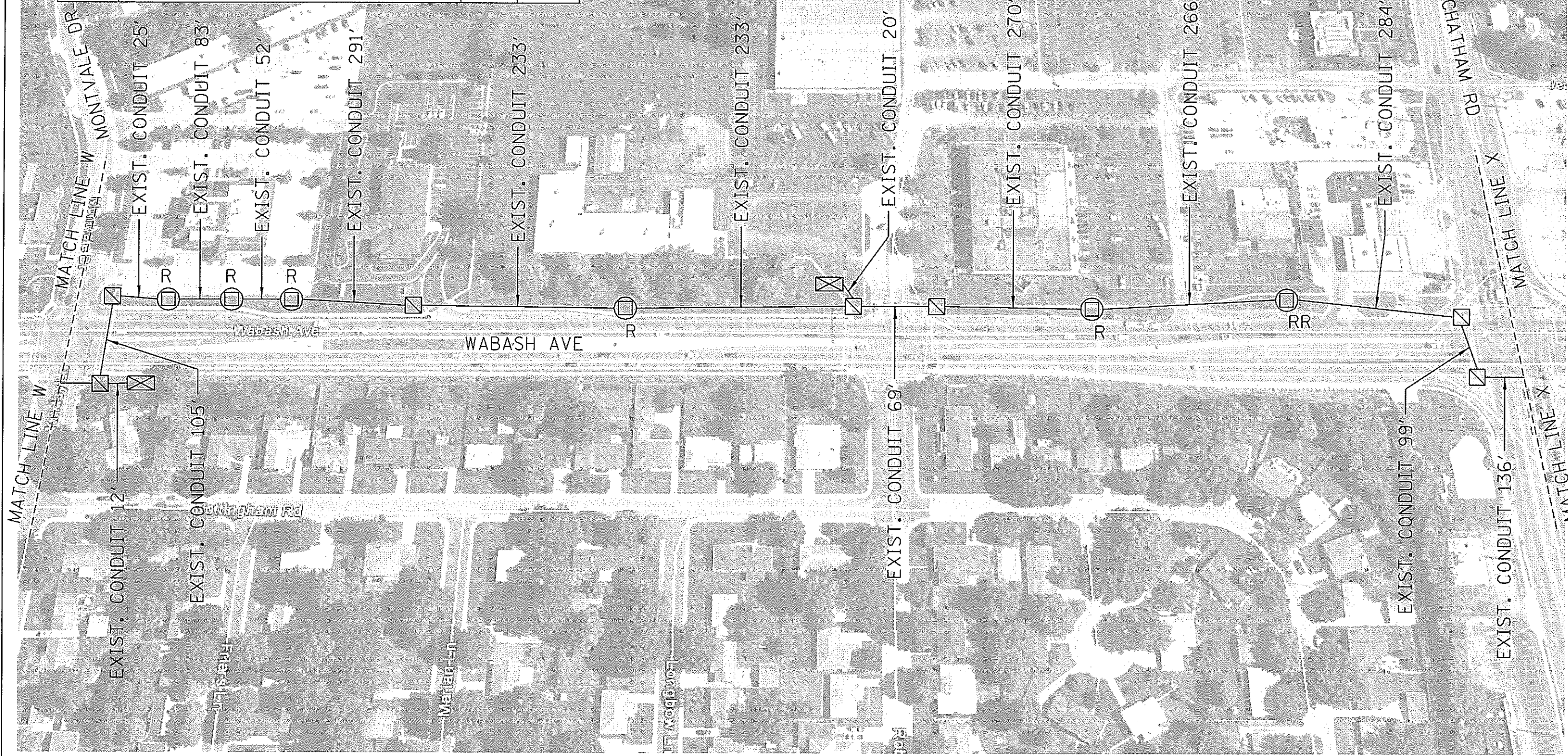
**STATE OF ILLINOIS
DEPARTMENT OF TRANSPORTATION**

FIBER PLAN - SPRINGFIELD

SHEET ____ OF ____ SHEETS | STA. _____ TO STA. _____

| | | | | |
|--------------------|----------|----------|---------------------------|-----------|
| F.A.I. RTE. | SECTION | COUNTY | TOTAL SHEETS | SHEET NO. |
| VAR | ITS D6-1 | SANG/MOR | 66 | 31 |
| CONTRACT NO. 72K62 | | | ILLINOIS FED. AID PROJECT | |

| CODE NO. | SCHEDULE OF QUANTITIES | UNIT | TOTAL QUANTITY |
|----------|--|------|----------------|
| 81400100 | HANDHOLE | EACH | 1 |
| 89502210 | MODIFY EXISTING CONTROLLER CABINET | EACH | 2 |
| 89502300 | REMOVE ELECTRIC CABLE FROM CONDUIT | FOOT | 2303 |
| X8130125 | REMOVE EXISTING JUNCTION BOX | EACH | 6 |
| X8710029 | FIBER OPTIC CABLE 24 FIBERS, SINGLE MODE | FOOT | 2303 |



| | | | |
|---|---------------------|------------|-----------|
| FILE NAME = S:\CONTRACTS\CAD\72K62- ITS 06-1 - V... | USER NAME = sharptd | DESIGNED - | REVISED - |
| PLOT SCALE = 1.0000' / in. | PLT DATE = 4/3/2018 | DRAWN - | REVISED - |
| | | CHECKED - | REVISED - |
| | | DATE - | REVISED - |

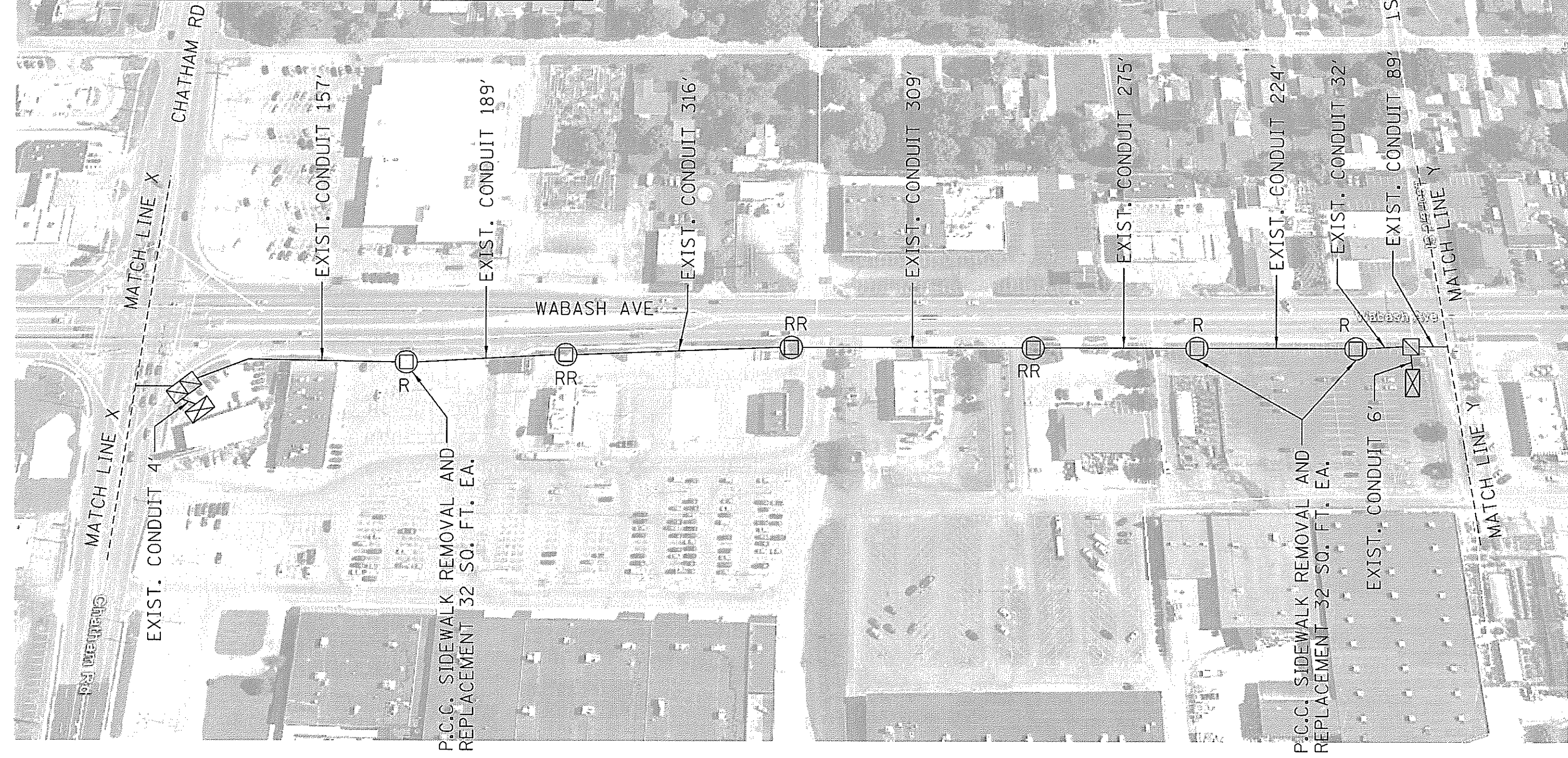
**STATE OF ILLINOIS
DEPARTMENT OF TRANSPORTATION**

FIBER PLAN - SPRINGFIELD

SHEET ___ OF ___ SHEETS | STA. _____ TO STA. _____

| | | | | |
|--------------------|----------|----------|-----------------------------|-----------|
| F.A.I. RTE. | SECTION | COUNTY | TOTAL SHEETS | SHEET NO. |
| VAR | ITS D6-1 | SANG/MOR | 66 | 38 |
| CONTRACT NO. 72K62 | | | [ILLINOIS] FED. AID PROJECT | |

| CODE NO. | SCHEDULE OF QUANTITIES | UNIT | TOTAL QUANTITY |
|----------|--|-------|----------------|
| 42400100 | PORTLAND CEMENT CONCRETE SIDEWALK 4 INCH | SQ FT | 64 |
| 44000600 | SIDEWALK REMOVAL | SQ FT | 64 |
| 81400100 | HANDHOLE | EACH | 3 |
| 89502210 | MODIFY EXISTING CONTROLLER CABINET | EACH | 2 |
| 89502300 | REMOVE ELECTRIC CABLE FROM CONDUIT | FOOT | 1698 |
| X8130125 | REMOVE EXISTING JUNCTION BOX | EACH | 5 |
| X8710029 | FIBER OPTIC CABLE 24 FIBERS, SINGLE MODE | EACH | 1698 |



| | | | |
|--------------------------------------|---------------------------|------------|-----------|
| FILE NAME = | USER NAME = sharpst | DESIGNED - | REVISED - |
| S:\CONTRMINT_CAD\72K62- ITS D6-1 - V | ous Co\PLANS\TEST.dgn | DRAWN - | REVISED - |
| Default | PLOT SCALE = 1.0000 / in. | CHECKED - | REVISED - |
| | PLOT DATE = 4/3/2018 | DATE - | REVISED - |

**STATE OF ILLINOIS
DEPARTMENT OF TRANSPORTATION**

FIBER PLAN - SPRINGFIELD

SHEET ___ OF ___ SHEETS | STA. _____ TO STA. _____

| | | | | |
|---------------------------|----------|----------|--------------------|-----------|
| F.A.I. RTE. | ITS D6-1 | COUNTY | TOTAL SHEETS | SHEET NO. |
| VAR | VARIOUS | SANG/MOR | 66 | 39 |
| | | | CONTRACT NO. 72K62 | |
| ILLINOIS FED. AID PROJECT | | | | |

| CODE NO. | SCHEDULE OF QUANTITIES | UNIT | TOTAL QUANTITY |
|----------|--|------|----------------|
| 81028340 | UNDERGROUND CONDUIT, PVC 1 1/2" DIA | FOOT | 310 |
| 81400100 | HANDHOLE | EACH | 4 |
| 87900200 | DRILL EXISTING HANDHOLE | EACH | 1 |
| 89502300 | REMOVE ELECTRIC CABLE FROM CONDUIT | FOOT | 1720 |
| X8130125 | REMOVE EXISTING JUNCTION BOX | EACH | 6 |
| X8710029 | FIBER OPTIC CABLE 24 FIBERS, SINGLE MODE | FOOT | 2030 |



| | | | |
|---|----------------------|------------------|-----------------|
| FILE NAME = S:\CONTRACT\MAINT_CAD\72K62- ITS D6-1 - Various Co\PLANS\TEST.dgn | USER NAME = sharptd | DESIGNED - _____ | REVISED - _____ |
| PLOT SCALE = 1:8000 / 1" = 80' | PLOT DATE = 4/3/2018 | DRAWN - _____ | REVISED - _____ |
| | | CHECKED - _____ | REVISED - _____ |
| | | DATE - _____ | REVISED - _____ |

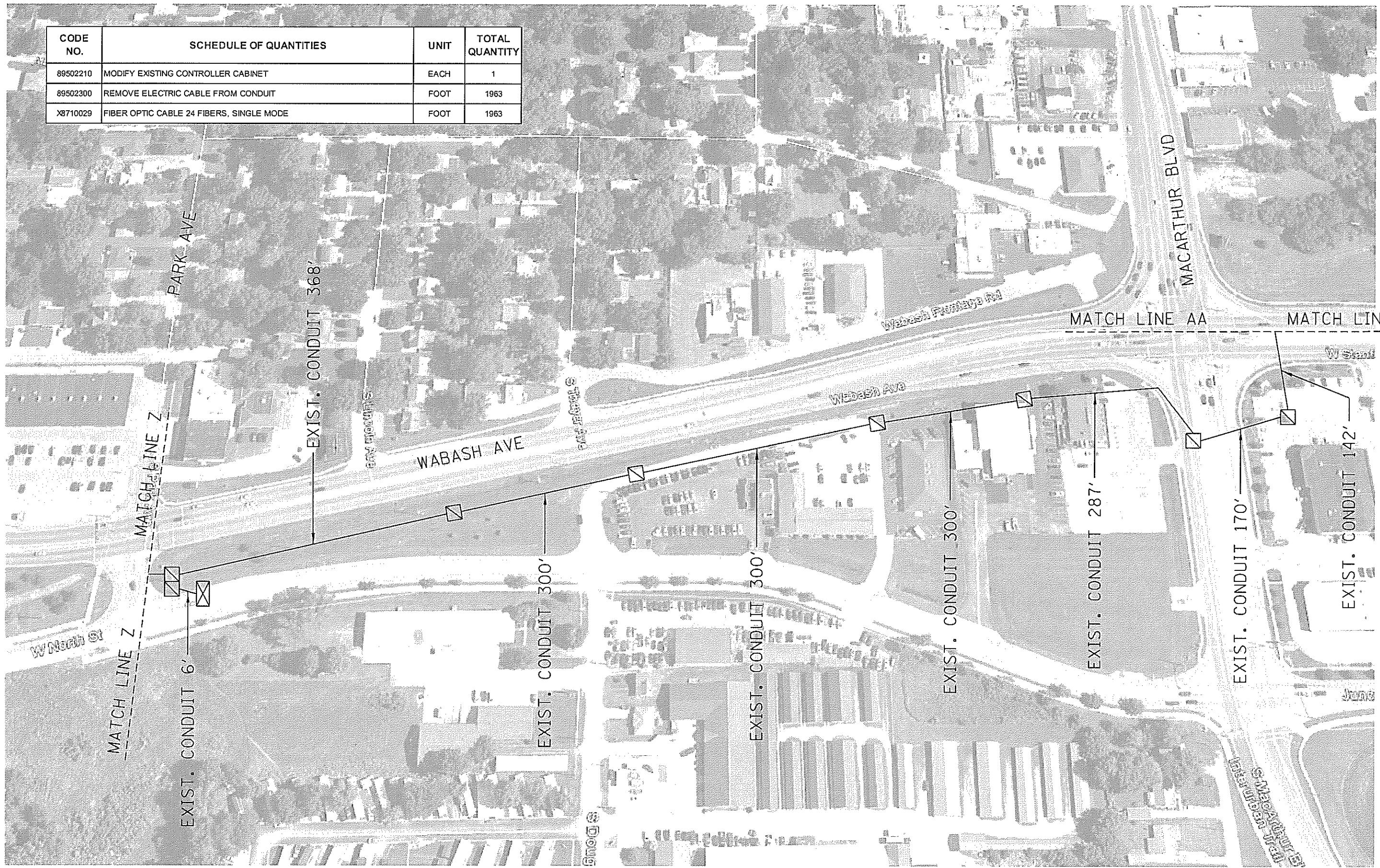
**STATE OF ILLINOIS
DEPARTMENT OF TRANSPORTATION**

FIBER PLAN - SPRINGFIELD

SHEET ____ OF ____ SHEETS | STA. _____ TO STA. _____

| | | | | |
|-----------------------------|------------------|-----------------|--------------------|--------------|
| F.A.I. RTE. VAR | SECTION ITS D6-1 | COUNTY SANG/MOR | TOTAL SHEETS 66 | SHEET NO. 40 |
| | | | CONTRACT NO. 72K62 | |
| [ILLINOIS] FED. AID PROJECT | | | | |

| CODE NO. | SCHEDULE OF QUANTITIES | UNIT | TOTAL QUANTITY |
|----------|--|------|----------------|
| 89502210 | MODIFY EXISTING CONTROLLER CABINET | EACH | 1 |
| 89502300 | REMOVE ELECTRIC CABLE FROM CONDUIT | FOOT | 1963 |
| X8710029 | FIBER OPTIC CABLE 24 FIBERS, SINGLE MODE | FOOT | 1963 |



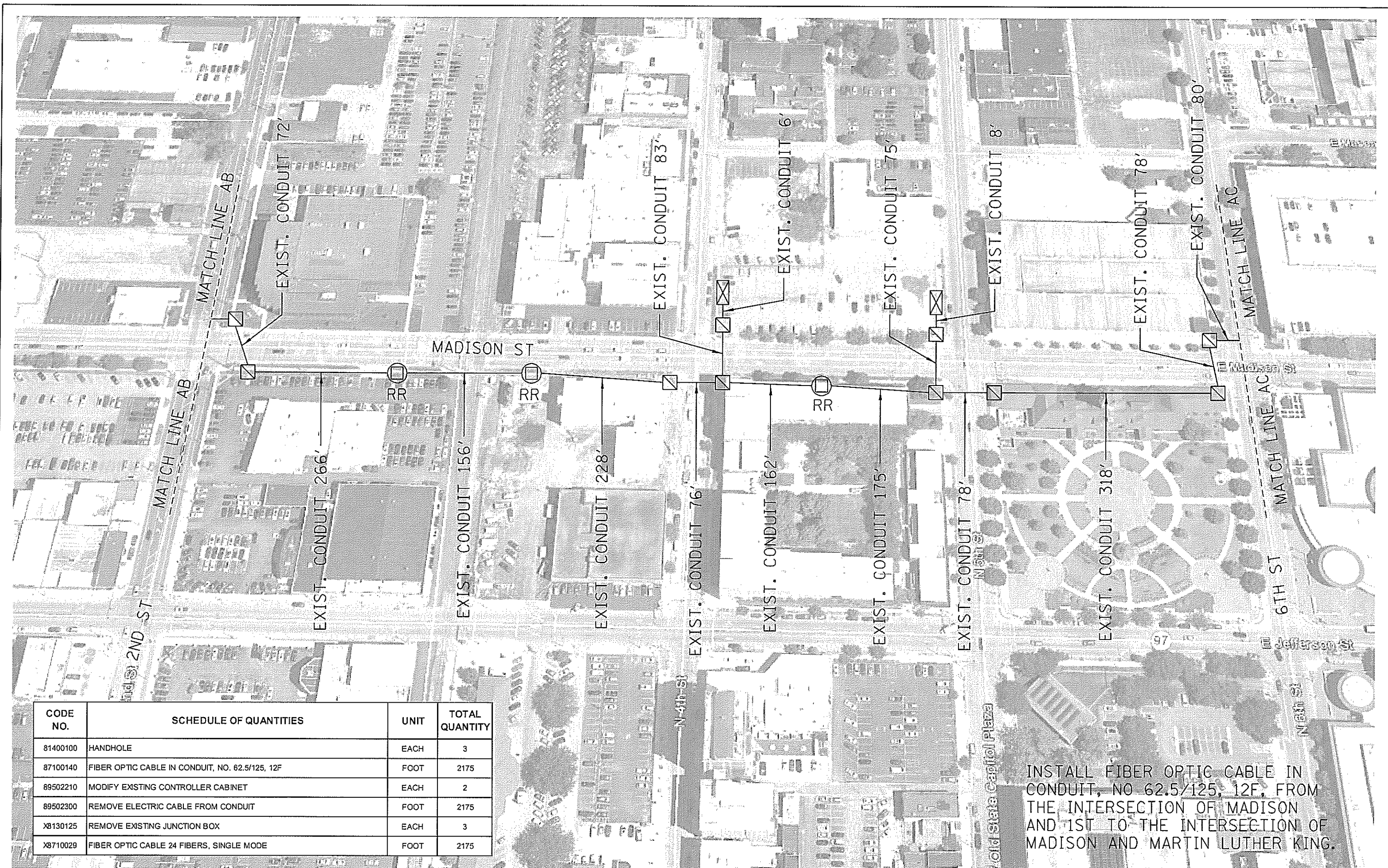
| | | | |
|--|--------------------|------------------|-----------------|
| FILE NAME = S:\CONTRACTS\CAD\72K62- ITS DB-1 - Var | USER NAME = sharpd | DESIGNED - _____ | REVISED - _____ |
| ous Co\PLANS\TEST.dgn | | DRAWN - _____ | REVISED - _____ |
| PLOT SCALE = 1.0000' / in. | | CHECKED - _____ | REVISED - _____ |
| PLOT DATE = 4/3/2018 | | DATE - _____ | REVISED - _____ |

**STATE OF ILLINOIS
DEPARTMENT OF TRANSPORTATION**

FIBER PLAN - SPRINGFIELD

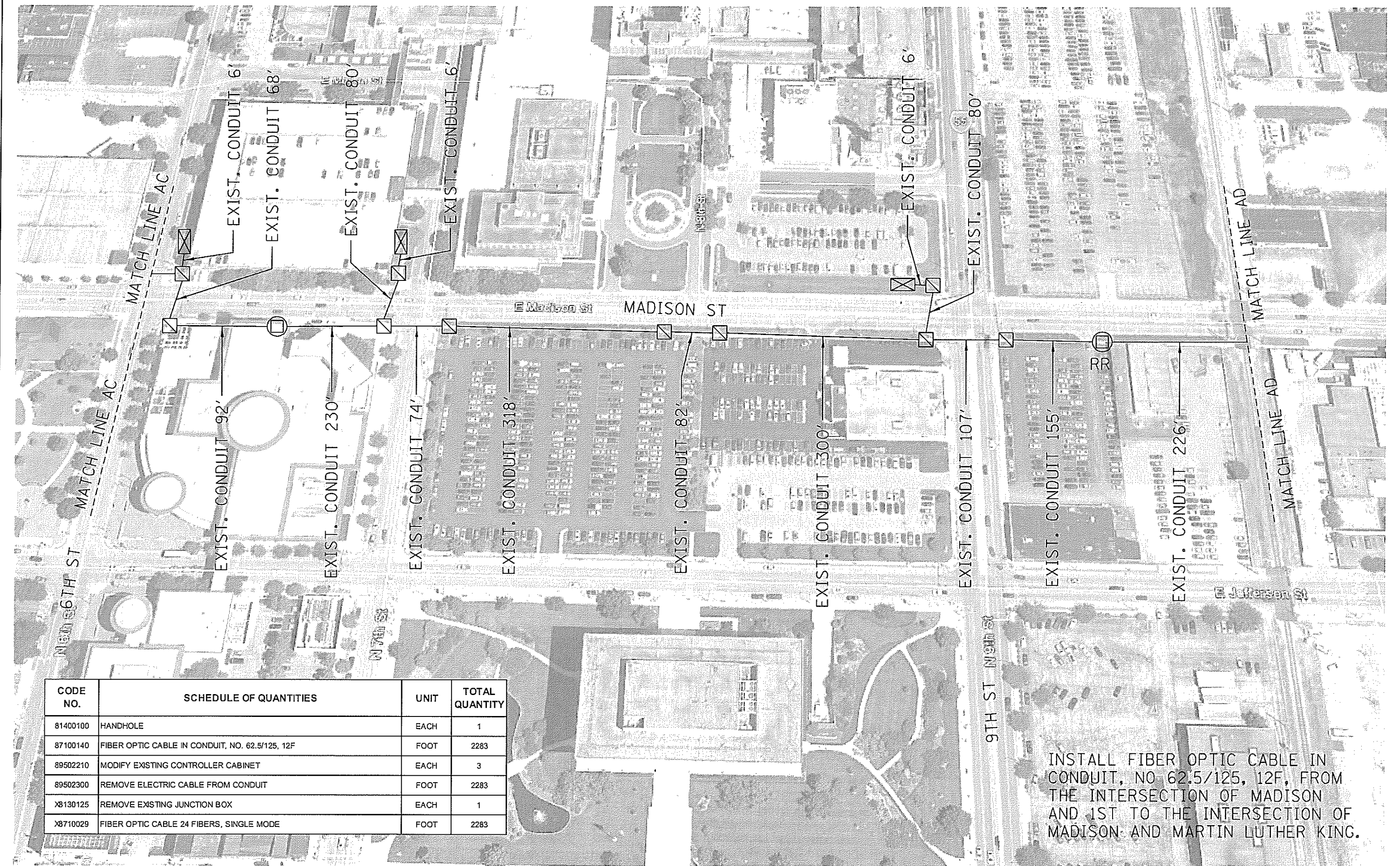
SHEET _____ OF _____ SHEETS STA. _____ TO STA. _____

| | | | | |
|--------------------|------------------|-----------------|---------------------------|--------------|
| F.A.I. R.T.E. VAR | SECTION ITS DB-1 | COUNTY SANG/MOR | TOTAL SHEETS 66 | SHEET NO. 41 |
| CONTRACT NO. 72K62 | | | ILLINOIS FED. AID PROJECT | |



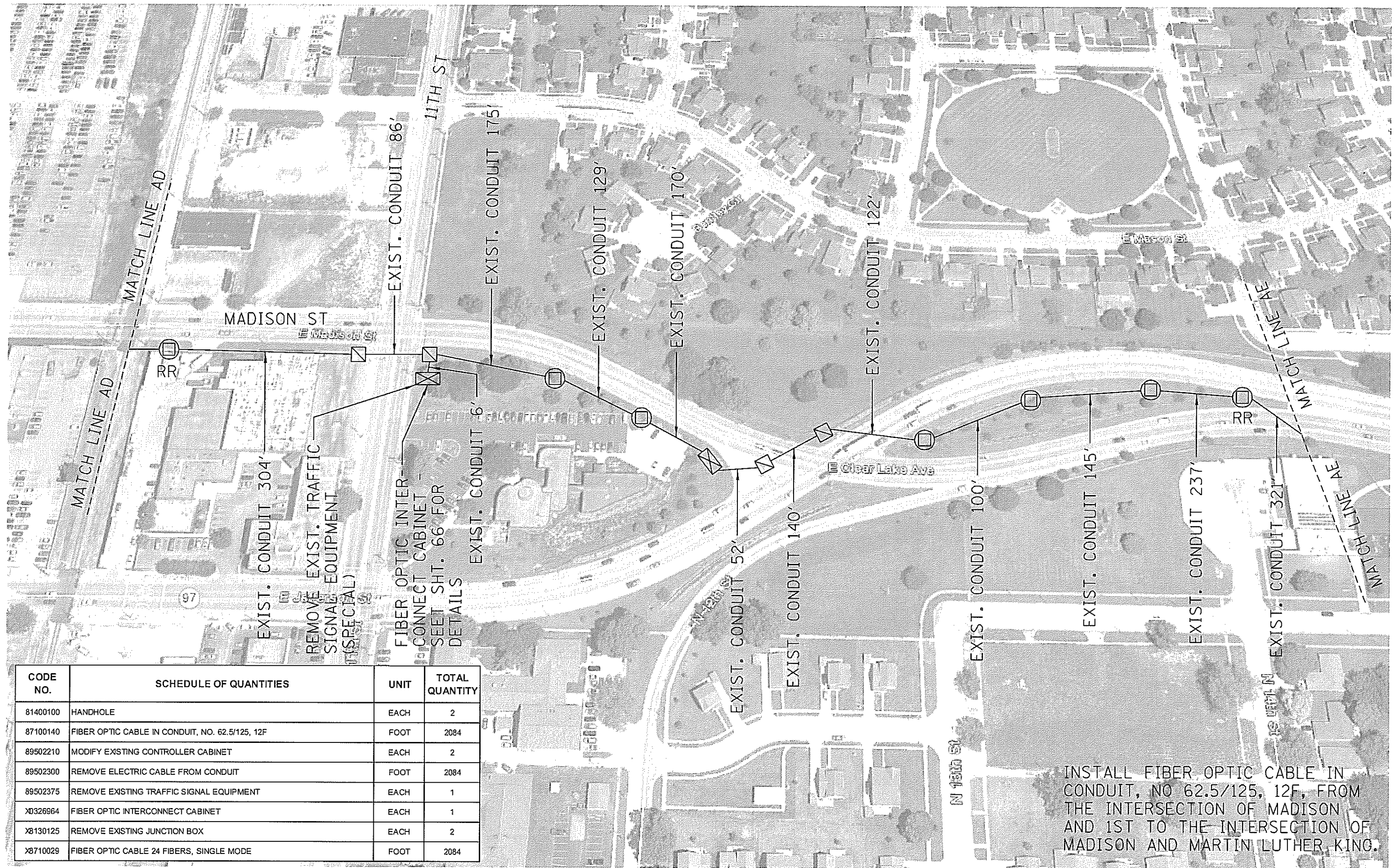
| CODE NO. | SCHEDULE OF QUANTITIES | UNIT | TOTAL QUANTITY |
|----------|---|------|----------------|
| 81400100 | HANDHOLE | EACH | 3 |
| 87100140 | FIBER OPTIC CABLE IN CONDUIT, NO. 62.5/125, 12F | FOOT | 2175 |
| 89502210 | MODIFY EXISTING CONTROLLER CABINET | EACH | 2 |
| 89502300 | REMOVE ELECTRIC CABLE FROM CONDUIT | FOOT | 2175 |
| X8130125 | REMOVE EXISTING JUNCTION BOX | EACH | 3 |
| X8710029 | FIBER OPTIC CABLE 24 FIBERS, SINGLE MODE | FOOT | 2175 |

INSTALL FIBER OPTIC CABLE IN CONDUIT, NO 62.5/125, 12F, FROM THE INTERSECTION OF MADISON AND 1ST TO THE INTERSECTION OF MADISON AND MARTIN LUTHER KING.



| CODE NO. | SCHEDULE OF QUANTITIES | UNIT | TOTAL QUANTITY |
|----------|---|------|----------------|
| 81400100 | HANDHOLE | EACH | 1 |
| 87100140 | FIBER OPTIC CABLE IN CONDUIT, NO. 62.5/125, 12F | FOOT | 2283 |
| 89502210 | MODIFY EXISTING CONTROLLER CABINET | EACH | 3 |
| 89502300 | REMOVE ELECTRIC CABLE FROM CONDUIT | FOOT | 2283 |
| X8130125 | REMOVE EXISTING JUNCTION BOX | EACH | 1 |
| X8710029 | FIBER OPTIC CABLE 24 FIBERS, SINGLE MODE | FOOT | 2283 |

INSTALL FIBER OPTIC CABLE IN CONDUIT, NO 62.5/125, 12F, FROM THE INTERSECTION OF MADISON AND 1ST TO THE INTERSECTION OF MADISON AND MARTIN LUTHER KING.



| CODE NO. | SCHEDULE OF QUANTITIES | UNIT | TOTAL QUANTITY |
|----------|---|------|----------------|
| 81400100 | HANDHOLE | EACH | 2 |
| 87100140 | FIBER OPTIC CABLE IN CONDUIT, NO. 62.5/125, 12F | FOOT | 2084 |
| 89502210 | MODIFY EXISTING CONTROLLER CABINET | EACH | 2 |
| 89502300 | REMOVE ELECTRIC CABLE FROM CONDUIT | FOOT | 2084 |
| 89502375 | REMOVE EXISTING TRAFFIC SIGNAL EQUIPMENT | EACH | 1 |
| X0326964 | FIBER OPTIC INTERCONNECT CABINET | EACH | 1 |
| X8130125 | REMOVE EXISTING JUNCTION BOX | EACH | 2 |
| X8710029 | FIBER OPTIC CABLE 24 FIBERS, SINGLE MODE | FOOT | 2084 |

REMOVE EXIST. TRAFFIC SIGNAL EQUIPMENT (SPECIAL)

FIBER OPTIC INTERCONNECT CABINET - SEE SHT. 66 FOR DETAILS

INSTALL FIBER OPTIC CABLE IN CONDUIT, NO 62.5/125, 12F, FROM THE INTERSECTION OF MADISON AND 1ST TO THE INTERSECTION OF MADISON AND MARTIN LUTHER KING.

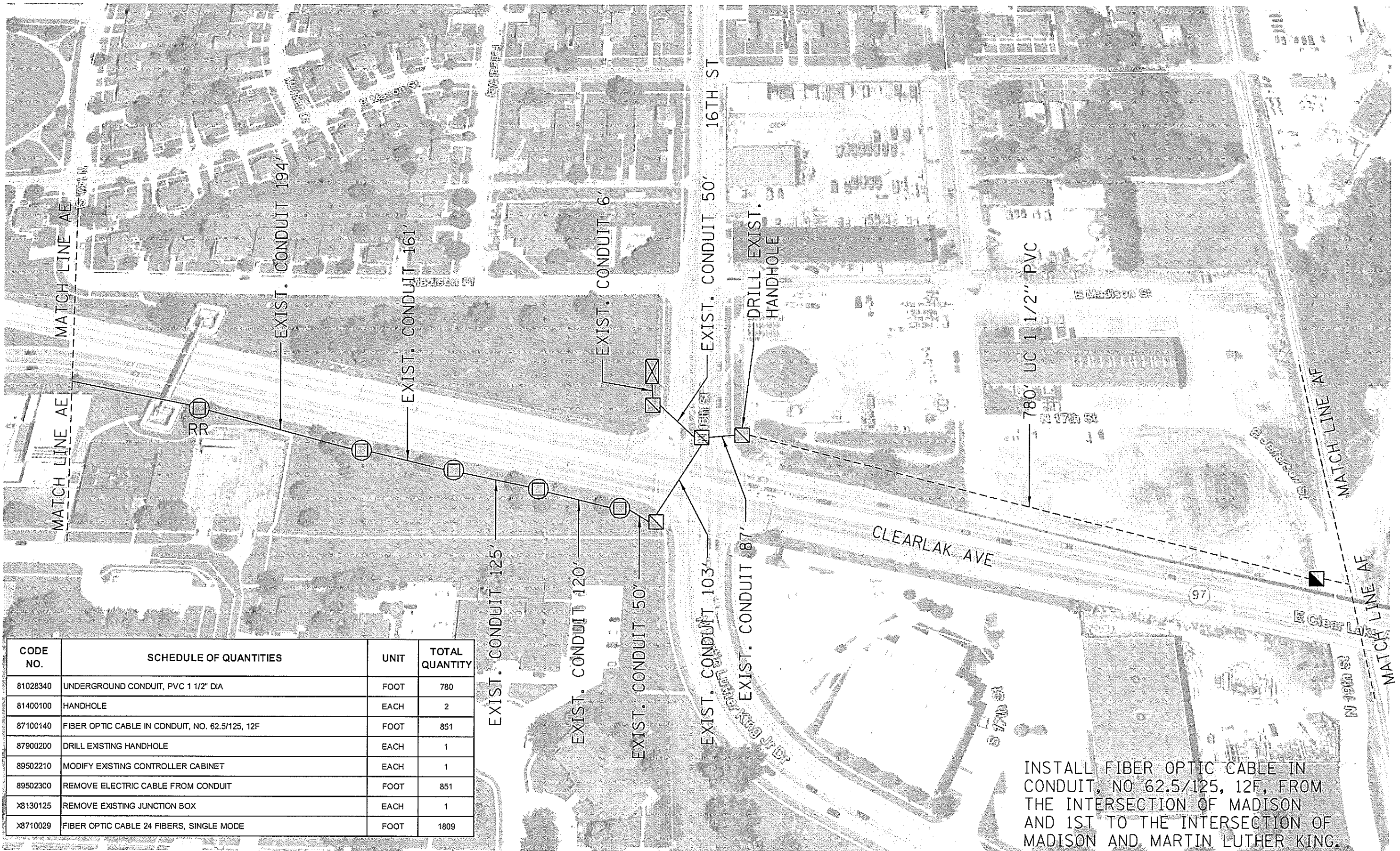
| | | | |
|--|---------------------|------------|-----------|
| FILE NAME = | USER NAME = sharptd | DESIGNED - | REVISED - |
| S:\CONTRACT\MAIN\CAD\72K62- ITS D6-1 - Various Co\PLANS\TEST.dgn | | DRAWN - | REVISED - |
| PLOT SCALE = 1,0000' / 1" | | CHECKED - | REVISED - |
| PLOT DATE = 3/30/2018 | | DATE - | REVISED - |

STATE OF ILLINOIS
DEPARTMENT OF TRANSPORTATION

FIBER PLAN - SPRINGFIELD

| | | | | |
|--------------------|----------|----------|---------------------------|-----------|
| F.A.I. RTE. | SECTION | COUNTY | TOTAL SHEETS | SHEET NO. |
| VAR | ITS D6-1 | SANG/MOR | 66 | 44 |
| CONTRACT NO. 72K62 | | | ILLINOIS FED. AID PROJECT | |

SHEET ___ OF ___ SHEETS STA. ___ TO STA. ___



| CODE NO. | SCHEDULE OF QUANTITIES | UNIT | TOTAL QUANTITY |
|----------|---|------|----------------|
| 81028340 | UNDERGROUND CONDUIT, PVC 1 1/2" DIA | FOOT | 780 |
| 81400100 | HANDHOLE | EACH | 2 |
| 87100140 | FIBER OPTIC CABLE IN CONDUIT, NO. 62.5/125, 12F | FOOT | 851 |
| 87900200 | DRILL EXISTING HANDHOLE | EACH | 1 |
| 89502210 | MODIFY EXISTING CONTROLLER CABINET | EACH | 1 |
| 89502300 | REMOVE ELECTRIC CABLE FROM CONDUIT | FOOT | 851 |
| X8130125 | REMOVE EXISTING JUNCTION BOX | EACH | 1 |
| X8710029 | FIBER OPTIC CABLE 24 FIBERS, SINGLE MODE | FOOT | 1809 |

INSTALL FIBER OPTIC CABLE IN CONDUIT, NO 62.5/125, 12F, FROM THE INTERSECTION OF MADISON AND 1ST TO THE INTERSECTION OF MADISON AND MARTIN LUTHER KING.

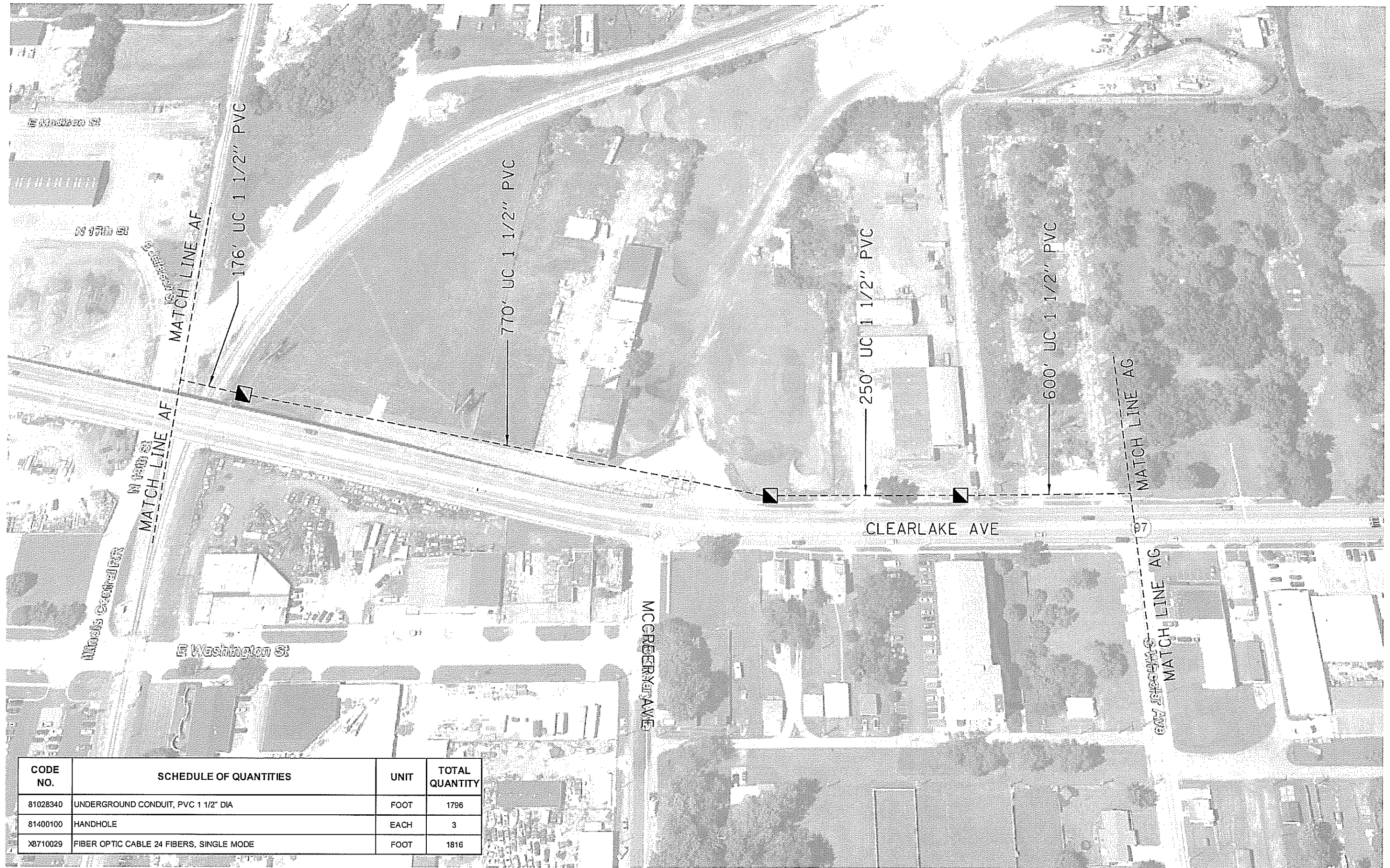
| | | | |
|---|---------------------------|------------------|-----------------|
| FILE NAME = S:\CONTRMAIN7.CAD\72K62- ITS D6-1 - Var | USER NAME = sharpst | DESIGNED - _____ | REVISED - _____ |
| | bus Co\PLANS\TEST.dgn | DRAWN - _____ | REVISED - _____ |
| | PLOT SCALE = 1.0000' / 1" | CHECKED - _____ | REVISED - _____ |
| Default | PLOT DATE = 3/30/2018 | DATE - _____ | REVISED - _____ |

**STATE OF ILLINOIS
DEPARTMENT OF TRANSPORTATION**

FIBER PLAN - SPRINGFIELD

SHEET ____ OF ____ SHEETS | STA. _____ TO STA. _____

| | | | | |
|--------------------|----------|----------|-----------------------------|-----------|
| F.A.I. RTE. | SECTION | COUNTY | TOTAL SHEETS | SHEET NO. |
| VAR | ITS D6-1 | SANG/MOR | 66 | 45 |
| CONTRACT NO. 72K62 | | | [ILLINOIS] FED. AID PROJECT | |



| CODE NO. | SCHEDULE OF QUANTITIES | UNIT | TOTAL QUANTITY |
|----------|--|------|----------------|
| 81028340 | UNDERGROUND CONDUIT, PVC 1 1/2" DIA | FOOT | 1796 |
| 81400100 | HANDHOLE | EACH | 3 |
| X8710029 | FIBER OPTIC CABLE 24 FIBERS, SINGLE MODE | FOOT | 1816 |

| | | | |
|--------------------------------------|--|------------|-----------|
| FILE NAME = | USER NAME = sharpst | DESIGNED - | REVISED - |
| S:\CONTRACTS\CAD\72K62- ITS 06-1 - V | ous Co\PLANS\72K62-shr-8-50-fiber-plan.dgn | DRAWN - | REVISED - |
| Default | PLOT SCALE = 1:8000 | CHECKED - | REVISED - |
| | PLOT DATE = 4/5/2018 | DATE - | REVISED - |

**STATE OF ILLINOIS
DEPARTMENT OF TRANSPORTATION**

FIBER PLAN - SPRINGFIELD

SHEET ___ OF ___ SHEETS | STA. _____ TO STA. _____

| | | | | |
|---------------------------|----------|----------|--------------------|-----------|
| F.A.I. RTE. | SECTION | COUNTY | TOTAL SHEETS | SHEET NO. |
| VAR | ITS 06-1 | SANG/MOR | 66 | 46 |
| | | | CONTRACT NO. 72K62 | |
| ILLINOIS FED. AID PROJECT | | | | |



| CODE NO. | SCHEDULE OF QUANTITIES | UNIT | TOTAL QUANTITY |
|----------|--|------|----------------|
| 81028340 | UNDERGROUND CONDUIT, PVC 1 1/2" DIA | FOOT | 1570 |
| 81400100 | HANDHOLE | EACH | 3 |
| X8710029 | FIBER OPTIC CABLE 24 FIBERS, SINGLE MODE | FOOT | 1590 |

| | | | |
|--------------------------------------|---------------------------|------------------|-----------------|
| FILE NAME = | USER NAME = shorptd | DESIGNED - _____ | REVISED - _____ |
| S:\CONTRMINT_CAD\72K62- ITS D6-1 - V | us Co\PLANS\TEST.dgn | DRAWN - _____ | REVISED - _____ |
| Default | PLOT SCALE = 1.0000' / 1" | CHECKED - _____ | REVISED - _____ |
| | PLOT DATE = 3/30/2018 | DATE - _____ | REVISED - _____ |

**STATE OF ILLINOIS
DEPARTMENT OF TRANSPORTATION**

FIBER PLAN - SPRINGFIELD

SHEET ____ OF ____ SHEETS STA. _____ TO STA. _____

| | | | | |
|--------------------|----------|----------|---------------------------|-----------|
| F.A.I. RTE. | SECTION | COUNTY | TOTAL SHEETS | SHEET NO. |
| VAR | ITS D6-1 | SANG/MOR | 65 | 47 |
| CONTRACT NO. 72K62 | | | ILLINOIS FED. AID PROJECT | |



| CODE NO. | SCHEDULE OF QUANTITIES | UNIT | TOTAL QUANTITY |
|----------|--|------|----------------|
| 81028340 | UNDERGROUND CONDUIT, PVC 1 1/2" DIA | FOOT | 1501 |
| 81400100 | HANDHOLE | EACH | 3 |
| X8710029 | FIBER OPTIC CABLE 24 FIBERS, SINGLE MODE | FOOT | 1521 |

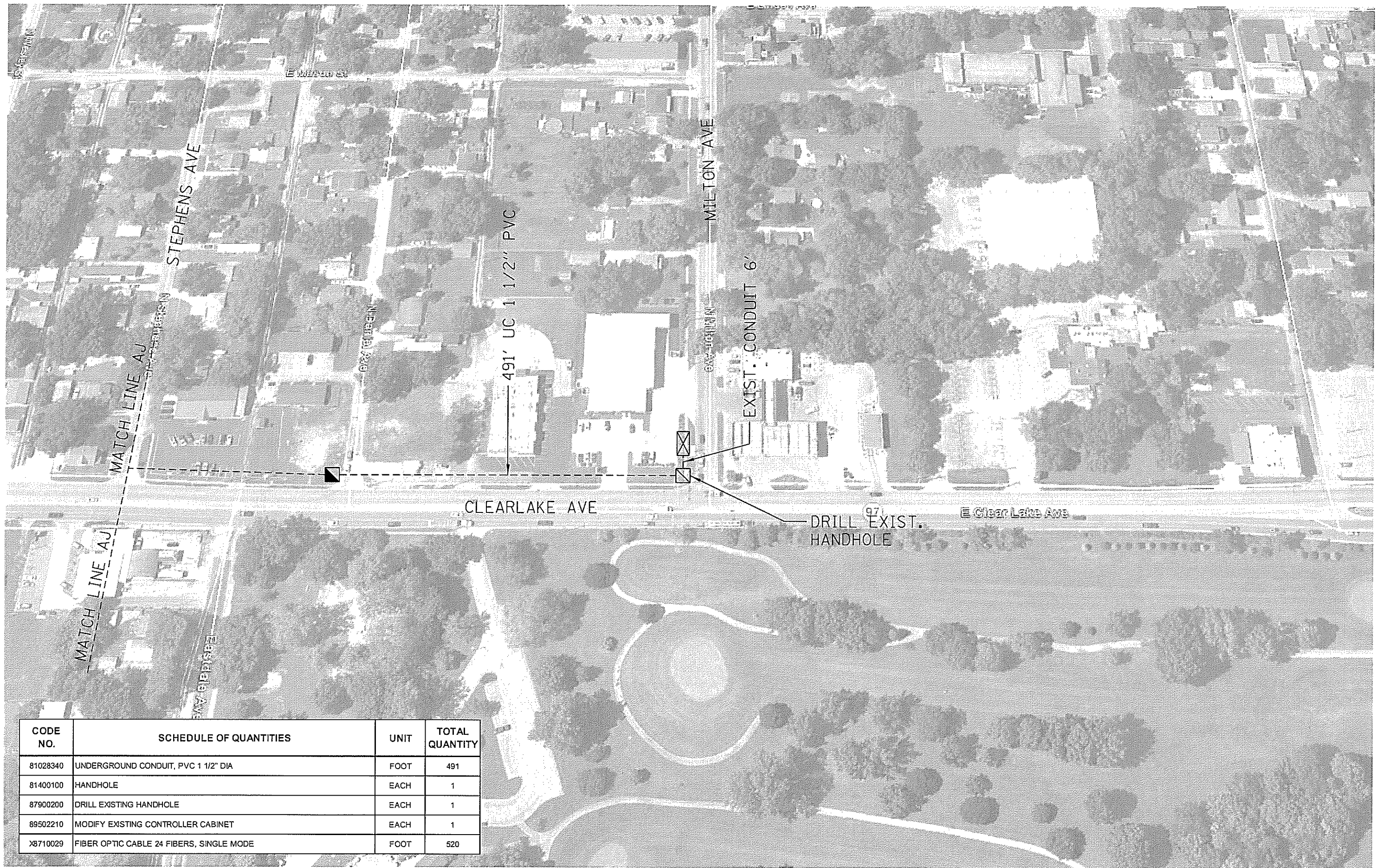
**STATE OF ILLINOIS
DEPARTMENT OF TRANSPORTATION**

FIBER PLAN - SPRINGFIELD

| | | | |
|---|-------------------------|------------------|-----------------|
| FILE NAME = | USER NAME = sharptd | DESIGNED - _____ | REVISED - _____ |
| S:\CONTRACTS\CAD\72K62- ITS 06-1 - V... | ous Co\PLANS\TEST.dgn | DRAWN - _____ | REVISED - _____ |
| Default | PLOT SCALE = 1.0000 "/> | CHECKED - _____ | REVISED - _____ |
| | PLOT DATE = 3/30/2018 | DATE - _____ | REVISED - _____ |

SHEET ____ OF ____ SHEETS STA. _____ TO STA. _____

| | | | | |
|--------------------|----------|----------|---------------------------|-----------|
| F.A.I. RTE. | SECTION | COUNTY | TOTAL SHEETS | SHEET NO. |
| VAR | ITS 06-1 | SANG/MOR | 66 | 48 |
| CONTRACT NO. 72K62 | | | ILLINOIS FED. AID PROJECT | |



| CODE NO. | SCHEDULE OF QUANTITIES | UNIT | TOTAL QUANTITY |
|----------|--|------|----------------|
| 81028340 | UNDERGROUND CONDUIT, PVC 1 1/2" DIA | FOOT | 491 |
| 81400100 | HANDHOLE | EACH | 1 |
| 87900200 | DRILL EXISTING HANDHOLE | EACH | 1 |
| 89502210 | MODIFY EXISTING CONTROLLER CABINET | EACH | 1 |
| X8710029 | FIBER OPTIC CABLE 24 FIBERS, SINGLE MODE | FOOT | 520 |

| | | | |
|---|---------------------|------------------|-----------------|
| FILE NAME = S:\CONTRACT\MNT.CAD\72K62- ITS D6-1 - V | USER NAME = sharptd | DESIGNED - _____ | REVISED - _____ |
| ous Co\PLANS\TEST.dgn | | DRAWN - _____ | REVISED - _____ |
| PLOT SCALE = 1:8000 1/4" = 1' | | CHECKED - _____ | REVISED - _____ |
| PLOT DATE = 3/30/2018 | | DATE - _____ | REVISED - _____ |

**STATE OF ILLINOIS
DEPARTMENT OF TRANSPORTATION**

FIBER PLAN - SPRINGFIELD

SHEET _____ OF _____ SHEETS STA. _____ TO STA. _____

| | | | | |
|--------------------|----------|----------|-----------------------------|-----------|
| F.A.I. RTE. | SECTION | COUNTY | TOTAL SHEETS | SHEET NO. |
| VAR | ITS D6-1 | SANG/MOR | 65 | 49 |
| CONTRACT NO. 72K62 | | | [ILLINOIS] FED. AID PROJECT | |



| CODE NO. | SCHEDULE OF QUANTITIES | UNIT | TOTAL QUANTITY |
|----------|--|------|----------------|
| 81400100 | HANDHOLE | EACH | 2 |
| 89502210 | MODIFY EXISTING CONTROLLER CABINET | EACH | 1 |
| 89502300 | REMOVE ELECTRIC CABLE FROM CONDUIT | FOOT | 1377 |
| X8130125 | REMOVE EXISTING JUNCTION BOX | EACH | 3 |
| X8710029 | FIBER OPTIC CABLE 24 FIBERS, SINGLE MODE | EACH | 1377 |

FILE NAME = S:\CONTRACTS\2018\72K62- ITS D6-1 - Var
 Default

USER NAME = sharptd
 USER: Co\PLANS\TEST.dgn
 PLOT SCALE = 1.0000' / in.
 PLOT DATE = 4/3/2018

DESIGNED - _____
 DRAWN - _____
 CHECKED - _____
 DATE - _____

REVISED - _____
 REVISED - _____
 REVISED - _____
 REVISED - _____

**STATE OF ILLINOIS
 DEPARTMENT OF TRANSPORTATION**

FIBER PLAN - JACKSONVILLE

SHEET ____ OF ____ SHEETS | STA. _____ TO STA. _____

| | | | | |
|--------------------|----------|----------|-----------------------------|-----------|
| F.A.I. RTE. | SECTION | COUNTY | TOTAL SHEETS | SHEET NO. |
| VAR | ITS D6-1 | SANG/MOR | 66 | 50 |
| CONTRACT NO. 72K62 | | | [ILLINOIS] FED. AID PROJECT | |



| CODE NO. | SCHEDULE OF QUANTITIES | UNIT | TOTAL QUANTITY |
|----------|--|------|----------------|
| 89502210 | MODIFY EXISTING CONTROLLER CABINET | EACH | 2 |
| 89502300 | REMOVE ELECTRIC CABLE FROM CONDUIT | FOOT | 1673 |
| X8130125 | REMOVE EXISTING JUNCTION BOX | EACH | 1 |
| X8710029 | FIBER OPTIC CABLE 24 FIBERS, SINGLE MODE | EACH | 1673 |

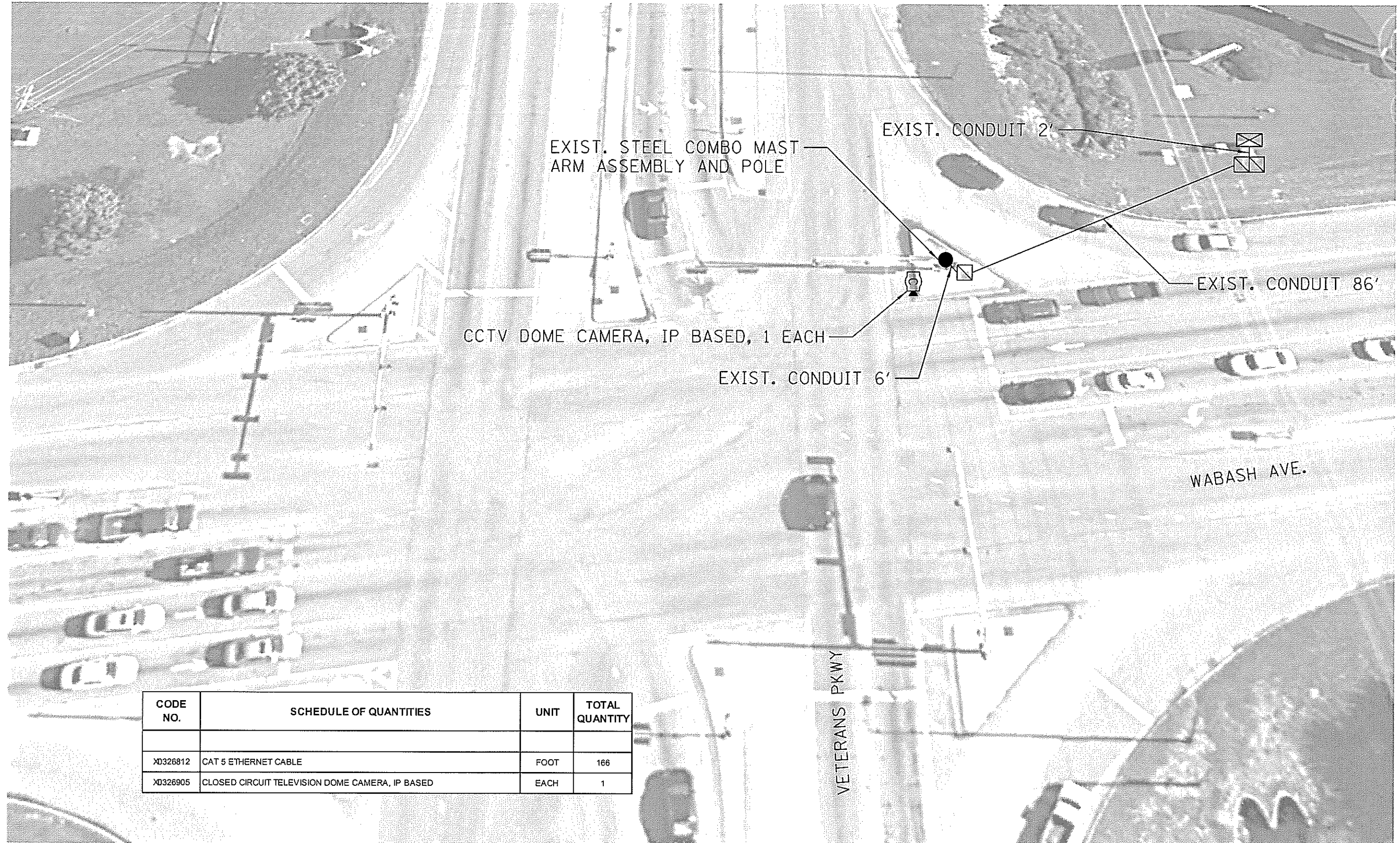
| | | | |
|--|---------------------|------------|-----------|
| FILE NAME * | USER NAME = shorptd | DESIGNED - | REVISED - |
| S:\CONTRMAINT\CAD\72K62- ITS 06-1 - Vandalia Co\PLANS\TEST.dgn | | DRAWN - | REVISED - |
| PLOT SCALE = 1.0000 "/> | | | |

**STATE OF ILLINOIS
DEPARTMENT OF TRANSPORTATION**

FIBER PLAN - JACKSONVILLE

SHEET ____ OF ____ SHEETS | STA. _____ TO STA. _____

| | | | | |
|--------------------|-----------------|-----------------|-----------------|---------------------------|
| F.A.I. RTE. VAR | SECTION VARIOUS | COUNTY SAND/MOR | TOTAL SHEETS 66 | SHEET NO. 51 |
| CONTRACT NO. 72K46 | | | | ILLINOIS FED. AID PROJECT |



| CODE NO. | SCHEDULE OF QUANTITIES | UNIT | TOTAL QUANTITY |
|----------|---|------|----------------|
| X0326812 | CAT 5 ETHERNET CABLE | FOOT | 166 |
| X0326905 | CLOSED CIRCUIT TELEVISION DOME CAMERA, IP BASED | EACH | 1 |

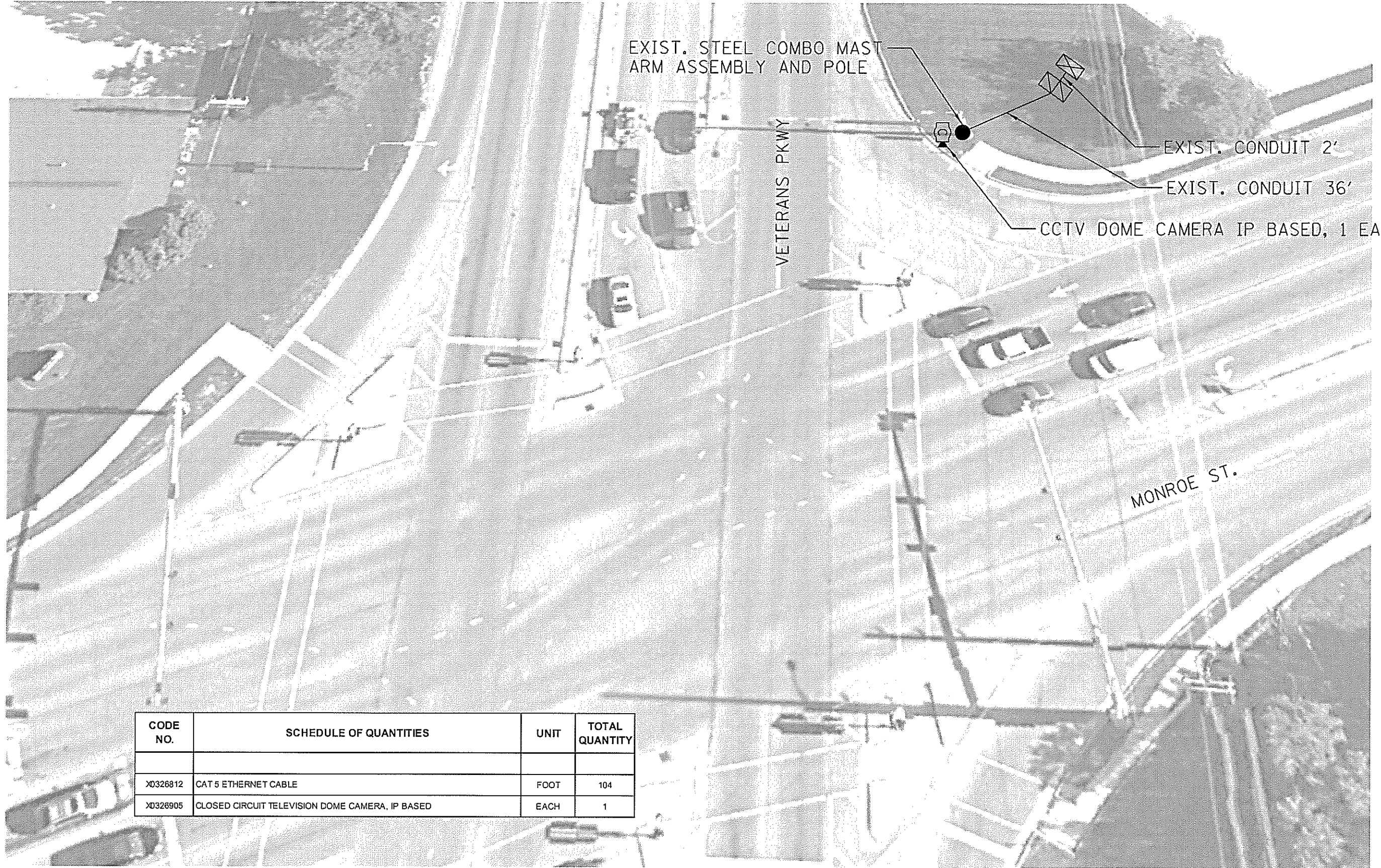
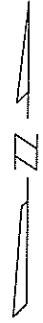
**STATE OF ILLINOIS
DEPARTMENT OF TRANSPORTATION**

CAMERA PLAN

| | | | |
|--|---|------------------|-----------------|
| FILE NAME = | USER NAME = sharptd | DESIGNED - _____ | REVISED - _____ |
| S:\CONTRACTMAINT\CAD\72K62- ITS D6-1 - V | ous Co\PLANS\72K62\sharptd\51-05-camera-plans.d | DRAWN - _____ | REVISED - _____ |
| PLOT SCALE = 1:8000 / in. | CHECKED - _____ | REVISED - _____ | REVISED - _____ |
| Default | PLOT DATE = 3/30/2018 | DATE - _____ | REVISED - _____ |

| | | |
|--------------|-----------------------------|--------------------------|
| SCALE: _____ | SHEET _____ OF _____ SHEETS | STA. _____ TO STA. _____ |
|--------------|-----------------------------|--------------------------|

| | | | | |
|---------------------------|----------|----------|--------------|-----------|
| F.A.I. RTE. | SECTION | COUNTY | TOTAL SHEETS | SHEET NO. |
| VAR | ITS D6-1 | SANG/MOR | 66 | 52 |
| ILLINOIS FED. AID PROJECT | | | | |
| CONTRACT NO. 72K62 | | | | |



| CODE NO. | SCHEDULE OF QUANTITIES | UNIT | TOTAL QUANTITY |
|----------|---|------|----------------|
| X0326812 | CAT 5 ETHERNET CABLE | FOOT | 104 |
| X0326905 | CLOSED CIRCUIT TELEVISION DOME CAMERA, IP BASED | EACH | 1 |

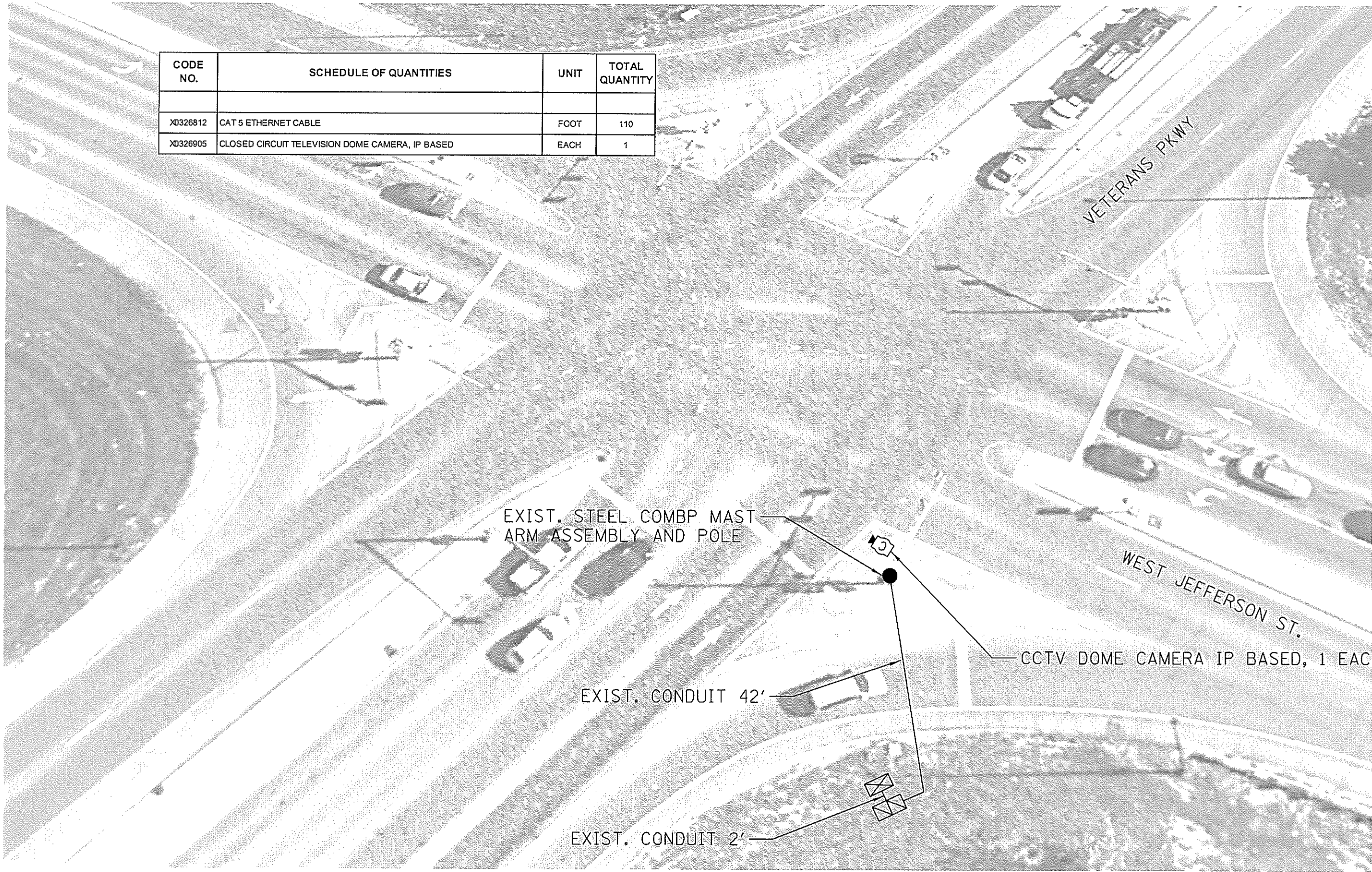
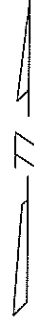
**STATE OF ILLINOIS
DEPARTMENT OF TRANSPORTATION**

CAMERA PLAN

| | | | |
|--------------------------------------|---|------------|-----------|
| FILE NAME = | USER NAME = sharpsd | DESIGNED - | REVISED - |
| S:\CDNTRMNT\CAD\72K62- ITS D6-1 - Vo | ous Co\PLANS\72K62-shr-51-65-camera-plans.d | DRAWN - | REVISED - |
| PLOT SCALE = 1:8000 ' / in. | | CHECKED - | REVISED - |
| Default | PLOT DATE = 3/30/2018 | DATE - | REVISED - |

| | | |
|--------------|-----------------------------|--------------------------|
| SCALE: _____ | SHEET _____ OF _____ SHEETS | STA. _____ TO STA. _____ |
|--------------|-----------------------------|--------------------------|

| | | | | |
|--------------------|----------|----------|-----------------------------|-----------|
| F.A.I. RTE. | SECTION | COUNTY | TOTAL SHEETS | SHEET NO. |
| VAR | IRS D6-1 | SANG/MOR | 66 | 53 |
| CONTRACT NO. 72K62 | | | [ILLINOIS] FED. AID PROJECT | |



| CODE NO. | SCHEDULE OF QUANTITIES | UNIT | TOTAL QUANTITY |
|----------|---|------|----------------|
| XD326812 | CAT 5 ETHERNET CABLE | FOOT | 110 |
| XD326905 | CLOSED CIRCUIT TELEVISION DOME CAMERA, IP BASED | EACH | 1 |

EXIST. STEEL COMBP MAST
ARM ASSEMBLY AND POLE

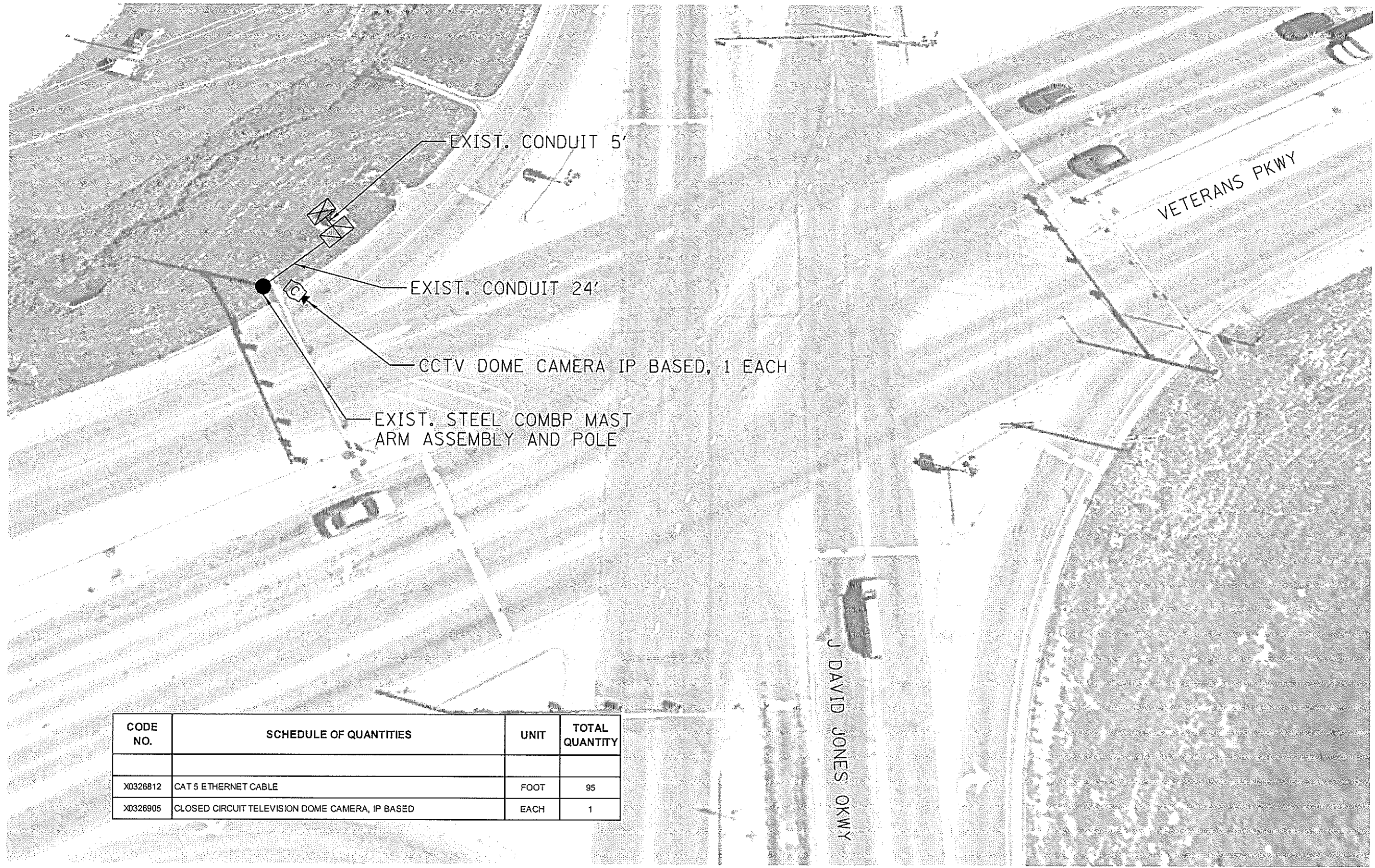
VETERANS PKWY

WEST JEFFERSON ST.

CCTV DOME CAMERA IP BASED, 1 EACH

EXIST. CONDUIT 42'

EXIST. CONDUIT 2'



| CODE NO. | SCHEDULE OF QUANTITIES | UNIT | TOTAL QUANTITY |
|----------|---|------|----------------|
| X0326812 | CAT 5 ETHERNET CABLE | FOOT | 95 |
| X0326905 | CLOSED CIRCUIT TELEVISION DOME CAMERA, IP BASED | EACH | 1 |

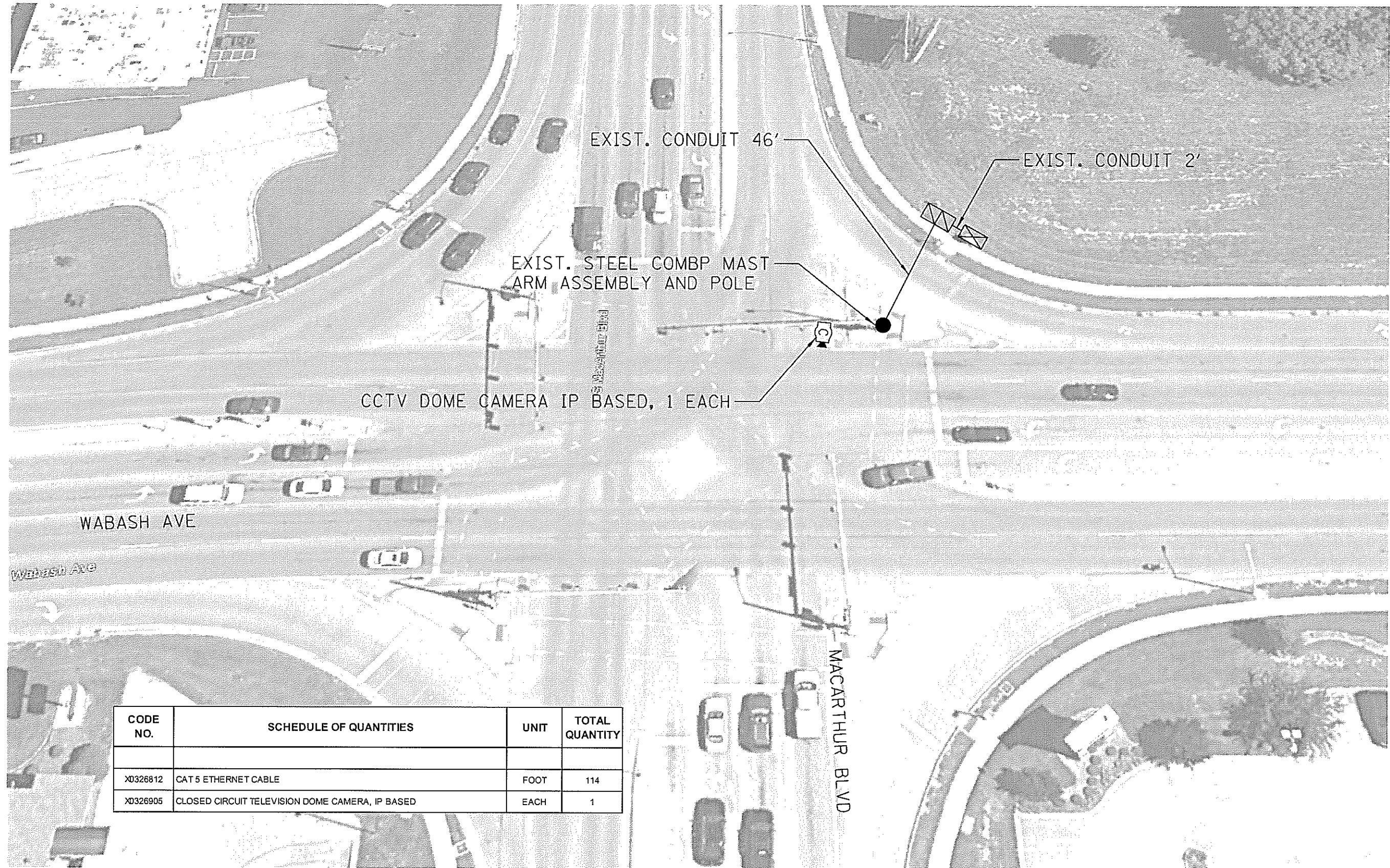
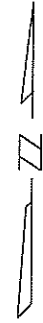
| | | | |
|--|---|------------------|-----------------|
| FILE NAME = | USER NAME = aherptd | DESIGNED - _____ | REVISED - _____ |
| S:\CONTRMAINT_CADA\72K62- ITS 05-1 - Var | ous Co\PLANS\72K62-shc-51-55-camera-plans.d | DRAWN - _____ | REVISED - _____ |
| Default | PLT SCALE = 1.0000 ' / in. | CHECKED - _____ | REVISED - _____ |
| | PLT DATE = 3/30/2018 | DATE - _____ | REVISED - _____ |

**STATE OF ILLINOIS
DEPARTMENT OF TRANSPORTATION**

CAMERA PLAN

SCALE: _____ SHEET ____ OF ____ SHEETS STA. _____ TO STA. _____

| | | | | |
|--------------------|----------|----------|---------------------------|-----------|
| F.A.I. RTE. | SECTION | COUNTY | TOTAL SHEETS | SHEET NO. |
| VAR | ITS 06-1 | SANG/MOR | 66 | 55 |
| CONTRACT NO. 72K62 | | | ILLINOIS FED. AID PROJECT | |



| CODE NO. | SCHEDULE OF QUANTITIES | UNIT | TOTAL QUANTITY |
|----------|---|------|----------------|
| X0326812 | CAT 5 ETHERNET CABLE | FOOT | 114 |
| X0326905 | CLOSED CIRCUIT TELEVISION DOME CAMERA, IP BASED | EACH | 1 |

FILE NAME = S:\CONTRACT\MNT_CAD\72K62 - ITS 06-1 - Var

USER NAME = sharpst
 Co\PLANS\72K62-shr-51-65-camera-plans.d

DESIGNED - _____
 DRAWN - _____
 CHECKED - _____
 DATE - _____

REVISED - _____
 REVISED - _____
 REVISED - _____
 REVISED - _____

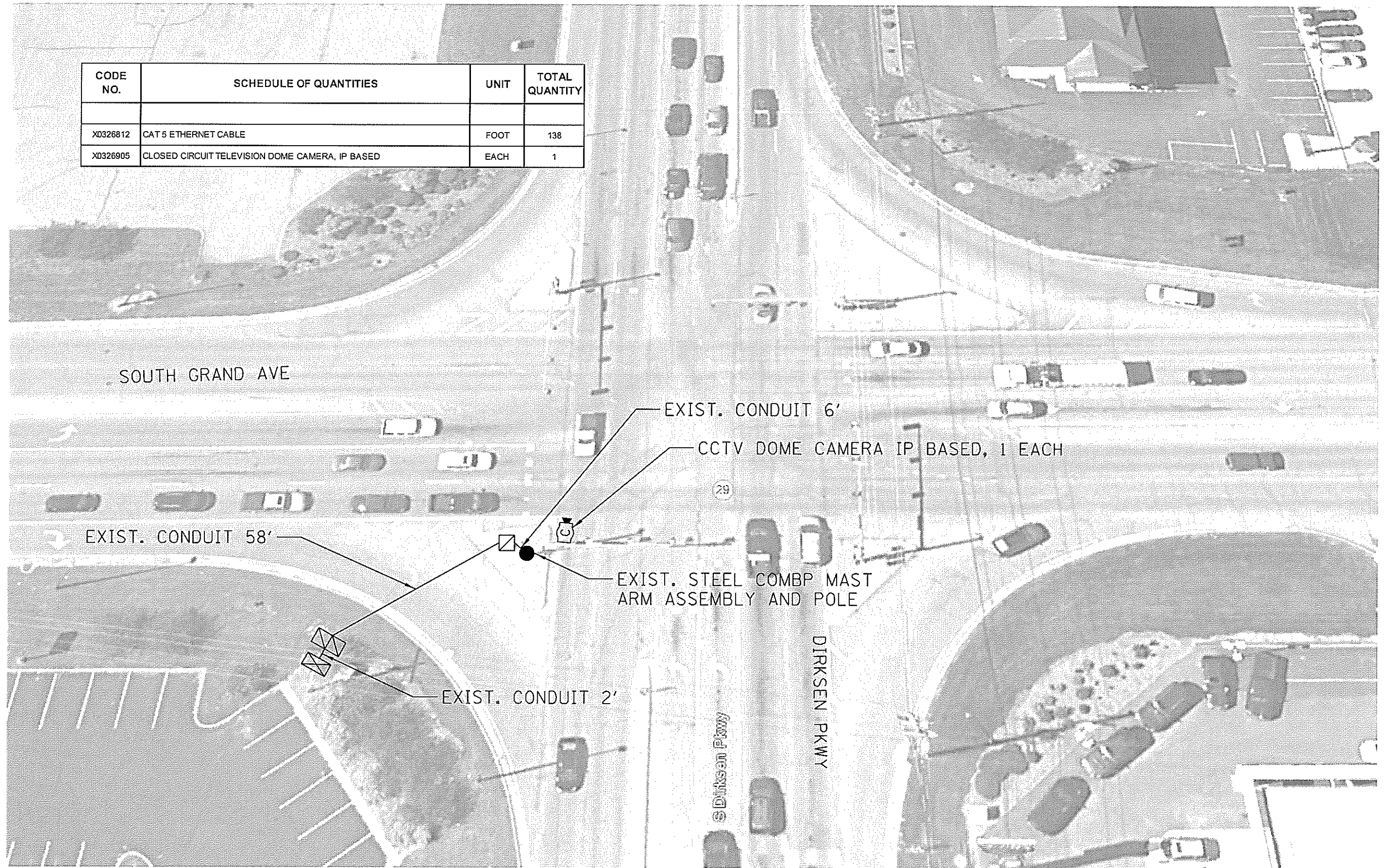
**STATE OF ILLINOIS
 DEPARTMENT OF TRANSPORTATION**

CAMERA PLAN

SCALE: _____ SHEET _____ OF _____ SHEETS STA. _____ TO STA. _____

| F.A.I. RTE. | SECTION | COUNTY | TOTAL SHEETS | SHEET NO. |
|--------------------|----------|----------|-----------------------------|-----------|
| VAR | ITS 06-1 | SANG/MOR | 66 | 56 |
| CONTRACT NO. 72K62 | | | [ILLINOIS] FED. AID PROJECT | |

| CODE NO. | SCHEDULE OF QUANTITIES | UNIT | TOTAL QUANTITY |
|----------|---|------|----------------|
| X0326812 | CAT 5 ETHERNET CABLE | FOOT | 138 |
| X0326905 | CLOSED CIRCUIT TELEVISION DOME CAMERA, IP BASED | EACH | 1 |



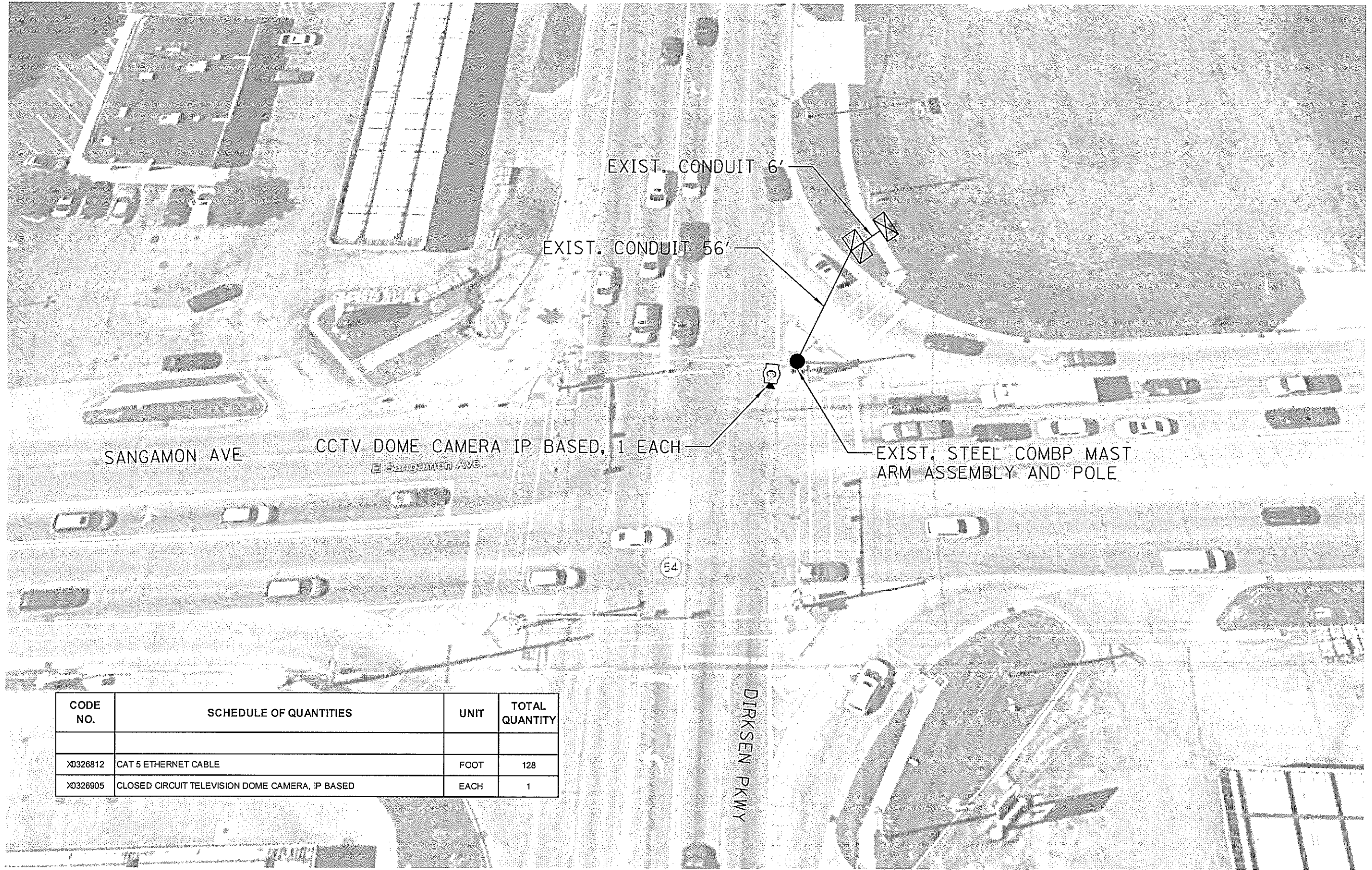
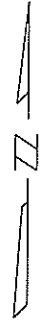
| | | | |
|---|---|------------|-----------|
| FILE NAME = | USER NAME = sharptd | DESIGNED - | REVISED - |
| S:\CONTRACT\MNT_CAD\72K62- ITS D6-1 - Var | ous Co\PLANS\72K62-shc-51-55-camera-plans.dwg | DRAWN - | REVISED - |
| | PLOT SCALE = 1:8000 ' / 1" = | CHECKED - | REVISED - |
| Default | PLOT DATE = 3/30/2018 | DATE - | REVISED - |

**STATE OF ILLINOIS
DEPARTMENT OF TRANSPORTATION**

CAMERA PLAN

SCALE: _____ SHEET _____ OF _____ SHEETS STA. _____ TO STA. _____

| | | | | |
|--------------------|----------|----------|-----------------------------|-----------|
| F.A.I. RTE. | SECTION | COUNTY | TOTAL SHEETS | SHEET NO. |
| VAR | ITS D6-1 | SANG/MOR | 66 | 57 |
| CONTRACT NO. 72K62 | | | [ILLINOIS] FED. AID PROJECT | |



| CODE NO. | SCHEDULE OF QUANTITIES | UNIT | TOTAL QUANTITY |
|----------|---|------|----------------|
| X0326812 | CAT 5 ETHERNET CABLE | FOOT | 128 |
| X0326905 | CLOSED CIRCUIT TELEVISION DOME CAMERA, IP BASED | EACH | 1 |

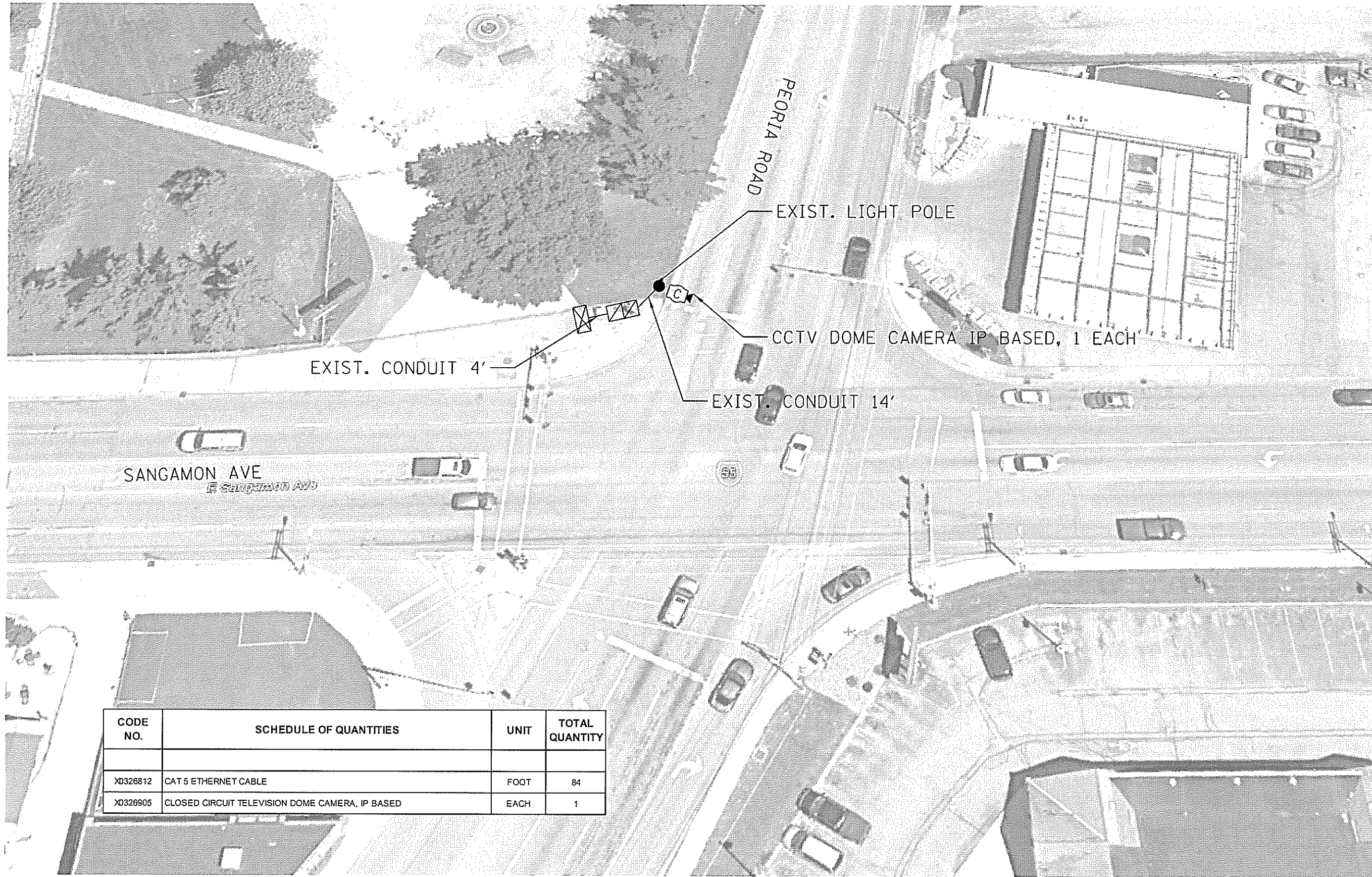
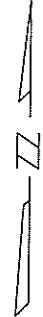
| | | | |
|--|---|------------|-----------|
| FILE NAME = | USER NAME = sharpst | DESIGNED - | REVISED - |
| S:\CONTRM\MAIN\CAD\72K62- ITS D6-1 - V | ous Co\PLANS\72K62-sht-51-65-camera-plans.d | DRAWN - | REVISED - |
| | PLOT SCALE = 1.0000' / in. | CHECKED - | REVISED - |
| Default | PLOT DATE = 3/30/2019 | DATE - | REVISED - |

**STATE OF ILLINOIS
DEPARTMENT OF TRANSPORTATION**

CAMERA PLAN

SCALE: _____ SHEET _____ OF _____ SHEETS STA. _____ TO STA. _____

| | | | | |
|--------------------|----------|----------|-----------------------------|-----------|
| F.A.I. RTE. | SECTION | COUNTY | TOTAL SHEETS | SHEET NO. |
| VAR | ITS D6-1 | SANG/MOR | 66 | 59 |
| CONTRACT NO. 72K62 | | | [ILLINOIS] FED. AID PROJECT | |



| CODE NO. | SCHEDULE OF QUANTITIES | UNIT | TOTAL QUANTITY |
|----------|---|------|----------------|
| X0326812 | CAT 5 ETHERNET CABLE | FOOT | 84 |
| X0326905 | CLOSED CIRCUIT TELEVISION DOME CAMERA, IP BASED | EACH | 1 |

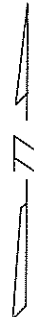
| | | | |
|--|---|------------------|-----------------|
| FILE NAME = | USER NAME = sharpst | DESIGNED - _____ | REVISED - _____ |
| S:\CDNTRMAINT_CAD\72K62- ITS D6-1 - V... | ous Co\PLANS\72K62-shr-51-65-camera-plans.d | DRAWN - _____ | REVISED - _____ |
| | PLOT SCALE = 1.0000 ' / in. | CHECKED - _____ | REVISED - _____ |
| Default | PLOT DATE = 3/30/2019 | DATE - _____ | REVISED - _____ |

**STATE OF ILLINOIS
DEPARTMENT OF TRANSPORTATION**

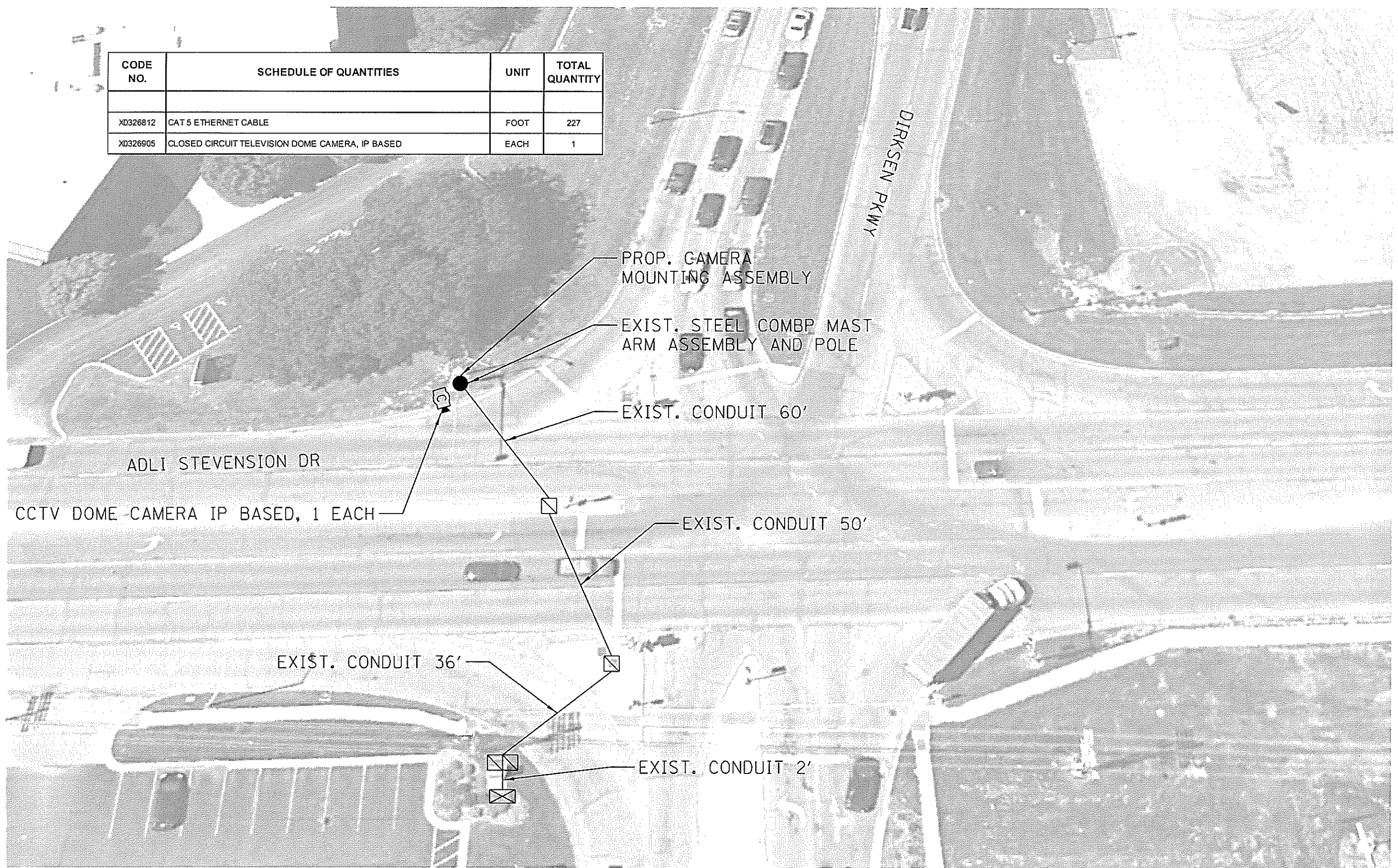
CAMERA PLAN

SCALE: _____ SHEET _____ OF _____ SHEETS STA. _____ TO STA. _____

| | | | | |
|--------------------|----------|----------|-----------------------------|-----------|
| F.A.I. RTE. | SECTION | COUNTY | TOTAL SHEETS | SHEET NO. |
| VAR | ITS D6-1 | SANG/MOR | 65 | 60 |
| CONTRACT NO. 72K62 | | | [ILLINOIS] FED. AID PROJECT | |



| CODE NO. | SCHEDULE OF QUANTITIES | UNIT | TOTAL QUANTITY |
|----------|---|------|----------------|
| X0326812 | CAT 5 ETHERNET CABLE | FOOT | 227 |
| X0326905 | CLOSED CIRCUIT TELEVISION DOME CAMERA, IP BASED | EACH | 1 |



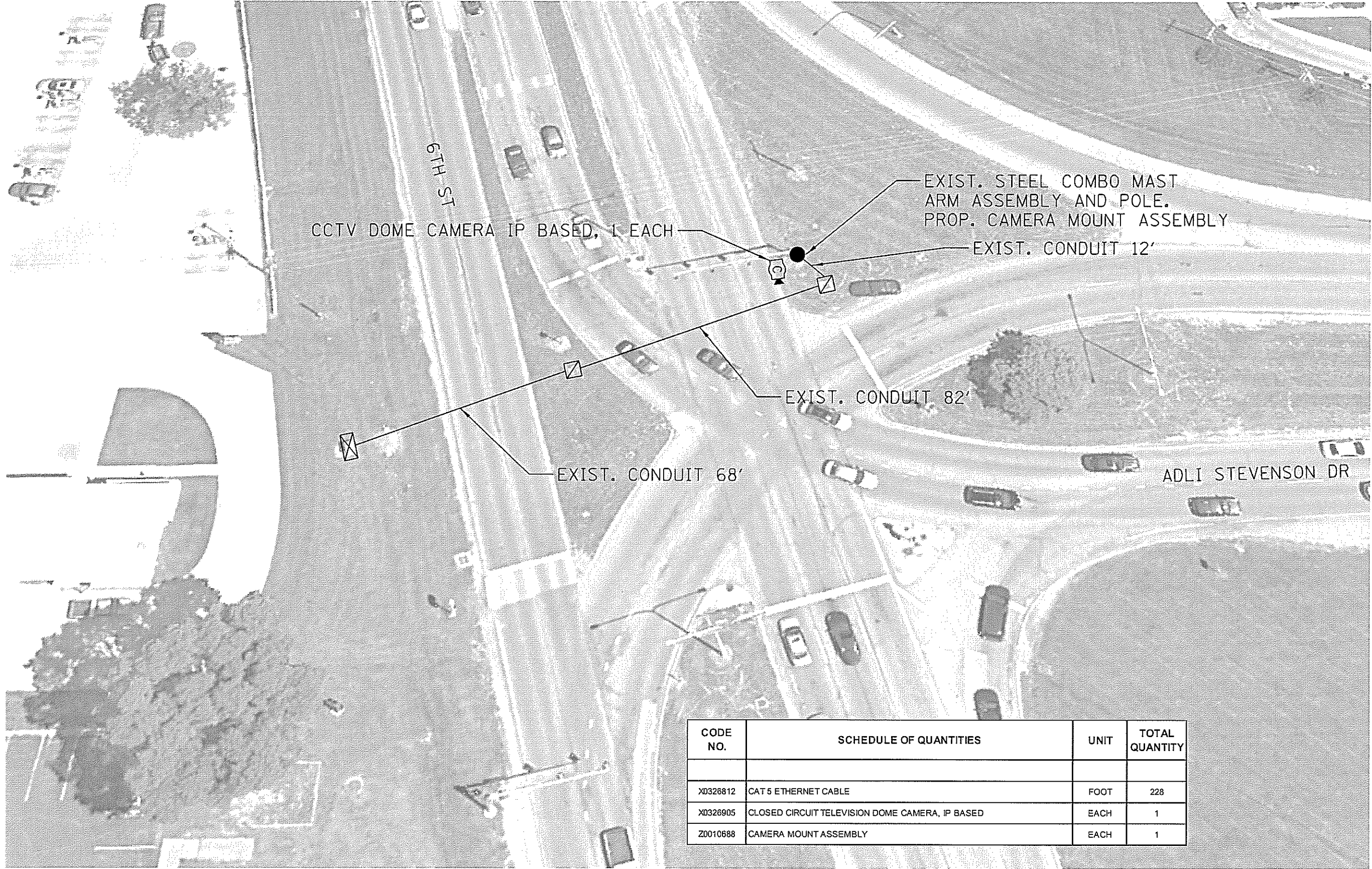
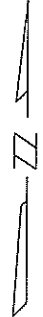
| | | | |
|--|---|------------------|-----------------|
| FILE NAME = | USER NAME = sharpjd | DESIGNED - _____ | REVISED - _____ |
| S:\CONTRACTS\CAD\72K62- ITS 06-1 - Var | ous Co\PLANS\72K62-shr-51-65-camera\plans.dwg | DRAWN - _____ | REVISED - _____ |
| Default | PLOT SCALE = 1:8000 ' / 1" = | CHECKED - _____ | REVISED - _____ |
| | PLOT DATE = 3/30/2018 | DATE - _____ | REVISED - _____ |

**STATE OF ILLINOIS
DEPARTMENT OF TRANSPORTATION**

CAMERA PLAN

SCALE: _____ SHEET _____ OF _____ SHEETS STA. _____ TO STA. _____

| | | | | |
|--------------------|----------|----------|-----------------------------|-----------|
| F.A.I. RTE. | SECTION | COUNTY | TOTAL SHEETS | SHEET NO. |
| VAR | ITS 06-1 | SANG/MOR | 66 | 61 |
| CONTRACT NO. 72K62 | | | [ILLINOIS] FED. AID PROJECT | |



| CODE NO. | SCHEDULE OF QUANTITIES | UNIT | TOTAL QUANTITY |
|----------|---|------|----------------|
| X0326812 | CAT 5 ETHERNET CABLE | FOOT | 228 |
| X0326905 | CLOSED CIRCUIT TELEVISION DOME CAMERA, IP BASED | EACH | 1 |
| Z0010688 | CAMERA MOUNT ASSEMBLY | EACH | 1 |


| | | | |
|---|---|------------|-----------|
| FILE NAME = | USER NAME = sharpd | DESIGNED - | REVISED - |
| S:\CONTRACTS\CAD\72K62- ITS D6-1 - V... | ous Co\PLANS\72K62-shr-51-65-camera-plans.d | DRAWN - | REVISED - |
| | PLOT SCALE = 1:8000 ' / in. | CHECKED - | REVISED - |
| Default | PLOT DATE = 3/30/2018 | DATE - | REVISED - |

**STATE OF ILLINOIS
DEPARTMENT OF TRANSPORTATION**


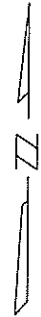
CAMERA PLAN

SCALE: _____ SHEET _____ OF _____ SHEETS STA. _____ TO STA. _____

| | | | | |
|---------------------------|----------|----------|--------------------|-----------|
| F.A.I. RTE. | SECTION | COUNTY | TOTAL SHEETS | SHEET NO. |
| VAR | ITS D6-1 | SANG/MOR | 66 | 62 |
| | | | CONTRACT NO. 72K62 | |
| ILLINOIS FED. AID PROJECT | | | | |



| CODE NO. | SCHEDULE OF QUANTITIES | UNIT | TOTAL QUANTITY |
|----------|---|------|----------------|
| X0326812 | CAT 5 ETHERNET CABLE | FOOT | 78 |
| X0326905 | CLOSED CIRCUIT TELEVISION DOME CAMERA, IP BASED | EACH | 1 |



| CODE NO. | SCHEDULE OF QUANTITIES | UNIT | TOTAL QUANTITY |
|----------|---|------|----------------|
| X0326812 | CAT 5 ETHERNET CABLE | FOOT | 78 |
| X0326905 | CLOSED CIRCUIT TELEVISION DOME CAMERA, IP BASED | EACH | 1 |

FILE NAME = S:\CONTRMINT_CAD\72K62- ITS D6-1 - Var
 User Co\PLANS\72K62-sht-51-85-camera-plans.dwg
 Default

USER NAME = sharptd
 DESIGNED - _____
 DRAWN - _____
 PLOT SCALE = 1.0132 ' / in
 CHECKED - _____
 DATE - _____

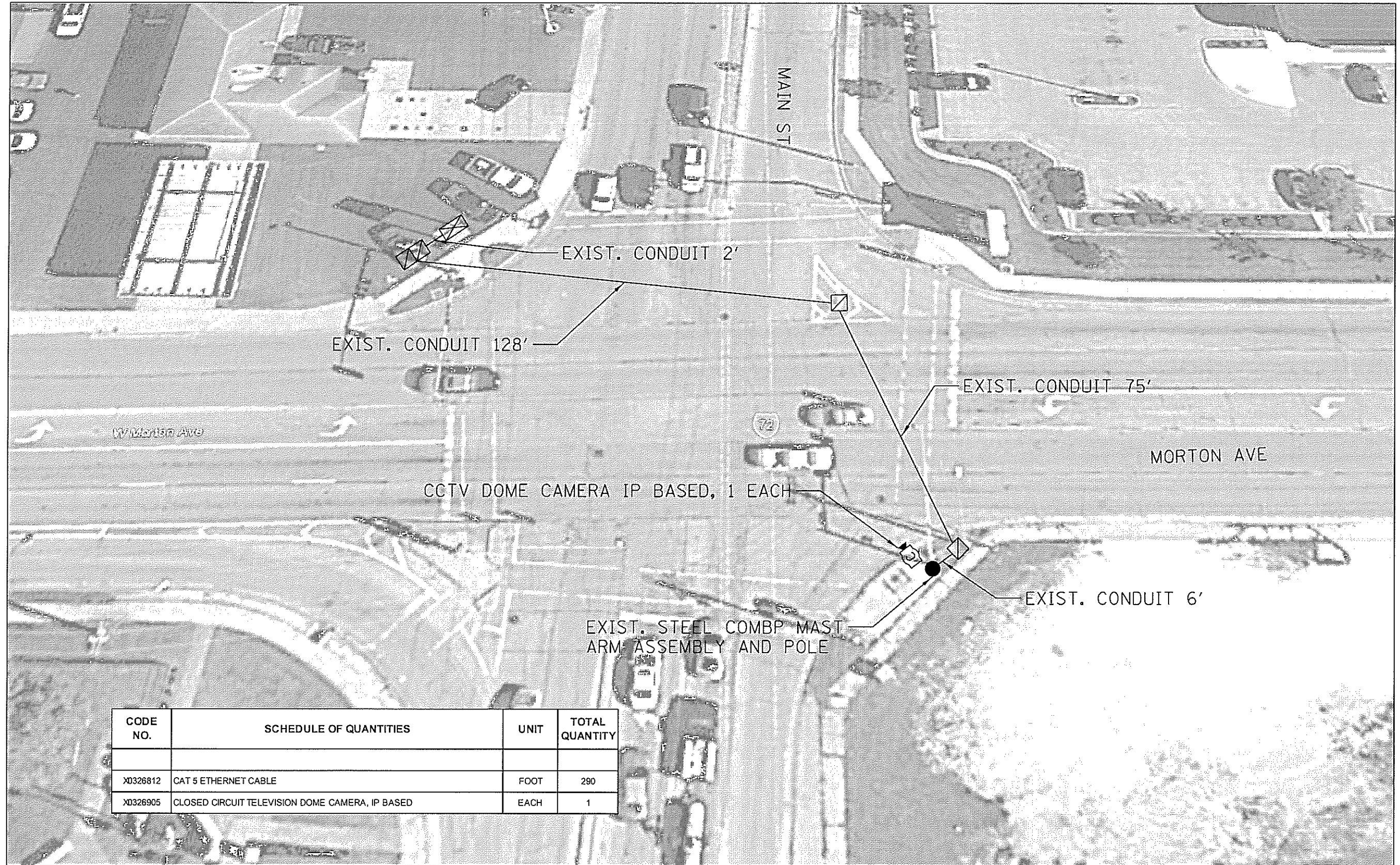
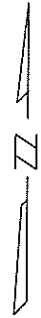
REVISOR - _____
 REVISION - _____
 REVISION - _____
 REVISION - _____

STATE OF ILLINOIS
 DEPARTMENT OF TRANSPORTATION

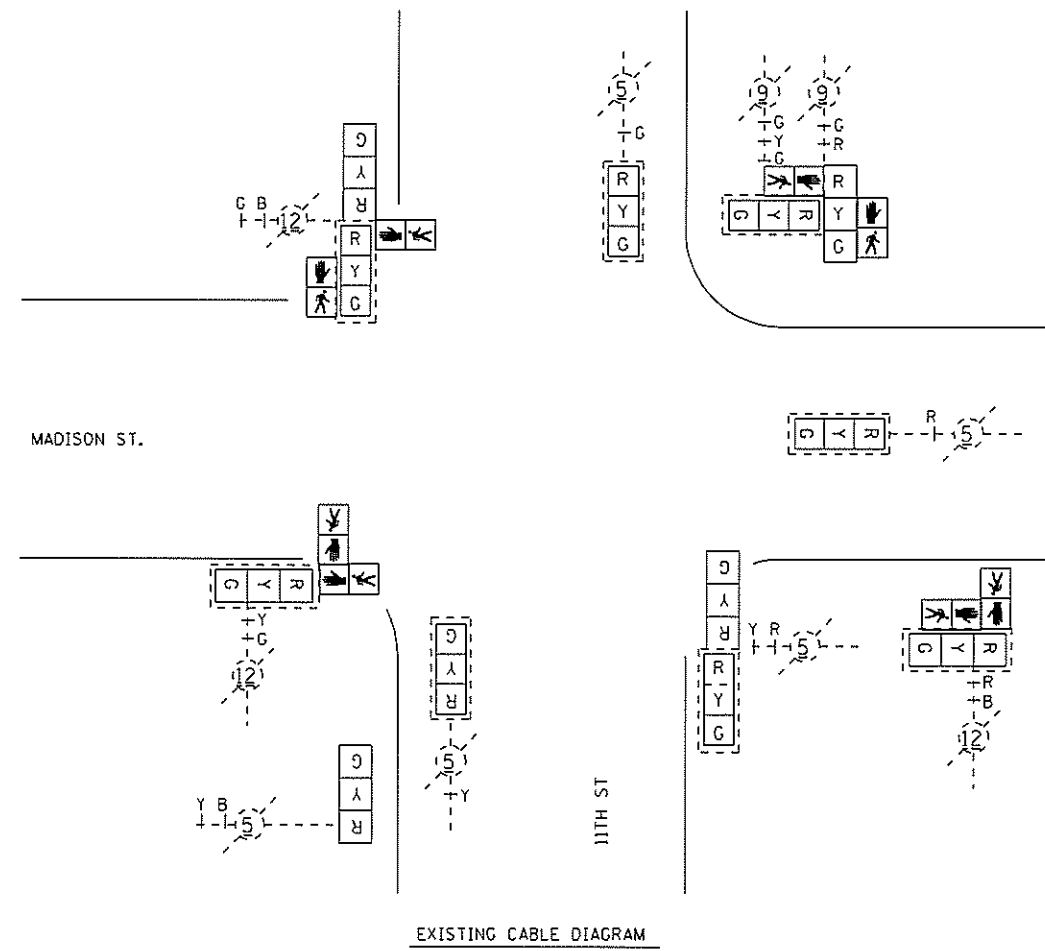
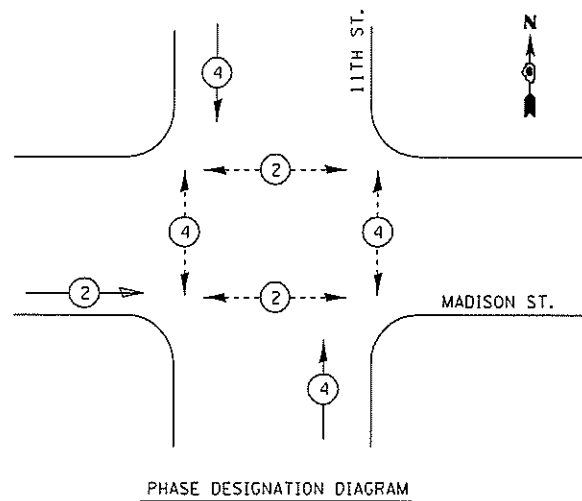
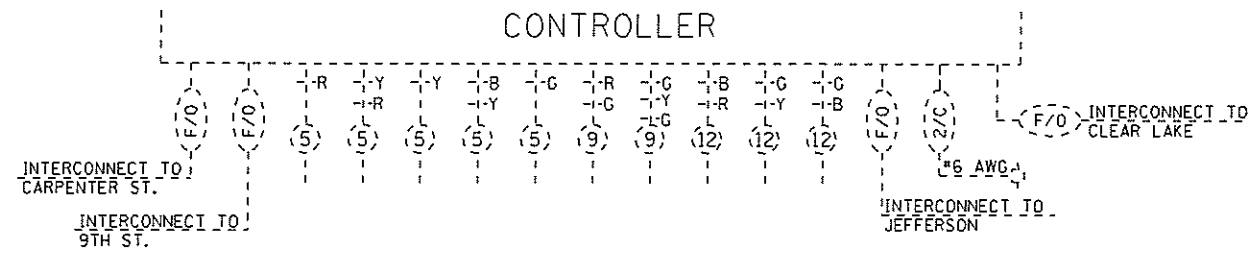
CAMERA PLAN

SCALE: _____ SHEET ____ OF ____ SHEETS STA. _____ TO STA. _____

| | | | | |
|---------------------------|----------|----------|--------------------|-----------|
| F.A.I. RTE. | SECTION | COUNTY | TOTAL SHEETS | SHEET NO. |
| VAR | ITS D6-1 | SANG/MOR | 66 | 64 |
| ILLINOIS FED. AID PROJECT | | | CONTRACT NO. 72K62 | |



| CODE NO. | SCHEDULE OF QUANTITIES | UNIT | TOTAL QUANTITY |
|----------|---|------|----------------|
| X0326812 | CAT 5 ETHERNET CABLE | FOOT | 290 |
| X0326905 | CLOSED CIRCUIT TELEVISION DOME CAMERA, IP BASED | EACH | 1 |



| | | | | | | | | | | | |
|---|---|------------------|-----------------|---|--|---------------------------|----------|----------|-----------------|--------------|--|
| FILE NAME = | USER NAME = sharptd | DESIGNED - _____ | REVISED - _____ | STATE OF ILLINOIS DEPARTMENT OF TRANSPORTATION | EXISTING TRAFFIC SIGNALS MADISON ST. & 11TH ST. | F.A.I. RTE. | SECTION | COUNTY | TOTAL SHEETS | SHEET NO. | |
| S:\CONTRMAINT\CAD\72K62- ITS D6-1 - Var | ous Co\PLANS\72K62-shv-66-exist-signal-plan | DRAWN - _____ | REVISED - _____ | | | VAR | ITS D6-1 | SANG/MOR | 66 | 66 | |
| Default | PLOT SCALE = 1/8" = 1' IN. | CHECKED - _____ | REVISED - _____ | | | CONTRACT NO. 72K62 | | | | | |
| | PLOT DATE = 3/30/2018 | DATE - _____ | REVISED - _____ | | | ILLINOIS FED. AID PROJECT | | | | | |