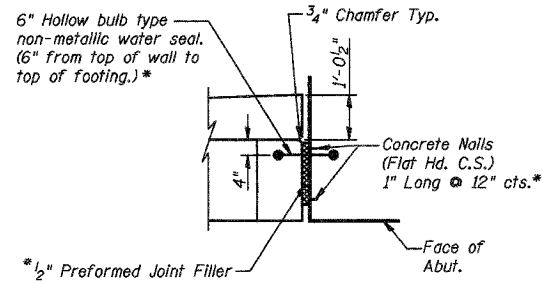


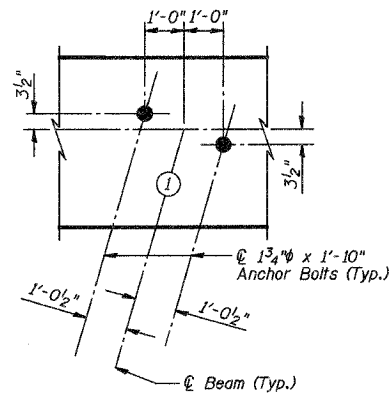
STATE OF ILLINOIS  
DEPARTMENT OF TRANSPORTATION

ROUTE NO.	SECTION	COUNTY	TOTAL SHEETS	SHEET NO.
F.A.P. 351	3277R	COOK	66	38
FED. ROAD DIST. NO. 7		ILLINOIS	FED. AID PROJECT-	
Contract No. 62206				

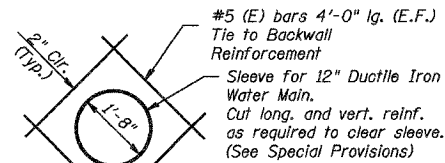


**DETAIL A**

\* Cost included with Concrete Structures.

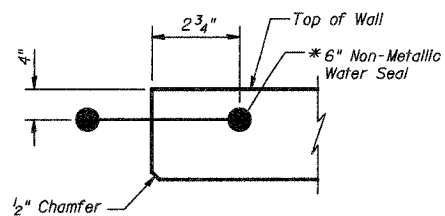


**DETAIL B**



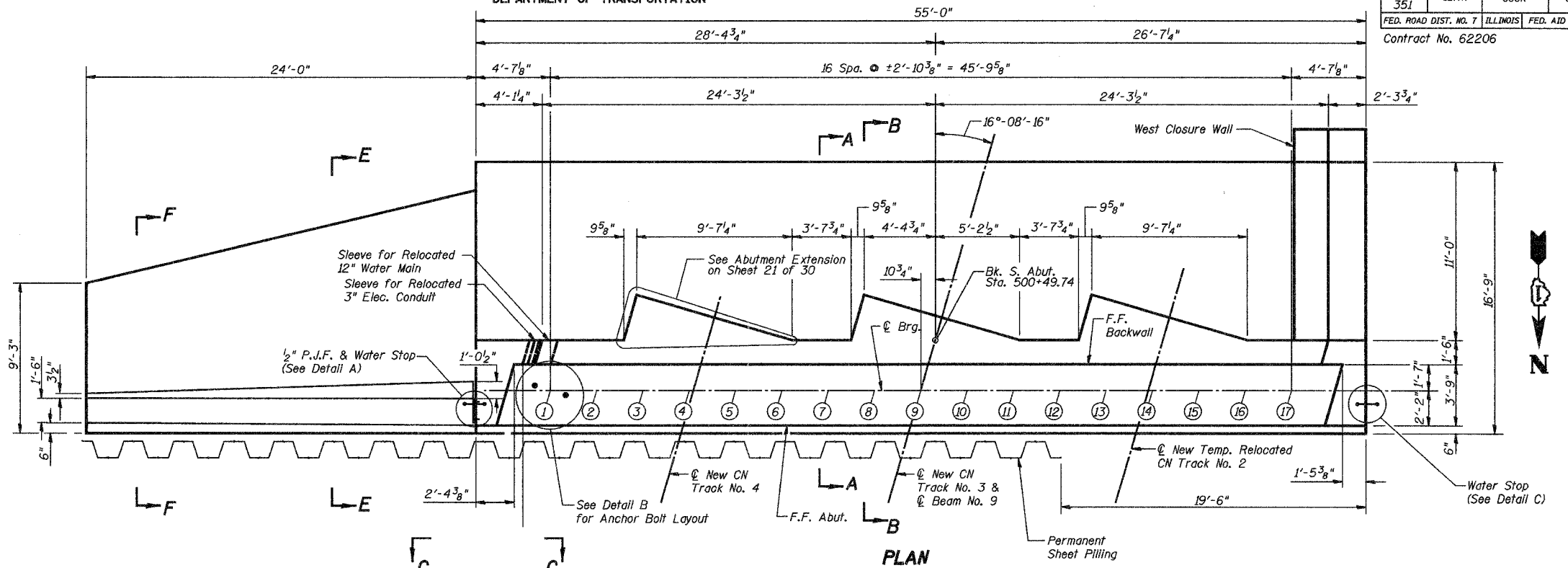
**DETAIL D**

Cost for Sleeve and Reinforcing to be included in "Water Main Relocation"

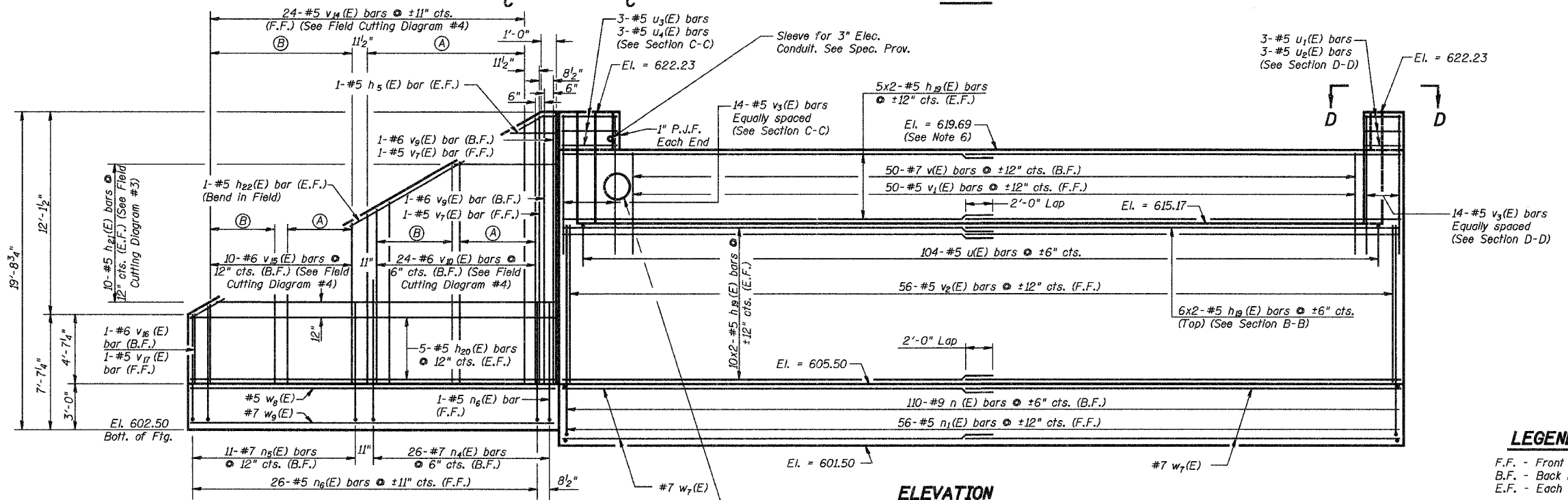


**DETAIL C**

\* Contractor to provide protective cover for Water Seal subject to the approval of the engineer.



**PLAN**



**ELEVATION**

**LEGEND**

F.F. - Front Face  
B.F. - Back Face  
E.F. - Each Face

- Notes:
1. For Sections A-A, B-B, E-E, F-F & Permanent Sheet Piling Details, See Sht. 21 of 30.
  2. For Sections C-C, D-D & Closure wall Details, See Sht. 22 of 30.
  3. For Notes, Bill of Materials and additional details, See Sht. 24 of 30.
  4. For Bar Splicer details see sheet 27 of 30.
  5. For Field Cutting Diagram #3 and #4, See Sht. 24 of 30.
  6. Elevation given at the Back of Abutment.
  7. Reinforcement bars designated (E) shall be epoxy coated.
  8. Space Reinforcement in Seat to miss Anchor Bolts.
  9. Bars indicated thus 6x2-#5 etc. indicates 9 lines of bars with 2 lengths per line.

Provide Sleeve for 12" Ductile Iron Water Main (Relocated) - Exact Location to be Determined in Field - See Detail D (See Special Provisions)

**SOUTH ABUTMENT**

Date 3/27/06	Designed TDN	<b>CN RAILROAD BRIDGE OVER U.S. 6 (159TH STREET) F.A.P. RTE. 351 SECTION 3277R COOK COUNTY STATION 92+24.25 STRUCTURE NO. 016-2754</b>	Sheet No.
Revisions	Drawn BKN		20
	Checked DCS		of 30
	Approved KWB		
Prepared By:	3040 N. University Ave., Suite 1 Decatur, IL.		URS Job No. 36430825