
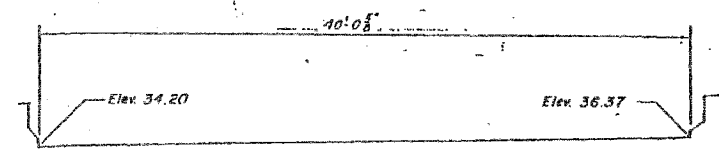


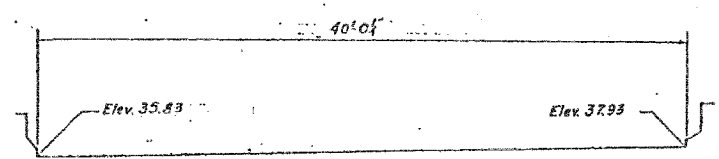
F.A.I.	SECTION	COUNTY	TOTAL SHEETS	SHEET NO.
94/90	2003-0291	COOK	344	286
STA.	TO STA.			
FED. ROAD DIST. NO.	ILLINOIS	FED. AID PROJECT		




② AT SOUTH ABUTMENT  
P.J.S. 2 1/2"




② AT PIER A 4  
P.J.S. 2 1/2"




② AT PIER A 5  
P.J.S. 2 1/2"




② AT PIER A 6  
P.J.S. 2 1/2"



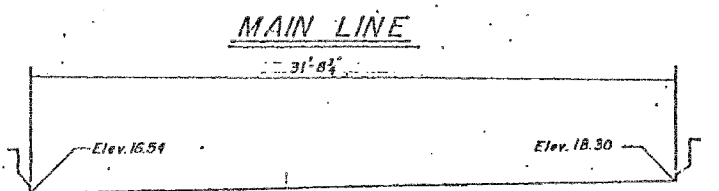
② AT PIER A 9  
P.J.S. 2 1/2"



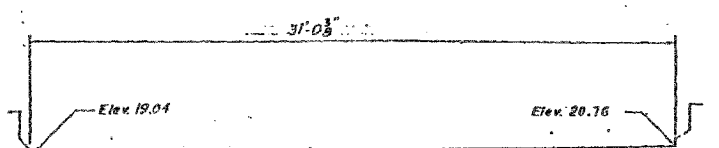
② AT PIER A 13  
P.J.S. 2 1/2"




② AT PIER A 15  
P.J.S. 2 1/2"



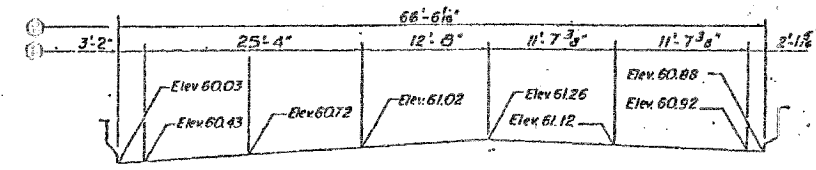
② AT SOUTH ABUTMENT  
P.J.S. 4"



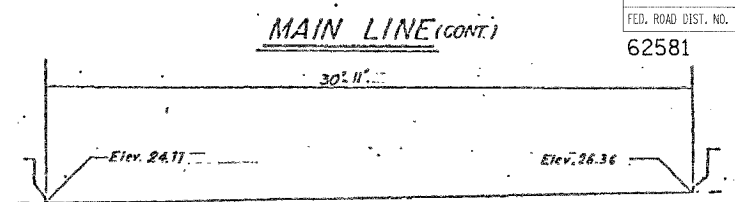
① AT PIER 1  
P.J.S. 2 1/2"




① AT PIER 2  
P.J.S. 4"




AT PIER 26 (FINGER PLATE JOINT)




② AT PIER 3  
P.J.S. 4"




② AT PIER 4  
P.J.S. 4"



② AT PIER 5  
P.J.S. 4"



② AT PIER 11  
P.J.S. 2 1/2"



② AT PIER 15  
P.J.S. 2 1/2"

Dimensions measured along  
slope of Joint

NOTES  
For Steel Finger Plate dt. See Sheet TJ1, Vol. 13  
For PJS Detail See Sheet TJ3, Vol. 13

SHEET J 38 OF 109

REVISIONS	
Name	Date
(2) Rev.	2/25/07

STATE OF ILLINOIS  
DEPARTMENT OF TRANSPORTATION  
EAL ROUTE 90/94 (DAN RYAN EXPRESSWAY)  
SECTION 1985-082R-COOK COUNTY  
S.B. MAINLINE RECONSTRUCTION  
STRUCTURE 016-1057 & 117 (RAMP A'S MAINLINE)  
TRANSVERSE DECK JOINT ELEVATIONS  
Scale: NONE  
Date: AUGUST 14, 1987  
DRAWN BY: J.R.  
CHECKED BY: J.S.K.  
EMERSON ENGINEERS INC.  
Chicago, Illinois

REVISIONS		ILLINOIS DEPARTMENT OF TRANSPORTATION	
NAME	DATE	F.A.I. 94/90 (DAN RYAN EXPRESSWAY)	
		SB DAN RYAN ELEVATED BRIDGE	
		REPAIR FROM 15TH TO 28TH STREETS	
		EXISTING PLAN INFORMATION	
		SN 016-1117 & 016-1067	
		SCALE: NTS	DRAWN BY: MTR
		DATE: 5/25/2006	CHECKED BY: BLU

FOR INFORMATION ONLY

BOWMAN, BARRETT & ASSOCIATES INC.  
CONSULTING ENGINEERS  
Chicago, Illinois  
312.228.0100  
www.bbainc.com

5/23/2006 3:56:26 PM