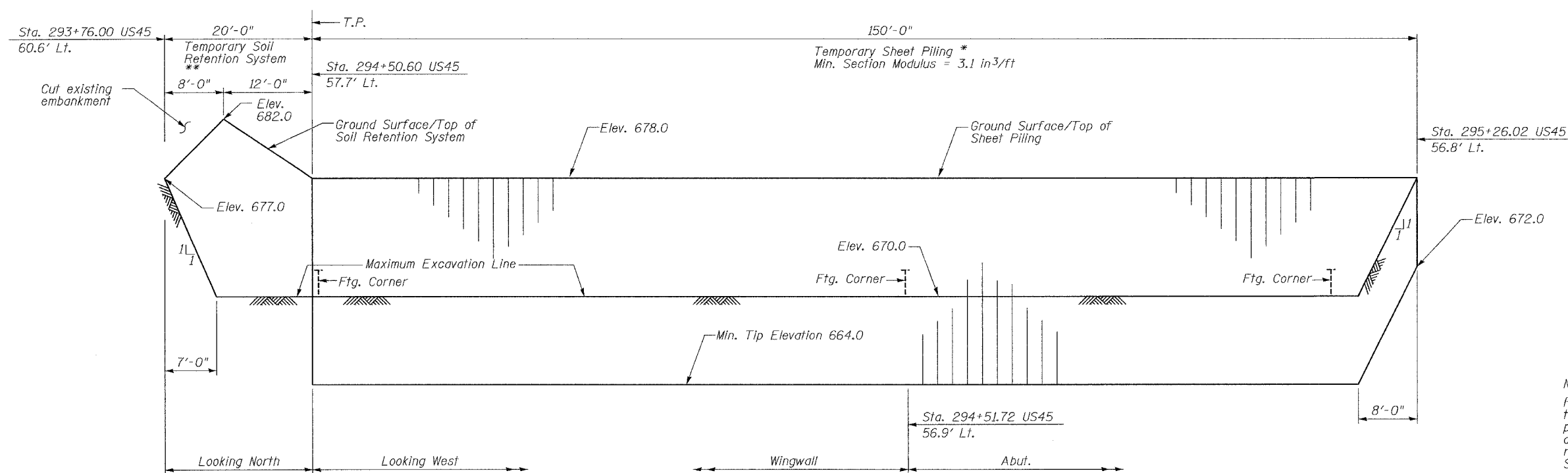


ROUTE NO.	SECTION	COUNTY	TOTAL SHEETS	SHEET NO.
FAU 3578	1327 B	COOK	108	31
FED. ROAD DIST. NO. 7		ILLINOIS FED. AID PROJECT-		

SHEET NO. 3
35 SHEETS



DEVELOPED ELEVATION - WEST ABUTMENT & SOUTHWEST WINGWALL ***

Notes:
 Portions of the temporary sheet piling shown on the plans along the west abutment and wingwall may be eliminated if remaining portions of existing footings are adequate to support the excavation, as approved by the Engineer. The contractor shall verify the sheeting requirements prior to ordering materials, cost included with Temporary Sheet Piling.

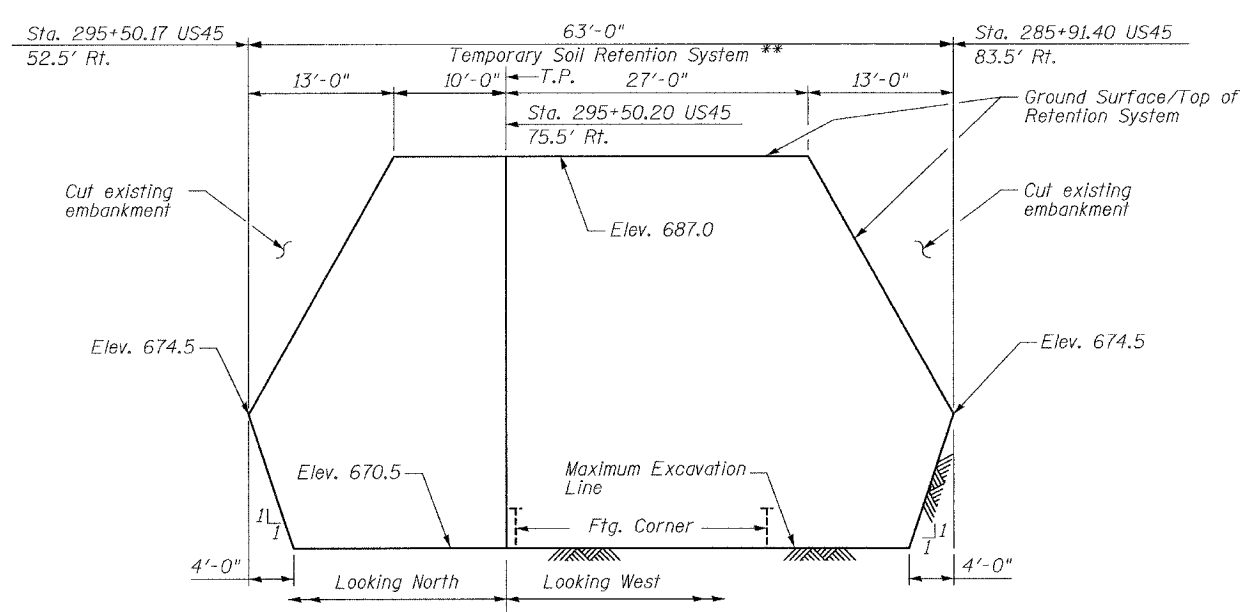
A portion of the existing East Abutment shall be left in place to retain earth during pier construction so that sheet piling is only required as shown.

* If the Contractor chooses to alter the temporary cantilevered sheet piling design requirements shown on the plans, a design submittal including plan details and calculations will be required for review and acceptance by the Engineer.

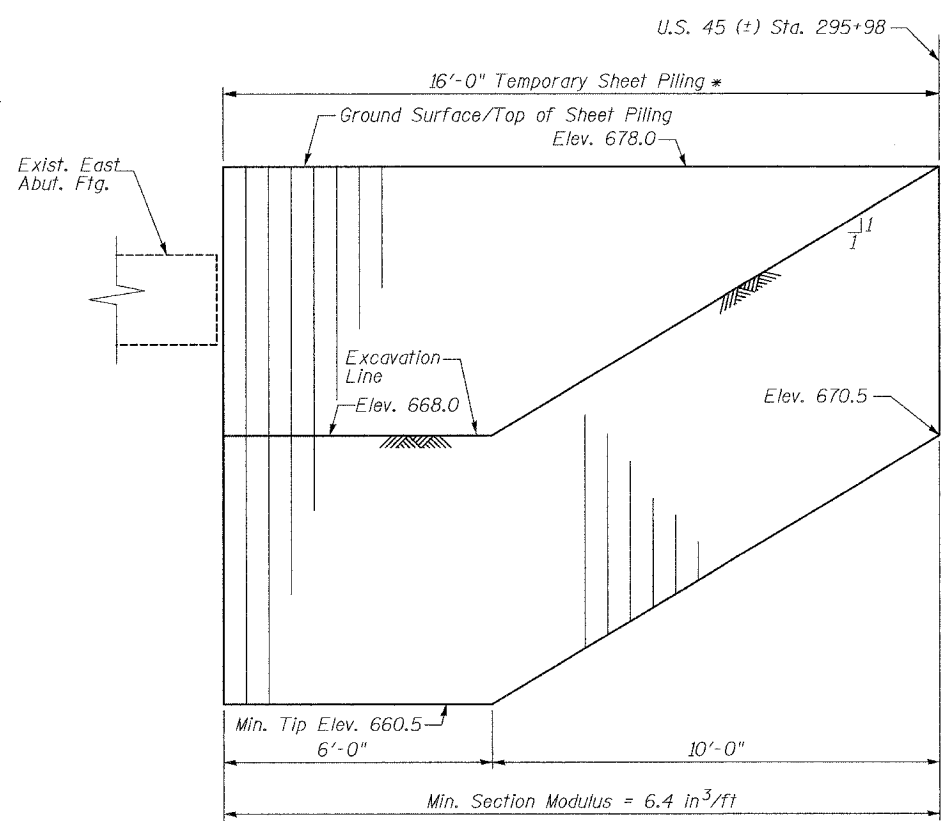
** A cantilevered sheet piling design does not appear feasible and additional members or other retention systems may be necessary. The Contractor shall submit a temporary soil retention system design including plan details and calculations for review and acceptance by the Engineer.

Design of Temporary Soil Retention Systems shall meet the requirements of the Railroad.

*** Horizontal location (plan view) are set 2'-0" off the corners of the footings.



DEVELOPED ELEVATION - SOUTHEAST WINGWALL ***



ELEVATION - NORTH END OF PIER (Looking West)

BILL OF MATERIAL

Item	Unit	Quantity
Temporary Sheet Piling	Sq. Ft.	2298
Temporary Soil Retention System	Sq. Ft.	1033

LEGEND
 T.P. Turning Point

DESIGNED	JJI
CHECKED	SRT
DRAWN	MD
CHECKED	SRT

B Bollinger, Lach & Associates, Inc.

TEMPORARY SHEET PILING
 IL 7 (SOUTHWEST HIGHWAY) OVER
 US 45 (LA GRANGE ROAD)
 F.A.U. ROUTE 3578 SECTION 1327B
 COOK COUNTY
 STA. 1516+85.79
 STRUCTURE NUMBER 016-2847