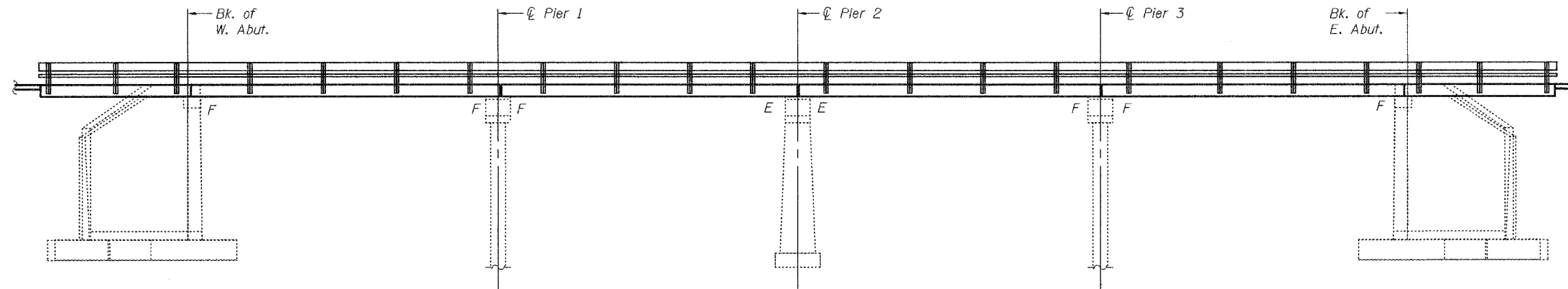


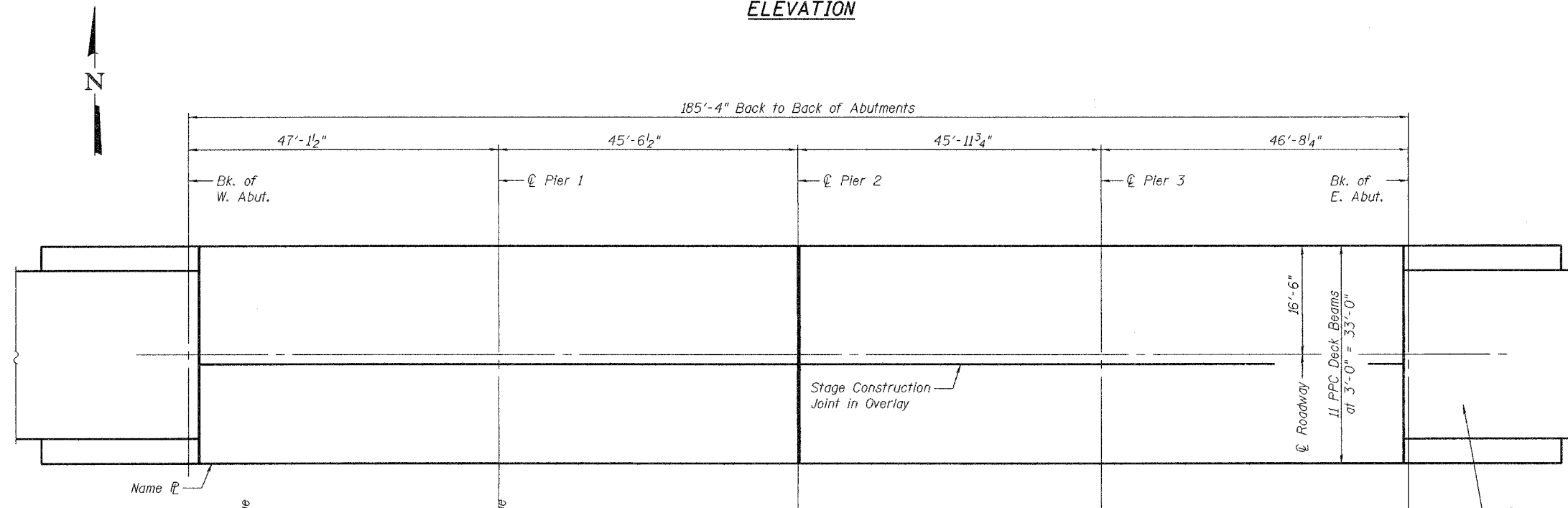
STATE OF ILLINOIS
DEPARTMENT OF TRANSPORTATION

ROUTE NO.	SECTION	COUNTY	SHEET NO.	SHEET NO. 1
		Peoria	12	11 SHEETS
FED. ROAD DIST. NO. 7	ILLINOIS	FED. AID PROJECT		

Contract Number: 600F1



ELEVATION



PLAN

GENERAL NOTES

Plan dimensions and details relative to existing structure have been taken from existing plans and are subject to nominal construction variations. It shall be the Contractor's responsibility to verify such dimensions and details in the field and make necessary approved adjustments prior to construction or ordering of materials. Such variations shall not be cause for additional compensation for a change in the scope of the work, however, the Contractor will be paid for the quantity actually furnished at the unit price bid for the work.

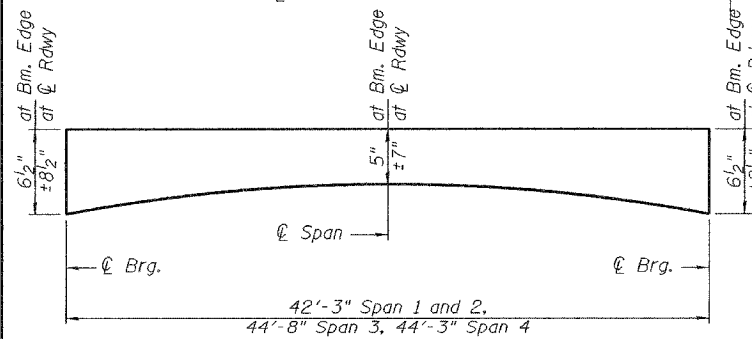
The minimum thickness of the Concrete overlay shall be 5" and varies as required to adjust for the new profile grade and beam camber. The cut strands at each beam end shall be given two coats of zinc dust spray or paint meeting the requirements of ASTM A780. The zinc dust spray or paint shall be applied before corrosion appears and allowed to dry according to manufacturer's specifications prior to another coat of zinc. A concrete sealer meeting the requirements of Section 587 of the Standard Specifications shall be applied to the exterior face and 9" in on the underside of each fascia beam. The sealer shall be applied after visible crack growth has subsided. This work shall be performed by the producer and included with the cost of the beam.

All construction joints shall be bonded. The contractor is advised that the existing PPC Deck Beams are in a deteriorated condition with reduced load carrying capacity. It is the contractor's responsibility to account for the condition of the beams when developing construction procedures for removal and replacement of the superstructure.

Attach new Name plate to the backside of 8" Rail element. Existing name plate is to be removed, cleaned and relocated adjacent to new name plate. Cost included in the cost of Name Plates.

If the contractor's procedure for existing beam removal or placement of new beams involves placement of cranes or other heavy equipment on new beams, a detailed procedure shall be submitted to the Engineer for approval. The procedure shall include calculations, prepared and sealed by an Illinois Licensed Structural Engineer, verifying that the equipment and procedure used will not overstress the new beams. To distribute load to multiple beams and protect the concrete, in all cases a double layer mat of heavy timbers shall be used at all times under crane tracks or wheels and any outriggers in the down position. If necessary, shims shall be used under the crane mat to ensure uniform contact with the underlying beams. Prior to placement of the timber mats the following shall be done: placement and tightening of transverse tie assemblies, grouting and curing the dowel rods 24 hours minimum and grouting and curing the shear keys. A temporary means of lateral restraint will be required for fascia beams at expansion ends of beams to prevent movement of the beams.

For removal and replacement of approach pavement see roadway plans and details.



CONCRETE WEARING SURFACE PROFILE

DESIGNED	Adrian T. Holloway
CHECKED	John A. Morris
DRAWN	Ralph E. Anderson
CHECKED	A.T.H. S.J.B.

April 26, 2006
EXAMINED John A. Morris
ENGINEER OF STRUCTURAL SERVICES
PASSED Ralph E. Anderson
ENGINEER OF BRIDGES AND STRUCTURES



Expires: November 30, 2006

LOADING HS20-44
No allowance for future wearing surface.
DESIGN SPECIFICATIONS
2002 AASHTO Standard Specifications

DESIGN STRESSES
FIELD UNITS
 $f'c = 3,500$ psi
 $f'c = 5,000$ psi (Concrete Wearing Surface)
 $f_y = 60,000$ psi (Reinforcement)
PRECAST PRESTRESSED UNITS
 $f'c = 6,000$ psi
 $f'ci = 5,000$ psi
 $f's = 270,000$ psi ($1/2$ " ϕ low lax strands)
 $f'sl = 201,960$ psi ($1/2$ " ϕ low lax strands)

PRECAST CONCRETE UNITS
 $f'c = 4,500$ psi
 $f_y = 60,000$ psi (Reinforcement)

TOTAL BILL OF MATERIAL

ITEM	UNIT	QUANTITY
Furnishing and Erecting Structural Steel	Pound	720
Strip Seal Expansion Joint Assembly	Foot	33
Protective Coat	Sq. Yd.	670
Removal of Existing Superstructures	Each	1
PPC Deck Beams (17" Depth)	Sq. Ft.	6,023
Reinforcement Bars, Epoxy Coated	Pound	8,890
Steel Bridge Rail, Type SM	Foot	462
Concrete Wearing Surface, 5"	Sq. Yd.	670
Bridge Deck Grooving	Sq. Yd.	627
Name Plates	Each	1
Bar Splicers	Each	183
Removal of Existing Precast Concrete Unit	Sq. Ft.	359
Concrete Structures	Cu. Yd.	0.6
Precast Concrete Bridge Slab	Sq. Ft.	359

STATION 313+00.88
REBUILT 20 BY
STATE OF ILLINOIS
F.A.S. 2402 RT. US 150
SEC. (113B-2)BR-1
LOADING HS20
STR. NO. 072-0033

NAME PLATE
(See Std. 515001)

PLAN AND ELEVATION
US 50 / KICKAPOO CREEK
PEORIA COUNTY
SN 072-0033